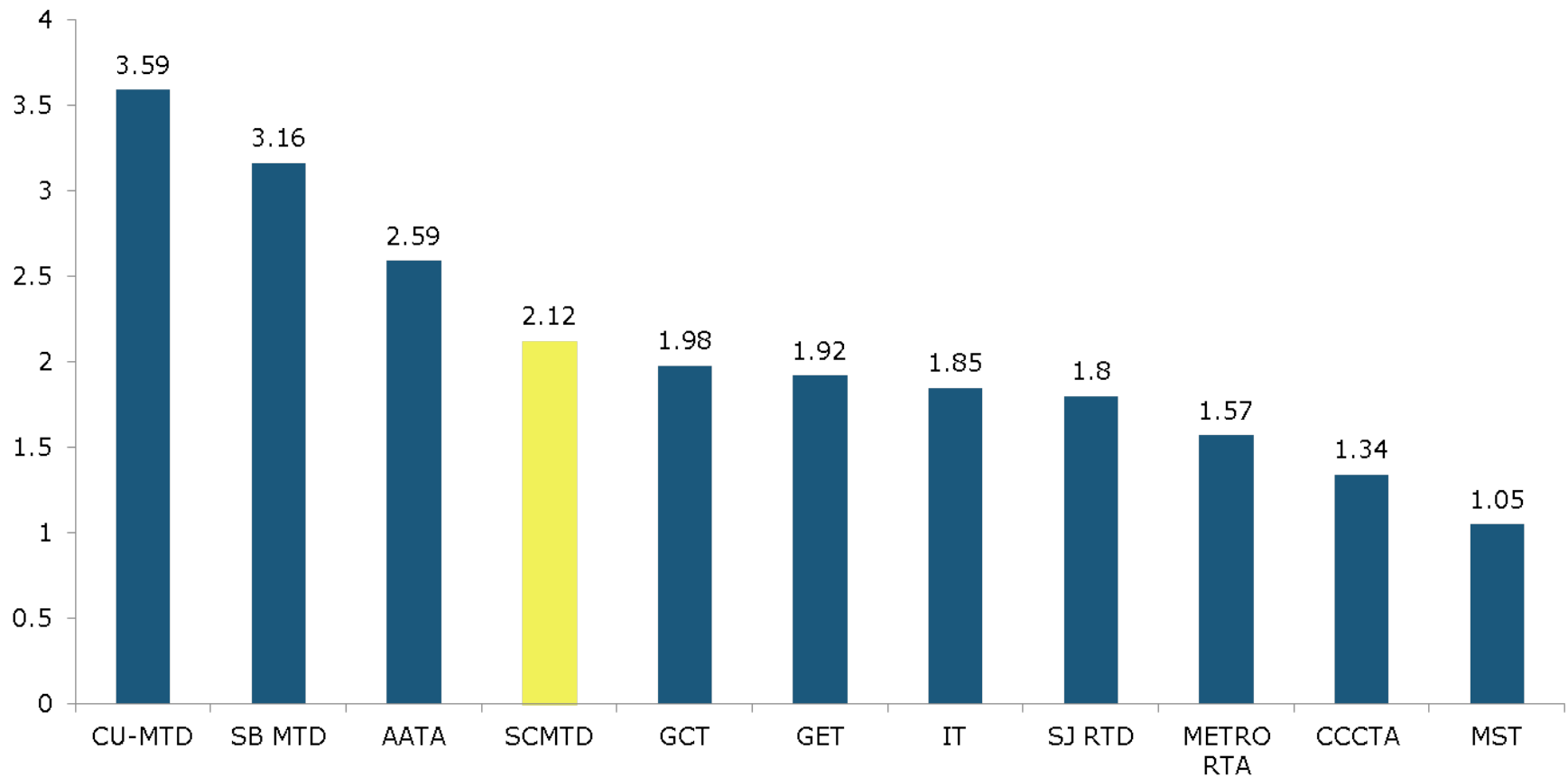


# Addendum

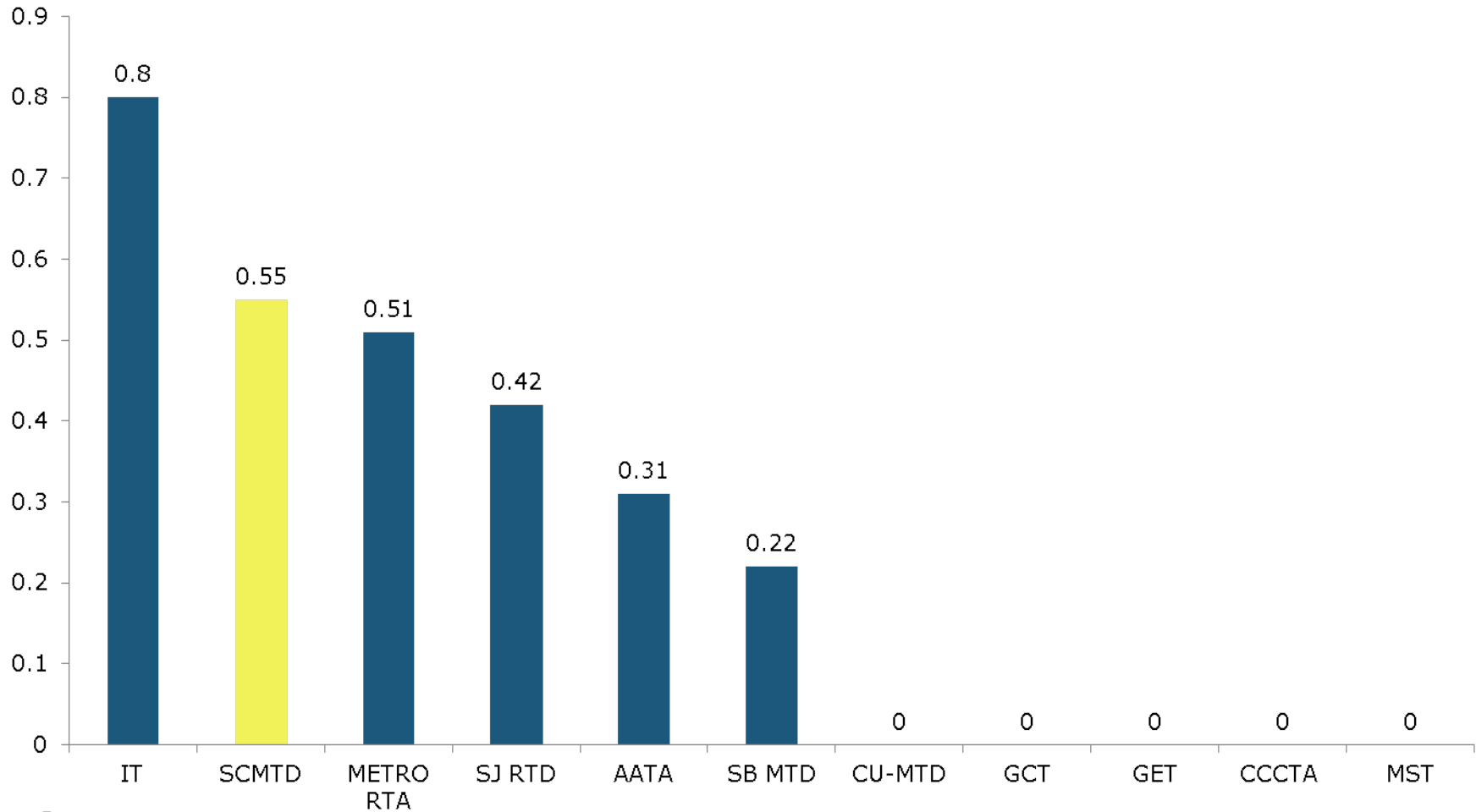
# Performance Indicator vs. Our Peers

## Passenger Trips Per Revenue Mile (Fixed Route)



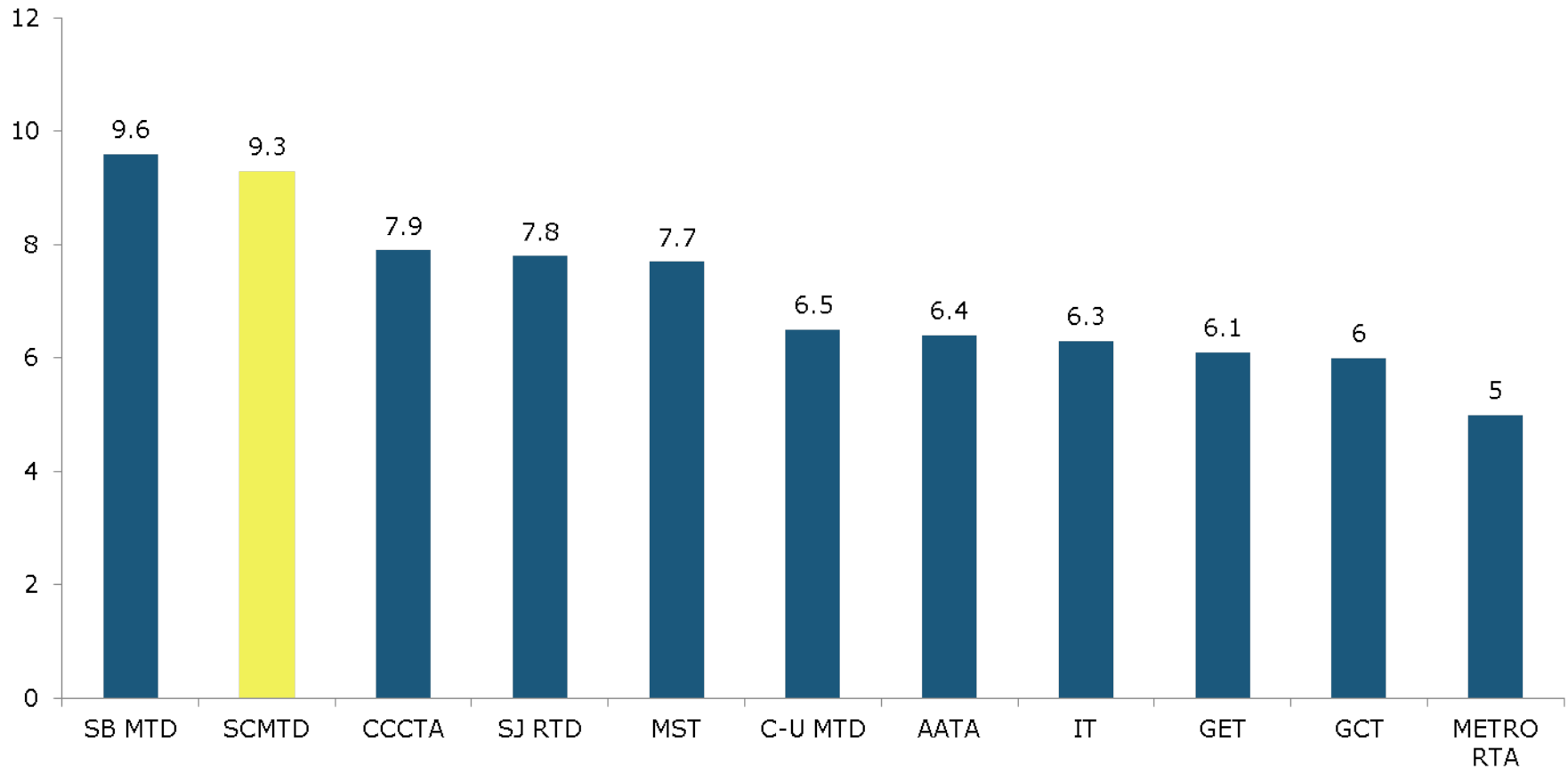
# Performance Indicator vs. Our Peers

## Passenger Trips Per Revenue Mile (Commuter)



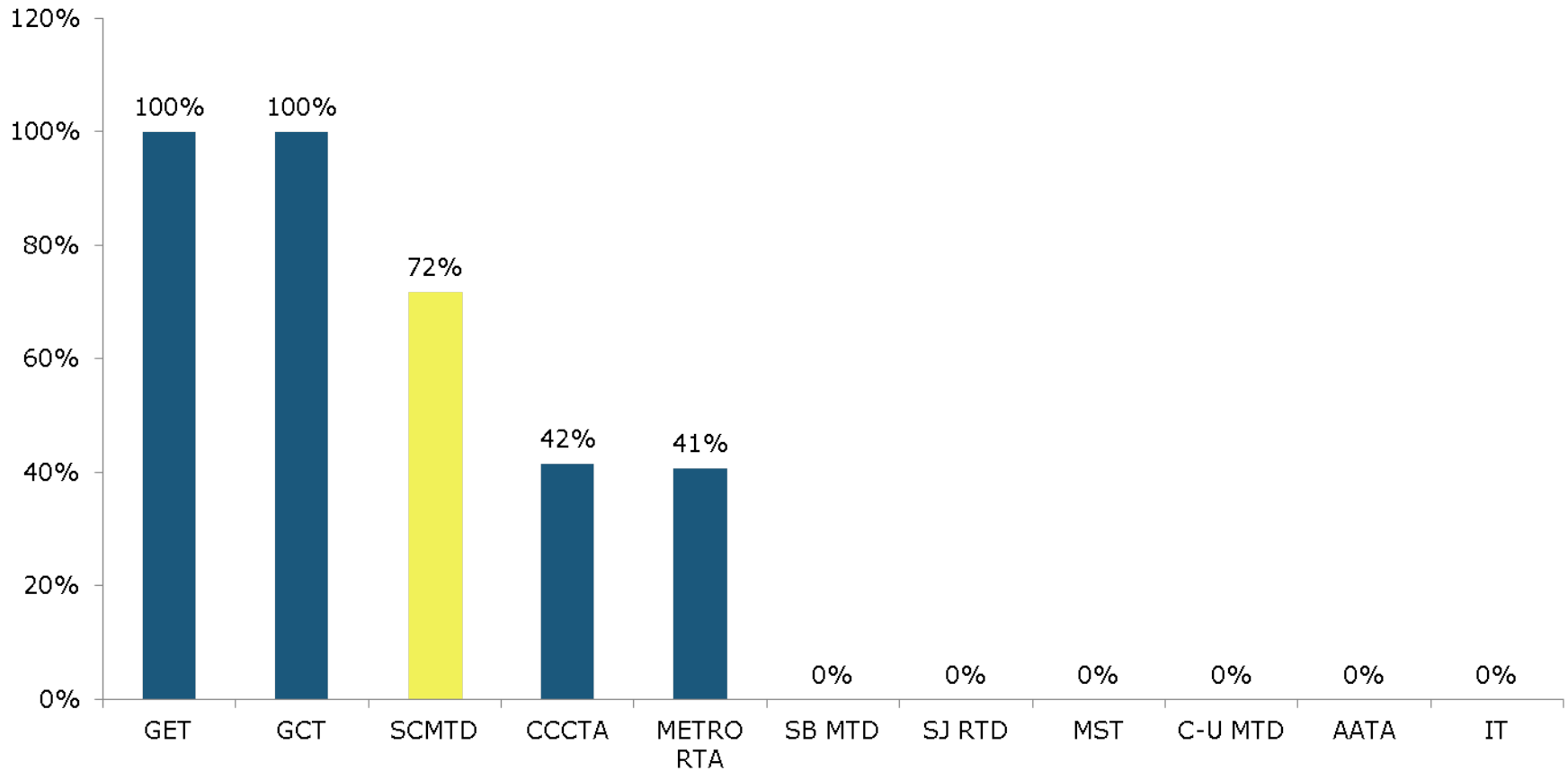
# Performance Indicator vs. Our Peers

## Average Age of Fleet



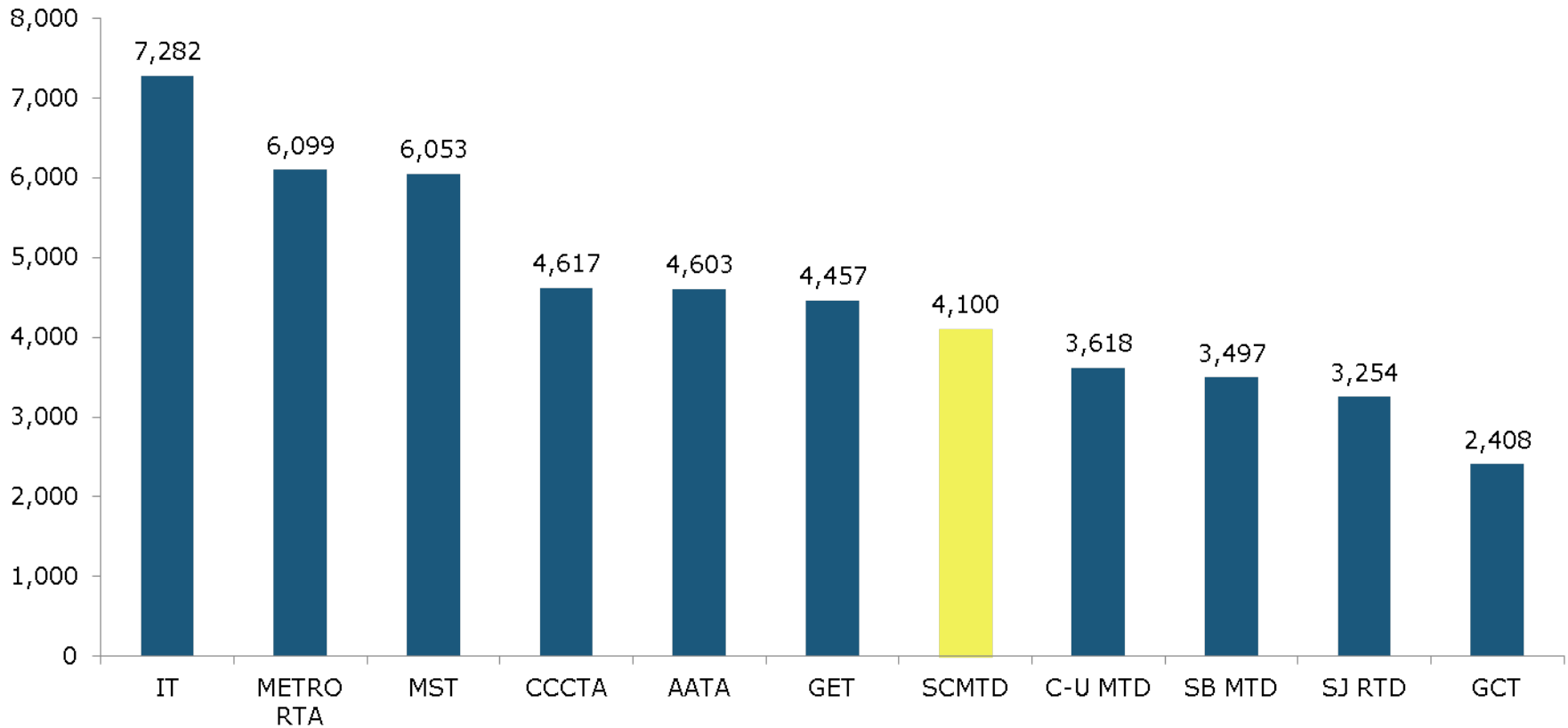
# Performance Indicator Vs. Our Peers

## CNG %



# Performance Indicator vs. Our Peers

## HUB Miles



# Day Pass and 31 Day Pass vs Our Peers

	SC METRO Santa Cruz Metropolitan Transit District -Santa Cruz	MST Monterey Peninsula Transit -Monterey	MTD SB Metropolitan Transit -Santa Barbara	RTD San Joaquin Regional Transit -Stockton	COUNTY CONNECTION Central Contra Costa Transportation Authority -Concord	GET Golden Empire Transit District -Bakersfield	GCT Gold Coast Transit -Oxnard	I.T. Intercity Transit -Olympia, WA	METRO Metro Regional Transit Authority -Akron, OH	AATA Ann Arbor Transportation Authority -Ann Arbor, MI	C-U MTD Champaign-Urbana Mass Transit District -Urbana, IL
<b>1-WAY BASE FARE (CASH)</b>											
Adult (18 & over)	\$2.00	\$1.50 - 3.50	\$1.75	\$1.50	\$2.00	\$1.25	\$1.50	\$1.25	\$1.25	\$1.50	\$1.00
Youth (to age 17)	\$2.00	\$ .75 - 1.75	\$1.75	\$1.50	\$2.00	\$1.25	\$1.50	\$1.25	\$1.25	\$1.50	\$1.75
Seniors (62 & Over)/Medicare Card/Disabled	\$1.00	\$ .75 - 1.75	\$ .85	\$ .75	\$1.00	\$ .75	\$ .75	\$0.50	\$0.50	\$ .75	Free
<b>2014 Fixed Route Fares</b>											
<b>31-DAY PASS</b>											
Adult (18 & over)	\$65.00	\$95.00 - 190.00	\$52.00	\$65.00	\$60.00	\$36.00	\$50.00	\$36.00	\$50.00	\$58.00	\$15.00
Youth (to age 17)	\$48.00	\$47.00 - 95.00	\$42.00	\$40.00	\$60.00	\$36.00	\$40.00	\$15.00	-	\$29.00	-
Seniors (62 & Over)/Medicare Card/Disabled	\$32.00	\$47.00 - 95.00	\$20.00	\$30.00	\$3.00	\$18.00	\$25.00	\$15.00	\$30.00	\$29.00	-
<b>DAY PASS</b>											
Adult (18 & over)	\$6.00	\$10.00	\$6.00	\$4.00	-	\$3.00	\$4.00	\$2.50	\$2.50	\$4.50	\$2.00
Youth (to age 17)	\$6.00	\$5.00	-	\$4.00	-	\$3.00	\$4.00	\$2.50	-	\$1.00	-
Seniors (62 & Over)/Medicare Card/Disabled	\$3.00	\$5.00	-	\$2.00	-	\$1.50	\$2.00	\$1.00	-	\$1.00	-
<b>2014 Commuter Fares</b>											
<b>31-DAY PASS</b>											
Adult (18 & over)	\$113.00	-	\$120.00	\$65.00	-	-	-	\$90.00	-	\$125.00	-
Youth (to age 17)	\$113.00	-	\$120.00	\$65.00	-	-	-	\$90.00	-	-	-
Seniors (62 & Over)/Medicare Card/Disabled	-	-	-	\$30.00	-	-	-	\$37.50	-	-	-
<b>DAY PASS</b>											
Adult (18 & over)	\$10.00	-	-	\$4.00	-	-	-	-	-	-	-
Youth (to age 17)	\$10.00	-	-	\$4.00	-	-	-	-	-	-	-
Seniors (62 & Over)/Medicare Card/Disabled	-	-	-	\$2.00	-	-	-	-	-	-	-
<b>2014 Paratransit Fares</b>											
<b>DAY PASS</b>											
-	-	\$5.00	\$6.00	\$2.00	-	-	-	\$2.50	-	-	-
<b>31-DAY PASS</b>											
-	-	\$47.00 - \$95.00	\$20.00	\$30.00	\$3.00	-	-	\$36.00 (Youth/Elderly/Dis abled \$15.00)	-	-	-



# Key ParaCruz Performance Indicators

## Cost per Revenue Hour

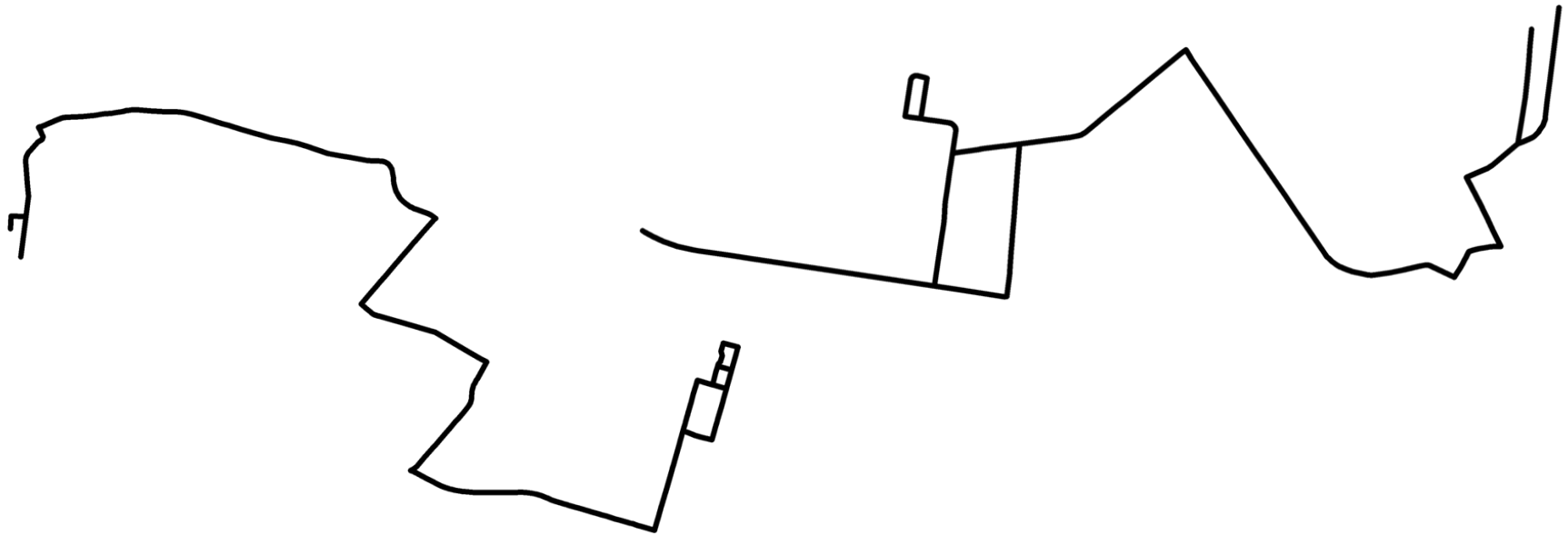


59% increase from FY07 to FY13





# Principles of Service Design



Productive Based  
Route

Geography Based  
Route