



**SANTA CRUZ METROPOLITAN TRANSIT DISTRICT (METRO)  
BOARD OF DIRECTORS AGENDA  
REGULAR MEETING  
MAY 19, 2017 – 9:00 AM  
WATSONVILLE CITY CHAMBER OFFICES  
275 MAIN STREET  
WATSONVILLE, CA 95076**

MISSION STATEMENT: “To provide a public transportation service that enhances personal mobility and creates a sustainable transportation option in Santa Cruz County through a cost-effective, reliable, accessible, safe, clean and courteous transit service.”

The Board Meeting Agenda Packet can be found online at [www.SCMTD.com](http://www.SCMTD.com) and is available for inspection at METRO’s Administrative offices at 110 Vernon Street, Santa Cruz, California.

This document has been created with accessibility in mind. With the exception of certain 3rd party and other attachments, it passes the Adobe Acrobat XI Accessibility Full Check. If you have any questions about the accessibility of this document, please email your inquiry to [accessibility@scmtd.com](mailto:accessibility@scmtd.com)

**BOARD ROSTER**

|                                   |                           |
|-----------------------------------|---------------------------|
| Director Ed Bottorff              | City of Capitola          |
| Director Cynthia Chase            | City of Santa Cruz        |
| Director Jimmy Dutra              | City of Watsonville       |
| Director Norm Hagen               | County of Santa Cruz      |
| Director John Leopold             | County of Santa Cruz      |
| Director Donna Lind               | City of Scotts Valley     |
| Director Cynthia Mathews          | City of Santa Cruz        |
| Director Bruce McPherson          | County of Santa Cruz      |
| Director Oscar Rios               | City of Watsonville       |
| Director Dan Rothwell             | County of Santa Cruz      |
| Director Mike Rotkin              | County of Santa Cruz      |
| Ex-Officio Director Donna Blitzer | UC Santa Cruz             |
| Ex-Officio Director Liber McKee   | Cabrillo College          |
| Alex Clifford                     | METRO CEO/General Manager |
| Julie Sherman                     | METRO General Counsel     |

**TITLE 6 - INTERPRETATION SERVICES / TÍTULO 6 - SERVICIOS DE TRADUCCIÓN**

Spanish language interpretation and Spanish language copies of the agenda packet are available on an as-needed basis. Please make advance arrangements with the Executive Assistant at 831-426-6080. Interpretación en español y traducciones en español del paquete de la agenda están disponibles sobre una base como-necesaria. Por favor, hacer arreglos por adelantado con Coordinador de Servicios Administrativos al numero 831-426-6080.

**AMERICANS WITH DISABILITIES ACT**

The Board of Directors meets in an accessible facility. Any person who requires an accommodation or an auxiliary aid or service to participate in the meeting, or to access the

agenda and the agenda packet (including a Spanish language copy of the agenda packet), should contact the Executive Assistant, at 831-426-6080 as soon as possible in advance of the Board of Directors meeting. Hearing impaired individuals should call 711 for assistance in contacting Santa Cruz METRO regarding special requirements to participate in the Board meeting. For information regarding this agenda or interpretation services, please call Santa Cruz METRO at 831-426-6080.

### **SECTION I: OPEN SESSION**

NOTE: THE BOARD CHAIR MAY TAKE ITEMS OUT OF ORDER

- 1 CALL TO ORDER**
- 2 ROLL CALL**
- 3 REVIEW OF ITEMS TO BE DISCUSSED IN CLOSED SESSION**  
*Julie Sherman, General Counsel*
- 4 RECESS TO CLOSED SESSION**

### **SECTION II: CLOSED SESSION**

- 5 CONFERENCE WITH LABOR NEGOTIATORS (GOVERNMENT CODE SECTION 54957.6)**

Agency designated representatives: Alex Clifford, CEO/General Manager  
Julie Sherman, General Counsel

Employee Organization: SEIU, Local 521

Following the closed session, the Board may consider potential actions to approve a Side Letter Agreement with the SEIU.

### **SECTION III: RECONVENE TO OPEN SESSION**

- 6 ANNOUNCEMENTS**
  - 6-1. Spanish language interpretation will be available during "Oral Communications" and for any other agenda item for which these services are needed.
  - 6-2. Today's meeting is being broadcast by Community Television of Santa Cruz County.
  - 6-3. Today's technician from the City of Watsonville is Suryel Vazquez.

- 7 BOARD OF DIRECTORS COMMENTS**

- 8 COMMUNICATIONS TO THE BOARD OF DIRECTORS**

This time is set aside for Directors and members of the general public to address any item not on the Agenda which is within the subject matter jurisdiction of the Board. No action or discussion shall be taken on any item presented except that any Director may respond to statements made or questions asked, or may ask questions for clarification. All matters of an administrative nature will be referred to staff. All matters relating to Santa Cruz METRO will be noted in the minutes and may be scheduled for discussion at

a future meeting or referred to staff for clarification and report. Any Director may place matters brought up under Communications to the Board of Directors on a future agenda. In accordance with District Resolution 69-2-1, speakers appearing at a Board meeting shall be limited to three minutes in his or her presentation. Any person addressing the Board may submit written statements, petitions or other documents to complement his or her presentation. When addressing the Board, the individual may, but is not required to, provide his/her name and address in an audible tone for the record.

**9 WRITTEN COMMUNICATIONS FROM MAC (if applicable)**

**10 LABOR ORGANIZATION COMMUNICATIONS**

**11 ADDITIONAL DOCUMENTATION TO SUPPORT EXISTING AGENDA ITEMS**

**CONSENT AGENDA**

All items appearing on the Consent Agenda are recommended actions which are considered to be routine and will be acted upon as one motion. All items removed will be considered later in the agenda. The Board Chair will allow public input prior to the approval of the Consent Agenda items.

**12-01 ACCEPT AND FILE: PRELIMINARY APPROVED CHECK JOURNAL DETAIL FOR THE MONTH OF APRIL 2017**

[Angela Aitken, Finance Manager](#)

**12-02 ACCEPT AND FILE: MINUTES OF THE SANTA CRUZ METRO BOARD OF DIRECTORS MEETING OF APRIL 28, 2017**

[Alex Clifford, CEO/General Manager](#)

**12-03 ACCEPT AND FILE: SANTA CRUZ METRO SYSTEM RIDERSHIP REPORTS FOR THE THIRD QUARTER OF FY17**

[Barrow Emerson, Planning and Development Manager](#)

**12-04 ACCEPT AND FILE: QUARTERLY STATUS REPORT OF ACTIVE GRANTS, GRANT APPLICATIONS AND OPPORTUNITIES FOR JANUARY - MARCH 2017**

[Thomas Hiltner, Grants/Legislative Analyst](#)

**12-05 ACCEPT AND FILE: METRO PARACRUZ OPERATIONS STATUS REPORT FOR JANUARY, FEBRUARY AND MARCH 2017**

[April Warnock, Paratransit Superintendent](#)

**12-06 ACCEPT AND FILE: THE YEAR TO DATE MONTHLY FINANCIAL REPORT AS OF FEBRUARY 28, 2017**

[Angela Aitken, Finance Manager](#)

**12-07 ACCEPT AND FILE: THE YEAR TO DATE MONTHLY FINANCIAL REPORT AS OF MARCH 31, 2017**

[Angela Aitken, Finance Manager](#)

**12-08 APPROVE: APPROVAL OF NEW CLASSIFICATION AND WAGE SCALE FOR PLANNING ANALYST**

[Angela Aitken, Interim Human Resources Manager and Finance Manager](#)

**12-09 APPROVE: CONSIDER ADOPTING A RESOLUTION THAT AUTHORIZES THE CEO/GM TO SUBMIT A GRANT APPLICATION AND EXECUTE AGREEMENTS TO RECEIVE FUNDS FROM THE FEDERAL TRANSIT ADMINISTRATION'S LOW AND NO EMISSION BUS PROGRAM AND WHICH APPROVES THE USE OF CALIFORNIA TOLL CREDITS TO PROVIDE MATCHING FUNDS FOR THE FEDERAL GRANT**

[Thomas Hiltner, Grants/Legislative Analyst](#)

**12-10 APPROVE: CONSIDERATION OF A FORMAL RATIFICATION OF A SIDE LETTER AGREEMENT BETWEEN THE SERVICE EMPLOYEES INTERNATIONAL UNION, LOCAL 521, FOR THE PERIOD MAY 19, 2017 THROUGH JUNE 30, 2019**

[Alex Clifford, CEO/General Manager](#)

**REGULAR AGENDA**

**13 STATE LEGISLATIVE UPDATE FROM JOSH SHAW OF SHAW / YODER / ANTWIH, INC.**

[Josh Shaw, Shaw/Yoder/Antwih, Inc.](#)

**14 ORAL FEDERAL LEGISLATIVE UPDATE FROM CHRIS GIGLIO OF CAPITAL EDGE**

[Chris Giglio, Capital Edge](#)

**15 ORAL UPDATE OF THE PROPOSED WATSONVILLE MURAL PROJECT**

[Jimmy Dutra, Board Chair](#)

**16 METRO ADVISORY COMMITTEE (MAC) VACANCY**

[Alex Clifford, CEO/General Manager](#)

**17 APPROVE: CONSIDER ADOPTING A RESOLUTION SETTING A GOAL TO ATTAIN A FULLY ZERO-EMISSION FLEET BY 2040 AND PHASING OUT THE PURCHASE OF CNG BUSES BY 2030**

[Thomas Hiltner, Grants/Legislative Analyst](#)

**18 CONSIDERATION OF SANTA CRUZ METRO'S FY18 AND FY19 OPERATING BUDGET, FY18 CAPITAL BUDGET, AND A RESOLUTION SETTING A PUBLIC HEARING ON JUNE 23, 2017**

[Angela Aitken, Finance Manager](#)

**19 CEO ORAL REPORT**

[Alex Clifford, CEO/General Manager](#)

**20 REVIEW OF ITEMS TO BE DISCUSSED IN CLOSED SESSION**

**Julie Sherman, General Counsel**

**21 ANNOUNCEMENT OF NEXT MEETING: FRIDAY, JUNE 23, 2017 AT 9:00AM, SANTA CRUZ CITY COUNCIL CHAMBERS, 809 CENTER STREET, SANTA CRUZ, CA**

**Jimmy Dutra, Board Chair**

**22 RECESS TO CLOSED SESSION**

**SECTION IV: CLOSED SESSION**

**23 CONFERENCE WITH LEGAL COUNSEL – PENDING LITIGATION**

Government Code Section 54956.9 (d)(1) – Parties: Lewis C. Nelson and Sons, Inc. and RNL Design, Inc.

**24 PUBLIC EMPLOYEE PERFORMANCE EVALUATION PURSUANT TO GOVERNMENT CODE SECTION 54957(B)(1), CONFERENCE WITH LABOR NEGOTIATOR PURSUANT TO GOVERNMENT CODE SECTION 54957.6**

Agency designated representative: Jimmy Dutra, Board Chair

Title/Unrepresented Employee: Alex Clifford, CEO/General Manager

**SECTION V: RECONVENE TO OPEN SESSION**

**25 REPORT OF CLOSED SESSION ITEMS**

**Julie Sherman, General Counsel**

**26 ADJOURNMENT**

**Jimmy Dutra, Board Chair**

Pursuant to Section 54954.2(a)(1) of the Government Code of the State of California, this agenda was posted at least 72 hours in advance of the scheduled meeting at a public place freely accessible to the public 24 hours a day. The agenda packet and materials related to an item on this Agenda submitted to the Board of Directors after distribution of the agenda packet are available for public inspection in the Santa Cruz METRO Administrative Office (110 Vernon Street, Santa Cruz) during normal business hours. Such documents are also available on the Santa Cruz METRO website at [www.scmtd.com](http://www.scmtd.com) subject to staff's ability to post the document before the meeting.

- THIS PAGE INTENTIONALLY LEFT BLANK -



**DATE:** May 19, 2017  
**TO:** Board of Directors  
**FROM:** Angela Aitken, Finance Manager  
**SUBJECT: ACCEPT AND FILE PRELIMINARY APPROVED CHECK JOURNAL  
DETAIL FOR THE MONTH OF APRIL 2017**

**I. RECOMMENDED ACTION**

**That the Board of Directors accept and file the preliminary approved Check Journal Detail for the month of April 2017**

**II. SUMMARY**

- This staff report provides the Board with a preliminary approved Check Journal Detail for the month of April 2017.
- The Finance Department is submitting the check journal for Board acceptance and filing.

**III. DISCUSSION/BACKGROUND**

This preliminary approved Check Journal Detail provides the Board with a listing of the vendors and amounts paid out on a monthly cash flow basis (Operating and Capital expenses).

All invoices submitted for the month of April 2017 have been processed, checks issued and signed by the Finance Manager.

**IV. FINANCIAL CONSIDERATIONS/IMPACT**

None. The check journal is a presentation of invoices paid in April 2017 for purposes of Board review, agency disclosure, accountability and transparency.

**V. ALTERNATIVES CONSIDERED**

N/A

**VI. ATTACHMENTS**

**Attachment A:** Check Journal Detail for the Month of April 2017


Prepared By: Holly Riley, Senior Accounting Technician

**VII. APPROVALS:**

Approved as to fiscal impact:  
Angela Aitken, Finance Manager



Alex Clifford, CEO/General Manager





# Attachment A

DATE 05/02/17 12:30

SANTA CRUZ METROPOLITAN TRANSIT DISTRICT  
CHECK JOURNAL DETAIL BY CHECK NUMBER  
ALL CHECKS FOR ACCOUNTS PAYABLE

PAGE 1

DATE: 04/01/17 THRU 04/30/17

| CHECK NUMBER | CHECK DATE | CHECK VENDOR     | CHECK AMOUNT | VENDOR NAME                    | VENDOR TYPE | TRANS. NUMBER | TRANSACTION DESCRIPTION | TRANSACTION AMOUNT | COMMENT |
|--------------|------------|------------------|--------------|--------------------------------|-------------|---------------|-------------------------|--------------------|---------|
| 57580        | 04/03/17   | -4,535.40 003168 |              | BIOMAAS INC                    |             | 74847         | OUTFALL 1200A RIVER     | -4,535.40          | **VOID  |
| 58712        | 04/03/17   | 770.38 002069    |              | A TOOL SHED, INC.              |             | 77400         | HONEYCOMB GRATES WTC    | 770.38             |         |
| 58713        | 04/03/17   | 7,785.00 001712  |              | ABACHERLI FENCE COMPANY        | 7           | 77427         | FENCE VERNON            | 7,785.00           |         |
| 58714        | 04/03/17   | 1,619.10 003151  |              | ABC BUS INC                    |             | 77290         | DIESEL NOZZLE KIT       | 44.34              |         |
|              |            |                  |              |                                |             | 77330         | DIESEL FUEL NOZZLE      | 1,552.32           |         |
|              |            |                  |              |                                |             | 77360         | INVENTORY ORDER         | 22.44              |         |
| 58715        | 04/03/17   | 525.00 003330    |              | ACTION TOWING & ROAD SVC CORP  |             | 77368         | TOWING VEH #1001        | 525.00             |         |
| 58716        | 04/03/17   | 799.66 E636      |              | AGUIRRE, CIRO                  |             | 77313         | TRAVEL REIMBURSEMENT    | 799.66             |         |
| 58717        | 04/03/17   | 6,295.44 382     |              | AIRTEC SERVICE INC.            |             | 77293         | RPR HVAC 1200A RIVER    | 2,900.00           |         |
|              |            |                  |              |                                |             | 77294         | RPR HVAC 1200B RIVER    | 207.00             |         |
|              |            |                  |              |                                |             | 77295         | RPR HVAC SVTC           | 242.00             |         |
|              |            |                  |              |                                |             | 77296         | RPR HVAC GOLF CLUB      | 917.00             |         |
|              |            |                  |              |                                |             | 77297         | RPR HVAC VERNON         | 921.13             |         |
|              |            |                  |              |                                |             | 77298         | RPR HVAC WTC            | 392.00             |         |
|              |            |                  |              |                                |             | 77299         | RPR HVAC PACIFIC        | 469.31             |         |
|              |            |                  |              |                                |             | 77301         | RPR HVAC PARACRUZ       | 247.00             |         |
| 58718        | 04/03/17   | 375.00 001016    |              | ALLARD'S SEPTIC SERVICE        | 7           | 77387         | GREASE TRAP PACIFIC     | 375.00             |         |
| 58719        | 04/03/17   | 65.01 003123     |              | AMERICAN BUSINESS FORMS INC DB |             | 77365         | OFFICE SUPPLIES         | 65.01              |         |
| 58720        | 04/03/17   | 331.75 001D      |              | AT&T                           |             | 77364         | 2/19-3/18 ELEV OPS      | 165.80             |         |
|              |            |                  |              |                                |             | 77379         | 8/19-9/18 CEMENT        | 165.95             |         |
| 58721        | 04/03/17   | 218.25 003248    |              | BAY ALARM COMPANY              |             | 77289         | 4/1-7/1FIRE/ELEV VER    | 218.25             |         |
| 58722        | 04/03/17   | 3,345.79 001230  |              | CAPITOL CLUTCH & BRAKE, INC.   |             | 77369         | INVENTORY ORDER         | 3,273.79           |         |
|              |            |                  |              |                                |             | 77370         | INVENTORY ORDER         | 72.00              |         |
| 58723        | 04/03/17   | 249.19 002034    |              | CARLON'S FIRE EXTINGUISHER     |             | 77398         | JESSICA'S MKT WTC       | 249.19             |         |
| 58724        | 04/03/17   | 50.73 130        |              | CITY OF WATSONVILLE UTILITIES  |             | 77292         | 2/14-3/14 WATER WTC     | 50.73              |         |
| 58725        | 04/03/17   | 42,391.90 001124 |              | CLEAN ENERGY                   |             | 77405         | LNG 3/1/17              | 9,750.72           |         |
|              |            |                  |              |                                |             | 77406         | LNG 2/27/17             | 10,930.84          |         |
|              |            |                  |              |                                |             | 77407         | LNG 2/23/17             | 10,685.75          |         |
|              |            |                  |              |                                |             | 77408         | LNG 2/21/17             | 11,024.59          |         |
| 58726        | 04/03/17   | 245.87 E957      |              | CLIFFORD, ALEX                 |             | 77288         | MEETING REIMBURSEMENT   | 245.87             |         |
| 58727        | 04/03/17   | 1,321.23 075     |              | COAST PAPER & SUPPLY INC.      |             | 77328         | CUSTODIAL SUPPLIES      | 336.35             |         |
|              |            |                  |              |                                |             | 77329         | CUSTODIAL SUPPLIES      | 264.74             |         |
| 58728        | 04/03/17   | 2,890.00 003034  |              | COASTAL LANDSCAPING INC. DBA   |             | 77415         | INVENTORY ORDER         | 720.14             |         |
| 58729        | 04/03/17   | 729.18 002063    |              | COSTCO                         |             | 77316         | MAR 17 LANDSCAPING      | 2,890.00           |         |
|              |            |                  |              |                                |             | 77324         | FIRST FRIDAY SUPPLIE    | 140.14             |         |
|              |            |                  |              |                                |             | 77324         | TRANSIT APPRECIATION    | 589.04             |         |
| 58730        | 04/03/17   | 27.58 002389     |              | DAVID A RAY                    | 7           | 77345         | OFFICE SUPPLIES         | 27.58              |         |
| 58731        | 04/03/17   | 116.63 002949    |              | DEANE INDUSTRIAL MACHINING     |             | 77382         | RPR VEH #2238           | 116.63             |         |
| 58732        | 04/03/17   | 3,119.38 480     |              | DIESEL MARINE ELECTRIC, INC.   |             | 77358         | INVENTORY ORDER         | 3,119.38           |         |
| 58733        | 04/03/17   | 2,032.87 003131  |              | DYNAMIC SYSTEMS INC            |             | 77315         | 2/28-2/27/18 SUPPORT    | 2,032.87           |         |
| 58734        | 04/03/17   | 4,422.53 003274  |              | EAST BAY TIRE CO.              |             | 77320         | TIRES                   | 545.44             |         |
|              |            |                  |              |                                |             | 77321         | TIRES                   | 984.43             |         |
|              |            |                  |              |                                |             | 77322         | TIRES                   | 1,492.76           |         |
|              |            |                  |              |                                |             | 77323         | TIRES                   | 984.43             |         |
|              |            |                  |              |                                |             | 77361         | TIRES                   | 415.47             |         |
| 58735        | 04/03/17   | 350.00 002953    |              | EPICOR SOFTWARE CORP           |             | 77371         | HCM UPGRADE             | 175.00             |         |

# Attachment A

DATE 05/02/17 12:30

PAGE 2

SANTA CRUZ METROPOLITAN TRANSIT DISTRICT  
CHECK JOURNAL DETAIL BY CHECK NUMBER  
ALL CHECKS FOR ACCOUNTS PAYABLE

DATE: 04/01/17 THRU 04/30/17

| CHECK NUMBER | CHECK DATE | CHECK VENDOR    | CHECK AMOUNT                   | VENDOR NAME | VENDOR TYPE | TRANS. NUMBER        | TRANSACTION DESCRIPTION | TRANSACTION AMOUNT | COMMENT |
|--------------|------------|-----------------|--------------------------------|-------------|-------------|----------------------|-------------------------|--------------------|---------|
| 58736        | 04/03/17   | 802.50 432      | EXPRESS SERVICES INC.          | 77372       |             | HCM UPGRADE          | 175.00                  |                    |         |
| 58737        | 04/03/17   | 340.87 001172   | FERGUSON ENTERPRISES INC. #795 | 77340       |             | TEMP W/E 11/6/16     | 802.50                  |                    |         |
| 58738        | 04/03/17   | 2,470.05 002952 | FLYERS ENERGY LLC              | 77394       |             | BATHROOM REMODEL     | 156.41                  |                    |         |
| 58739        | 04/03/17   | 119.82 003279   | FRONTIER COMMUNICATIONS CORP   | 77395       |             | RPR'S AT FUEL BLDG   | 184.46                  |                    |         |
| 58740        | 04/03/17   | 2,100.00 002515 | FURTH, DR. PETER G.            | 77373       |             | 3/1-3/15 FUEL        | 2,470.05                |                    |         |
| 58741        | 04/03/17   | 130.84 282      | GRAINGER                       | 77291       |             | 3/16-4/15 SKY-RIVER  | 62.42                   |                    |         |
|              |            |                 |                                | 77304       |             | 3/13-4/12 SKY-OCEAN  | 57.40                   |                    |         |
|              |            |                 |                                | 77339       | 7           | ANALYZE PASS-MILES   | 2,100.00                |                    |         |
|              |            |                 |                                | 77333       |             | CREDIT               | -55.01                  |                    |         |
|              |            |                 |                                | 77334       |             | CREDIT               | -133.84                 |                    |         |
|              |            |                 |                                | 77381       |             | THERMAL PAPER        | 41.31                   |                    |         |
|              |            |                 |                                | 77428       |             | INVENTORY ORDER      | 278.38                  |                    |         |
| 58742        | 04/03/17   | 789.03 166      | HOSE SHOP, THE INC             | 77327       |             | NON INVENTORY ORDER  | 64.45                   |                    |         |
| 58743        | 04/03/17   | 1,235.12 003327 | IO, RODNEY H                   | 77343       |             | HOSE CLAMPS          | 24.41                   |                    |         |
| 58744        | 04/03/17   | 261.16 117      | KELLEY'S SERVICE INC.          | 77383       |             | HOSE CLAMPS          | 700.17                  |                    |         |
| 58745        | 04/03/17   | 329.46 001233   | KIMBALL MIDWEST                | 77411       |             | RPR VEH #1112 PC     | 1,235.12                |                    |         |
| 58746        | 04/03/17   | 927.00 003271   | KJRB INC                       | 77344       |             | INVENTORY ORDER      | 65.99                   |                    |         |
|              |            |                 |                                | 77366       |             | INVENTORY ORDER      | 195.17                  |                    |         |
|              |            |                 |                                | 77385       |             | INVENTORY ORDER      | 329.46                  |                    |         |
|              |            |                 |                                | 77355       |             | TOWING VEH #1401     | 216.00                  |                    |         |
|              |            |                 |                                | 77356       |             | RPR VEH #2402 PC     | 396.00                  |                    |         |
|              |            |                 |                                | 77357       |             | TOWING VEH #2403 PC  | 315.00                  |                    |         |
| 58747        | 04/03/17   | 690.75 001145   | MANAGED HEALTH NETWORK         | 77287       |             | APR 17 EAP           | 690.75                  |                    |         |
| 58748        | 04/03/17   | 269.89 003326   | NIDAL HALABI & NADA ALGHARIB   | 77348       |             | TITLE NAMEPLATE      | 21.70                   |                    |         |
|              |            |                 |                                | 77375       |             | BOD NAME PLATES      | 195.30                  |                    |         |
|              |            |                 |                                | 77378       |             | BUS BADGE            | 52.89                   |                    |         |
| 58749        | 04/03/17   | 6,752.49 004    | NORTH BAY FORD LINC-MERCURY    | 77342       |             | INVENTORY ORDER      | 32.07                   |                    |         |
|              |            |                 |                                | 77386       |             | RPR VEH #2403 PC     | 133.10                  |                    |         |
|              |            |                 |                                | 77393       |             | RPR VEH #1401        | 6,446.30                |                    |         |
|              |            |                 |                                | 77412       |             | RPR VEH #2603 PC     | 92.66                   |                    |         |
| 58750        | 04/03/17   | 3,752.08 003115 | OFFICE TEAM                    | 77413       |             | RPR VEH #602         | 48.36                   |                    |         |
|              |            |                 |                                | 77306       |             | TEMP W/E 3/10/17     | 1,079.04                |                    |         |
|              |            |                 |                                | 77307       |             | TEMP W/E 3/3/17      | 1,079.04                |                    |         |
|              |            |                 |                                | 77362       |             | TEMP W/E 3/17/17     | 1,594.00                |                    |         |
| 58751        | 04/03/17   | 1,717.83 043    | PALACE ART & OFFICE SUPPLY     | 77317       |             | OFFICE SUPPLIES      | 731.25                  |                    |         |
|              |            |                 |                                | 77318       |             | OFFICE SUPPLIES      | 13.13                   |                    |         |
|              |            |                 |                                | 77319       |             | OFFICE SUPPLIES      | 549.01                  |                    |         |
|              |            |                 |                                | 77325       |             | OFFICE SUPPLIES      | 259.49                  |                    |         |
|              |            |                 |                                | 77347       |             | OFFICE SUPPLIES      | 14.21                   |                    |         |
|              |            |                 |                                | 77376       |             | OFFICE SUPPLIES      | 21.56                   |                    |         |
|              |            |                 |                                | 77380       |             | OFFICE SUPPLIES      | 129.18                  |                    |         |
| 58752        | 04/03/17   | 60.13 E995      | PEREZ, CHRISTOPHER             | 77314       |             | TRAVEL REIMBURSEMENT | 60.13                   |                    |         |
| 58753        | 04/03/17   | 200.00 187      | POLAR RADIATOR SERVICE INC     | 77367       |             | RPR SURGE TANK       | 200.00                  |                    |         |
| 58754        | 04/03/17   | 1,280.00 002927 | PRAXAIR DISTRIBUTION, INC.     | 77363       |             | WELDING TANK LEASE   | 1,280.00                |                    |         |
| 58755        | 04/03/17   | 525.08 107A     | PROBUILD COMPANY LLC           | 77331       |             | RPR CABLE CEO CONF   | 21.69                   |                    |         |
|              |            |                 |                                | 77332       |             | BUS STOP BENCH       | 175.94                  |                    |         |

# Attachment A

DATE 05/02/17 12:30

PAGE 3

SANTA CRUZ METROPOLITAN TRANSIT DISTRICT  
CHECK JOURNAL DETAIL BY CHECK NUMBER  
ALL CHECKS FOR ACCOUNTS PAYABLE

DATE: 04/01/17 THRU 04/30/17

| CHECK NUMBER | CHECK DATE | CHECK VENDOR    | CHECK AMOUNT | VENDOR NAME                    | VENDOR TYPE | TRANS. NUMBER | TRANSACTION DESCRIPTION | TRANSACTION AMOUNT | COMMENT |
|--------------|------------|-----------------|--------------|--------------------------------|-------------|---------------|-------------------------|--------------------|---------|
| 58756        | 04/03/17   | 387.35 E969     |              | PYE, GINA                      |             | 77352         | RPR SINK HOLE           | 58.58              |         |
| 58757        | 04/03/17   | 46.37 003266    |              | REFLECTIVE APPAREL FACTORY INC |             | 77353         | RPR SINK HOLE           | 5.46               |         |
| 58758        | 04/03/17   | 260.73 045      |              | ROYAL WHOLESALE ELECTRIC       |             | 77354         | RPR LEAK C/S            | 35.46              |         |
| 58759        | 04/03/17   | 153.21 135      |              | SANTA CRUZ AUTO PARTS, INC.    |             | 77401         | HONEYCOMB GRATES WTC    | 112.18             |         |
| 58760        | 04/03/17   | 8,467.35 079    |              | SANTA CRUZ MUNICIPAL UTILITIES |             | 77402         | INVENTORY ORDER         | 115.77             |         |
| 58761        | 04/03/17   | 5,497.58 973    |              | SANTA CRUZ NISSAN DODGE VOLKS  | 0           | 77403         | BOXES BRAKE TRANSPOR    | 68.70              |         |
| 58762        | 04/03/17   | 99.66 149       |              | SANTA CRUZ SENTINEL            |             | 77404         | CREDIT                  | -68.70             |         |
| 58763        | 04/03/17   | 197.44 122      |              | SCMTD PETTY CASH - OPS         |             | 77309         | MEETING SUPPLIES        | 387.35             |         |
| 58764        | 04/03/17   | 2,502.61 003285 |              | TRANSIT HOLDINGS INC           |             | 77303         | RAIN GEAR               | 46.37              |         |
| 58765        | 04/03/17   | 18.12 003152    |              | UNIFIRST CORPORATION           |             | 77396         | RPR FAN WTC             | 54.81              |         |
| 58766        | 04/03/17   | 77.31 007       |              | UNITED PARCEL SERVICE          |             | 77397         | RPR FAN WTC             | 205.92             |         |
| 58767        | 04/03/17   | 416.00 003200   |              | UPS STORE #1128                |             | 77392         | INVENTORY ORDER         | 40.26              |         |
| 58768        | 04/03/17   | 2,340.87 002829 |              | VALLEY POWER SYSTEMS, INC.     |             | 77410         | RPR VEH #1116 PC        | 43.26              |         |
| 58769        | 04/03/17   | 660.33 434      |              | VERIZON WIRELESS               | 0           | 77414         | RPR VEH #1213           | 32.69              |         |
| 58770        | 04/03/17   | 426.48 001165   |              | VU, THANH DR. MD               | 7           | 77417         | INVENTORY ORDER         | 37.00              |         |
|              |            |                 |              |                                |             | 77418         | 2/7-3/8 1200A RIVER     | 76.49              |         |
|              |            |                 |              |                                |             | 77419         | 2/7-3/8 1200 RIVER      | 9.79               |         |
|              |            |                 |              |                                |             | 77420         | 2/7-3/8 PAC-CTR         | 952.95             |         |
|              |            |                 |              |                                |             | 77421         | 2/7-3/8 GOLF CLUB       | 9.70               |         |
|              |            |                 |              |                                |             | 77422         | 2/7-3/8 PACIFIC         | 50.85              |         |
|              |            |                 |              |                                |             | 77423         | 2/7-3/8 PACIFIC         | 2,736.17           |         |
|              |            |                 |              |                                |             | 77424         | 2/7-3/8 1200B RIVER     | 2,888.25           |         |
|              |            |                 |              |                                |             | 77425         | 2/7-3/8 GOLF CLUB       | 1,232.63           |         |
|              |            |                 |              |                                |             | 77337         | 2/7-3/8 VERNON          | 470.78             |         |
|              |            |                 |              |                                |             | 77338         | 2/7-3/8 VERNON IRR      | 39.74              |         |
|              |            |                 |              |                                |             | 77341         | RPR VEH #1123 PC        | 5,497.58           |         |
|              |            |                 |              |                                |             | 77374         | 17-09 CLASSIFIED AD     | 99.66              |         |
|              |            |                 |              |                                |             | 77377         | REPLENISHMENT           | 197.44             |         |
|              |            |                 |              |                                |             | 77359         | RPR VEH #1005           | 38.69              |         |
|              |            |                 |              |                                |             | 77388         | INVENTORY ORDER         | 2,372.18           |         |
|              |            |                 |              |                                |             | 77389         | INVENTORY ORDER         | 53.70              |         |
|              |            |                 |              |                                |             | 77391         | INVENTORY ORDER         | 38.04              |         |
|              |            |                 |              |                                |             | 77351         | MATS TOWELS             | 9.06               |         |
|              |            |                 |              |                                |             | 77359         | MATS TOWELS             | 9.06               |         |
|              |            |                 |              |                                |             | 77308         | FREIGHT                 | 77.31              |         |
|              |            |                 |              |                                |             | 77388         | FEB17 FINGERPRINTING    | 416.00             |         |
|              |            |                 |              |                                |             | 77389         | INVENTORY ORDER         | 2,328.49           |         |
|              |            |                 |              |                                |             | 77391         | INVENTORY ORDER         | 2.22               |         |
|              |            |                 |              |                                |             | 77350         | ENGINE REBUILD          | 10.16              |         |
|              |            |                 |              |                                |             | 77351         | 2/13-3/12 WIFI BUSES    | 950.25             |         |
|              |            |                 |              |                                |             | 77302         | CREDIT                  | -289.92            |         |
|              |            |                 |              |                                |             | 77310         | DMV EXAM                | 75.00              |         |
|              |            |                 |              |                                |             | 77311         | NEW HIRE DMV EXAM       | 92.16              |         |
|              |            |                 |              |                                |             | 77312         | NEW HIRE DMV EXAM       | 92.16              |         |
|              |            |                 |              |                                |             | 77349         | DMV EXAM                | 75.00              |         |

# Attachment A

DATE 05/02/17 12:30

SANTA CRUZ METROPOLITAN TRANSIT DISTRICT  
CHECK JOURNAL DETAIL BY CHECK NUMBER  
ALL CHECKS FOR ACCOUNTS PAYABLE

PAGE 4

DATE: 04/01/17 THRU 04/30/17

| CHECK NUMBER | CHECK DATE | CHECK VENDOR     | CHECK AMOUNT                   | VENDOR NAME | VENDOR TYPE | TRANS. NUMBER | TRANSACTION DESCRIPTION | TRANSACTION AMOUNT | COMMENT |
|--------------|------------|------------------|--------------------------------|-------------|-------------|---------------|-------------------------|--------------------|---------|
| 58771        | 04/03/17   | 237.50 915       | WORKIN.COM, INC.               | 77305       |             |               | JOB PLACEMENT ADVERT    | 237.50             |         |
| 58772        | 04/03/17   | 144.32 E329      | ZARAGOZA, DANIEL               | 77300       |             |               | DRIVER APPRECIATION     | 144.32             |         |
| 58773        | 04/03/17   | 347.97 148       | ZEP SALES & SERVICE INC.       | 77384       |             |               | INVENTORY ORDER         | 347.97             |         |
| 58774        | 04/03/17   | 3,842.17 002829  | VALLEY POWER SYSTEMS, INC.     | 77429       |             |               | ENGINE REBUILD          | 3,842.17           |         |
| 58775        | 04/03/17   | 23,290.99 588    | CALTIP                         | 77431       |             |               | JAN 17 CODE 5100        | 22,941.83          |         |
|              |            |                  |                                | 77432       |             |               | DEC 16 CODE 5100        | 349.16             |         |
| 58776        | 04/03/17   | 459.92 788       | SCMTD PETTY CASH - FINANCE     | 77430       |             |               | REPLENISHMENT           | 459.92             |         |
| 58777        | 04/03/17   | 4,535.40 003168  | BIOMAAS INC                    | 77433       |             |               | OUTFALL 1200A RIVER     | 4,535.40           |         |
| 58778        | 04/03/17   | 512.51 003085    | SCMTD WFB CD                   | 77434       |             |               | 2017 INFLATION          | 512.51             |         |
| 58779        | 04/06/17   | 58,490.00 003085 | SCMTD WFB CD                   | 77469       |             |               | 2017 ADJUSTMENT         | 58,490.00          |         |
| 58780        | 04/10/17   | 821.06 003151    | ABC BUS INC                    | 77473       |             |               | INVENTORY ORDER         | 793.71             |         |
|              |            |                  |                                | 77474       |             |               | INVENTORY ORDER         | 27.35              |         |
| 58781        | 04/10/17   | 32.22 002861     | AMERICAN MESSAGING SVCS, LLC   | 77446       |             |               | APR 17 PAGER RENT       | 32.22              |         |
| 58782        | 04/10/17   | 3,947.48 001D    | AT&T                           | 77451       |             |               | 2/19-3/18 CALNET3       | 3,503.28           |         |
|              |            |                  |                                | 77457       |             |               | 2/19-3/18 CEMENT        | 164.24             |         |
|              |            |                  |                                | 77458       |             |               | 2/19-3/18 SKYLINE       | 279.96             |         |
| 58783        | 04/10/17   | 2,018.10 059     | BATTERIES USA, INC.            | 77488       |             |               | BATTERIES               | 2,018.10           |         |
| 58784        | 04/10/17   | 2,657.00 002035  | BOWMAN & WILLIAMS INC          | 77445       |             |               | GENERATOR MASTER PLA    | 2,657.00           |         |
| 58785        | 04/10/17   | 322.25 914       | CALTRONICS BUSINESS SYSTEMS    | 77455       |             |               | OFFICE SUPPLIES         | 322.25             |         |
| 58786        | 04/10/17   | 32.55 001159     | CATTO'S GRAPHICS, INC.         | 77512       |             |               | BUS ROUTE STICKERS      | 32.55              |         |
| 58787        | 04/10/17   | 8.43 002929      | CHEVROLET OF WATSONVILLE LLC   | 77475       |             |               | RPR VEH #2800 PC        | 8.43               |         |
| 58788        | 04/10/17   | 1,129.01 130     | CITY OF WATSONVILLE UTILITIES  | 77448       |             |               | 2/21-3/21 WATER WTC     | 41.48              |         |
|              |            |                  |                                | 77449       |             |               | 3/23 WASTE WTC          | 802.72             |         |
| 58789        | 04/10/17   | 7,823.76 001124  | CLEAN ENERGY                   | 77463       |             |               | 2/21-3/21 WATER WTC     | 284.81             |         |
| 58790        | 04/10/17   | 230.11 003102    | CLEVER DEVICES LTD             | 77487       |             |               | LNG 3/3/17              | 7,823.76           |         |
| 58791        | 04/10/17   | 4,547.71 003116  | CUMMINS PACIFIC LLP            | 77480       |             |               | INVENTORY ORDER         | 230.11             |         |
|              |            |                  |                                | 77481       |             |               | RPR VEH #1003           | 3,961.54           |         |
|              |            |                  |                                | 77482       |             |               | INVENTORY ORDER         | 67.14              |         |
|              |            |                  |                                | 77494       |             |               | RPR VEH #1001           | 4.34               |         |
|              |            |                  |                                | 77522       |             |               | RPR VEH #1001           | 514.69             |         |
| 58792        | 04/10/17   | 2,126.25 002946  | DAY WIRELESS SYSTEMS           | 77522       |             |               | FEB 17 MAINTENANCE      | 2,126.25           |         |
| 58793        | 04/10/17   | 1,161.96 002949  | DEANE INDUSTRIAL MACHINING     | 77438       |             |               | CYLINDER HEAD           | 1,161.96           |         |
| 58794        | 04/10/17   | 984.43 003274    | EAST BAY TIRE CO.              | 77441       |             |               | TIRES                   | 984.43             |         |
| 58795        | 04/10/17   | 52.49 001172     | FERGUSON ENTERPRISES INC. #795 | 77489       |             |               | BATHROOM FAUCET         | 52.49              |         |
| 58796        | 04/10/17   | 1,455.69 002962  | FIS                            | 77435       |             |               | FEB 17 MERCHANT FEES    | 1,455.69           |         |
| 58797        | 04/10/17   | 8,154.58 002952  | FLYERS ENERGY LLC              | 77464       |             |               | 3/1-3/15 FUEL PC        | 8,154.58           |         |
| 58798        | 04/10/17   | 273.04 001302    | GARDA CL WEST, INC.            | 77520       |             |               | APR 17 SERVICES         | 273.04             |         |
| 58799        | 04/10/17   | 417.81 647       | GENFARE A DIV OF SPX CORP      | 77476       |             |               | INVENTORY ORDER         | 325.56             | VOIDED  |
|              |            |                  |                                | 77479       |             |               | UPHOLSTERY ITEMS        | 92.25              |         |
| 58799        | 04/10/17   | -417.81 647      | GENFARE A DIV OF SPX CORP      | 77476       |             |               | INVENTORY ORDER         | -325.56            | **VOID  |
| 58800        | 04/10/17   | 70.22 117        | GILLIG LLC                     | 77479       |             |               | UPHOLSTERY ITEMS        | -92.25             |         |
| 58801        | 04/10/17   | 715.24 282       | GRAINGER                       | 77492       |             |               | INVENTORY ORDER         | 70.22              |         |
|              |            |                  |                                | 77447       |             |               | CREDIT                  | -5.86              |         |
|              |            |                  |                                | 77456       |             |               | OFFICE SUPPLIES         | 30.43              |         |
|              |            |                  |                                | 77507       |             |               | INVENTORY ORDER         | 46.61              |         |
|              |            |                  |                                | 77508       |             |               | INVENTORY ORDER         | 33.59              |         |

# Attachment A

DATE 05/02/17 12:30

PAGE 5

SANTA CRUZ METROPOLITAN TRANSIT DISTRICT  
CHECK JOURNAL DETAIL BY CHECK NUMBER  
ALL CHECKS FOR ACCOUNTS PAYABLE

DATE: 04/01/17 THRU 04/30/17

| CHECK NUMBER | CHECK DATE | CHECK VENDOR     | CHECK AMOUNT | VENDOR NAME                    | VENDOR TYPE | TRANS. NUMBER | TRANSACTION DESCRIPTION | TRANSACTION AMOUNT | COMMENT |
|--------------|------------|------------------|--------------|--------------------------------|-------------|---------------|-------------------------|--------------------|---------|
| 58802        | 04/10/17   | 44.89 E021       |              | HILTNER, THOMAS                |             | 77509         | INVENTORY ORDER         | 498.93             |         |
| 58803        | 04/10/17   | 302.22 166       |              | HOSE SHOP, THE INC             |             | 77510         | RESTROOM SIGNS          | 111.54             |         |
| 58804        | 04/10/17   | 547.53 003327    |              | IO, RODNEY H                   |             | 77436         | OFFICE SUPPLIES         | 44.89              |         |
| 58805        | 04/10/17   | 116.79 1117      |              | KELLEY'S SERVICE INC.          |             | 77478         | INVENTORY ORDER         | 302.22             |         |
|              |            |                  |              |                                |             | 77493         | RPR VEH #1118 PC        | 547.53             |         |
|              |            |                  |              |                                |             | 77499         | RPR VEH #1122 PC        | 39.06              |         |
|              |            |                  |              |                                |             | 77500         | RPR VEH #1113 PC        | 32.85              |         |
|              |            |                  |              |                                |             | 77501         | INVENTORY ORDER         | 66.21              |         |
|              |            |                  |              |                                |             | 77502         | RPR VEH #1113 PC        | 12.28              |         |
|              |            |                  |              |                                |             | 77503         | INVENTORY ORDER         | 66.21              |         |
|              |            |                  |              |                                |             | 77504         | CREDIT                  | -99.82             |         |
| 58806        | 04/10/17   | 30.67 167        |              | KEYSTON BROTHERS               |             | 77437         | INVENTORY ORDER         | 30.67              |         |
| 58807        | 04/10/17   | 269.01 764       |              | MERCURY METALS DBA             |             | 77452         | ADA RAMP VERNON         | 269.01             |         |
| 58808        | 04/10/17   | 2,049.29 004     |              | NORTH BAY FORD LINC-MERCURY    |             | 77454         | RPR VEH #602            | 33.16              |         |
|              |            |                  |              |                                |             | 77506         | RPR VEH #1116 PC        | 2,016.13           |         |
|              |            |                  |              |                                |             | 77453         | 2/23-3/23 1200B RIVE    | 2,081.86           |         |
|              |            |                  |              |                                |             | 77515         | 2/24-3/24 VERNON        | 4,449.08           |         |
|              |            |                  |              |                                |             | 77516         | 2/24-3/24 GOLF CLUB     | 5,910.77           |         |
|              |            |                  |              |                                |             | 77517         | 2/24-3/24 1200B RIVE    | 210.48             |         |
|              |            |                  |              |                                |             | 77442         | OFFICE SUPPLIES         | 21.03              |         |
| 58810        | 04/10/17   | 1,063.20 043     |              | PALACE ART & OFFICE SUPPLY     |             | 77443         | OFFICE SUPPLIES         | 326.29             |         |
|              |            |                  |              |                                |             | 77459         | OFFICE SUPPLIES         | 715.88             |         |
| 58811        | 04/10/17   | 58.00 481        |              | PIED PIPER EXTERMINATORS, INC. |             | 77511         | MAR 16 PEST BETTYS      | 58.00              |         |
| 58812        | 04/10/17   | 4.67 107A        |              | PROBUILD COMPANY LLC           |             | 77462         | REFRIGERATOR LIGHT      | 4.67               |         |
| 58813        | 04/10/17   | 976.10 003024    |              | RICOH USA, INC CA              |             | 77477         | 3/24-3/23/18 LEASE      | 976.10             |         |
| 58814        | 04/10/17   | 65.38 536        |              | RIVERSIDE LIGHTING & ELECTRIC  |             | 77518         | ADA RAMP VERNON         | 53.71              |         |
|              |            |                  |              |                                |             | 77519         | SECURE WIRING C/S       | 11.67              |         |
| 58815        | 04/10/17   | 153.04 135       |              | SANTA CRUZ AUTO PARTS, INC.    |             | 77495         | INVENTORY ORDER         | 128.31             |         |
|              |            |                  |              |                                |             | 77496         | CREDIT                  | -11.50             |         |
|              |            |                  |              |                                |             | 77497         | INVENTORY ORDER         | 21.41              |         |
|              |            |                  |              |                                |             | 77498         | RPR VEH #2800 PC        | 14.82              |         |
| 58816        | 04/10/17   | 267.68 002459    |              | SCOTT'S VALLEY WATER DISTRICT  |             | 77514         | MAR 17 WATER SVT        | 267.68             |         |
| 58817        | 04/10/17   | 37.50 002245     |              | STAPLES CONTRACT & COMM INC    |             | 77460         | OFFICE SUPPLIES         | 37.50              |         |
| 58818        | 04/10/17   | 536.82 003285    |              | TRANSIT HOLDINGS INC           |             | 77465         | RPR VEH #2304           | 379.39             |         |
|              |            |                  |              |                                |             | 77466         | INVENTORY ORDER         | 100.03             |         |
|              |            |                  |              |                                |             | 77467         | INVENTORY ORDER         | 50.02              |         |
|              |            |                  |              |                                |             | 77468         | INVENTORY ORDER         | 7.38               |         |
| 58819        | 04/10/17   | 418.00 003110    |              | TRANSPARENT GLASS COATING OF   |             | 77461         | WINDOW SHADES           | 418.00             |         |
| 58820        | 04/10/17   | 163.13 007       |              | UNITED PARCEL SERVICE          |             | 77440         | FREIGHT                 | 163.13             |         |
| 58821        | 04/10/17   | 15,303.81 002829 |              | VALLEY POWER SYSTEMS, INC.     |             | 77439         | RPR VEH #2238           | 3,844.86           |         |
|              |            |                  |              |                                |             | 77483         | INVENTORY ORDER         | 3,741.73           |         |
|              |            |                  |              |                                |             | 77484         | INVENTORY ORDER         | 19.74              |         |
|              |            |                  |              |                                |             | 77485         | INVENTORY ORDER         | 3,934.17           |         |
|              |            |                  |              |                                |             | 77486         | INVENTORY ORDER         | 3,763.31           |         |
| 58822        | 04/10/17   | 428.58 003294    |              | VARIDEK LLC                    |             | 77491         | OFFICE SUPPLIES         | 428.58             |         |
| 58823        | 04/10/17   | 10,245.12 001043 |              | VISION SERVICE PLAN            |             | 77521         | APR 17 VISION           | 10,245.12          |         |

# Attachment A

DATE 05/02/17 12:30

SANTA CRUZ METROPOLITAN TRANSIT DISTRICT  
CHECK JOURNAL DETAIL BY CHECK NUMBER  
ALL CHECKS FOR ACCOUNTS PAYABLE

PAGE 6

DATE: 04/01/17 THRU 04/30/17

| CHECK NUMBER | CHECK DATE | CHECK VENDOR | CHECK AMOUNT | VENDOR NAME                   | VENDOR TYPE | TRANS. NUMBER | TRANSACTION DESCRIPTION | TRANSACTION AMOUNT | COMMENT |
|--------------|------------|--------------|--------------|-------------------------------|-------------|---------------|-------------------------|--------------------|---------|
| 58824        | 04/10/17   | 001165       | 225.00       | VU, THANH DR. MD              | 7           | 77470         | DMV EXAM                | 75.00              |         |
|              |            |              |              |                               |             | 77471         | DMV EXAM                | 75.00              |         |
|              |            |              |              |                               |             | 77472         | DMV EXAM                | 75.00              |         |
| 58825        | 04/10/17   | E526         | 154.35       | WARNOCK, APRIL                |             | 77513         | DRIVER APP/ PARKING     | 154.35             |         |
| 58826        | 04/10/17   | 002291       | 195.82       | WINCHESTER AUTO               |             | 77505         | INVENTORY ORDER         | 195.82             |         |
| 58827        | 04/10/17   | 003290       | 48.00        | WORKFORCEQA LLC               |             | 77444         | DOT DRUG TESTS          | 48.00              |         |
| 58828        | 04/10/17   | 147          | 113.38       | ZEE MEDICAL SERVICE CO.       |             | 77490         | GLOVES GOLF CLUB        | 113.38             |         |
| 58829        | 04/17/17   | 003151       | 333.03       | ABC BUS INC                   |             | 77635         | INVENTORY ORDER         | 3.74               |         |
|              |            |              |              |                               |             | 77678         | INVENTORY ORDER         | 329.29             |         |
| 58830        | 04/17/17   | 382          | 330.00       | AIRTEC SERVICE INC.           |             | 77531         | RPR HVAC 1200 RIVER     | 330.00             |         |
| 58831        | 04/17/17   | 003019       | 122.49       | AMERICAN REPROGRAPHICS CO LLC |             | 77654         | DRAWINGS                | 122.49             |         |
| 58832        | 04/17/17   | 003105       | 968.93       | AT&T MOBILITY                 |             | 77524         | 2/24-3/23 WIFI BUSES    | 968.93             |         |
| 58833        | 04/17/17   | 003199       | 710.11       | B & H FOTO & ELECTRONICS CORP |             | 77570         | OFFICE SUPPLIES         | 695.49             |         |
|              |            |              |              |                               |             | 77571         | OFFICE SUPPLIES         | 14.62              |         |
| 58834        | 04/17/17   | 002035       | 424.00       | BOWMAN & WILLIAMS INC         |             | 77596         | GENERATOR MASTER PLA    | 424.00             |         |
| 58835        | 04/17/17   | 001356       | 3,428.98     | BRENCO OPERATING-TEXAS, LP    |             | 77542         | INVENTORY ORDER         | 3,428.98           |         |
| 58836        | 04/17/17   | 001844       | 6,304.12     | BRINKS INCORPORATED           |             | 77554         | MAR 17 1200B SERVICE    | 4,296.38           |         |
|              |            |              |              |                               |             | 77555         | MAR 17 1200B SERVICE    | 2,007.74           |         |
| 58837        | 04/17/17   | 588          | 17,791.55    | CALTIP                        |             | 77644         | MAR 17 CODE 5100        | 17,791.55          |         |
| 58838        | 04/17/17   | 001324       | 5,250.00     | CAPITALEDGE ADVOCACY, INC.    |             | 77527         | APR 17 LEGISLATE SVC    | 5,250.00           |         |
| 58839        | 04/17/17   | 001159       | 32.55        | CATTO'S GRAPHICS, INC.        |             | 77616         | BUS DECALS              | 32.55              |         |
| 58840        | 04/17/17   | 002627       | 166.12       | CDW GOVERNMENT, INC.          |             | 77572         | OFFICE SUPPLIES         | 25.18              |         |
|              |            |              |              |                               |             | 77573         | OFFICE SUPPLIES         | 140.94             |         |
| 58841        | 04/17/17   | 003320       | 23,634.37    | CENTER FOR TRANSPORTATION AND |             | 77661         | ELEC BUS CONSU 11/10    | 23,634.37          |         |
| 58842        | 04/17/17   | 667          | 81.84        | CITY OF SCOTT'S VALLEY        |             | 77650         | 1/15-3/15 SEWER SVTC    | 81.84              |         |
| 58843        | 04/17/17   | 909          | 19,345.98    | CLASSIC GRAPHICS              |             | 77617         | VEH #2224 MIDLIFE       | 6,350.42           |         |
|              |            |              |              |                               |             | 77618         | VEH #2601 MIDLIFE       | 6,465.28           |         |
|              |            |              |              |                               |             | 77623         | VEH #2213 REPAINT       | 9,106.64           |         |
| 58844        | 04/17/17   | 001124       | 81,978.60    | CLEAN ENERGY                  |             | 77533         | LNG 3/9/17              | 10,348.42          |         |
|              |            |              |              |                               |             | 77534         | LNG 3/15/17             | 8,034.59           |         |
|              |            |              |              |                               |             | 77620         | LNG 3/17/17             | 10,383.20          |         |
|              |            |              |              |                               |             | 77621         | LNG 3/21/17             | 8,919.00           |         |
|              |            |              |              |                               |             | 77622         | LNG 3/23/17             | -14,842.00         |         |
|              |            |              |              |                               |             | 77629         | CREDIT MAR17 MAINT      | 14,842.00          |         |
|              |            |              |              |                               |             | 77630         | FEB 17 MAINTENANCE      | 14,842.00          |         |
|              |            |              |              |                               |             | 77631         | MAR 17 MAINTENANCE      | 14,842.00          |         |
|              |            |              |              |                               |             | 77676         | LNG 3/7/17              | 10,096.48          |         |
|              |            |              |              |                               |             | 77677         | LNG 3/13/17             | 10,248.27          |         |
| 58845        | 04/17/17   | E957         | 832.75       | CLIFFORD, ALEX                |             | 77647         | TRAVEL REIMBURSEMENT    | 832.75             |         |
| 58846        | 04/17/17   | 075          | 672.70       | COAST PAPER & SUPPLY INC.     |             | 77614         | CUSTODIAL SUPPLIES      | 672.70             |         |
| 58847        | 04/17/17   | 003256       | 250.00       | COMCAST HOLDINGS CORPORATION  |             | 77675         | COA PSA SPOTS           | 250.00             |         |
| 58848        | 04/17/17   | 367          | 177.00       | COMMUNITY TELEVISION OF       |             | 77636         | 2/24 BOD MEETING        | 177.00             |         |
| 58849        | 04/17/17   | 002063       | 62.92        | COSTCO                        |             | 77637         | BOD MEETING             | 62.92              |         |
| 58850        | 04/17/17   | 003116       | 7,012.54     | CUMMINS PACIFIC LLP           |             | 77548         | RPR VEH #1003           | 6.44               |         |
|              |            |              |              |                               |             | 77549         | RPR VEH #1004           | 6.44               |         |
|              |            |              |              |                               |             | 77564         | INVENTORY ORDER         | 2,449.27           |         |

# Attachment A

DATE 05/02/17 12:30

SANTA CRUZ METROPOLITAN TRANSIT DISTRICT  
CHECK JOURNAL DETAIL BY CHECK NUMBER  
ALL CHECKS FOR ACCOUNTS PAYABLE

PAGE 7

DATE: 04/01/17 THRU 04/30/17

| CHECK NUMBER | CHECK DATE | CHECK VENDOR      | CHECK AMOUNT | VENDOR NAME                  | VENDOR TYPE | TRANS. NUMBER | TRANSACTION DESCRIPTION | TRANSACTION AMOUNT | COMMENT |
|--------------|------------|-------------------|--------------|------------------------------|-------------|---------------|-------------------------|--------------------|---------|
| 58851        | 04/17/17   | 1,035.92 002949   |              | DEANE INDUSTRIAL MACHINING   |             | 77565         | RPR VEH #1004           | 514.69             |         |
| 58852        | 04/17/17   | 3,141.89 480      |              | DIESEL MARINE ELECTRIC, INC. |             | 77602         | RPR VEH #1004           | 162.66             |         |
| 58853        | 04/17/17   | 6,500.90 003274   |              | EAST BAY TIRE CO.            |             | 77679         | RPR VEH #1004           | 3,873.04           |         |
|              |            |                   |              |                              |             | 77535         | CYLINDER HEAD           | 1,035.92           |         |
|              |            |                   |              |                              |             | 77659         | INVENTORY ORDER         | 3,141.89           |         |
|              |            |                   |              |                              |             | 77556         | TIRES                   | 482.05             |         |
|              |            |                   |              |                              |             | 77557         | TIRES                   | 363.63             |         |
|              |            |                   |              |                              |             | 77558         | TIRES                   | 120.62             |         |
|              |            |                   |              |                              |             | 77559         | TIRES                   | 128.21             |         |
|              |            |                   |              |                              |             | 77560         | TIRES                   | 235.37             |         |
|              |            |                   |              |                              |             | 77561         | TIRES                   | 1,476.65           |         |
|              |            |                   |              |                              |             | 77562         | TIRES VEH #708          | 374.33             |         |
|              |            |                   |              |                              |             | 77624         | TIRES                   | 415.47             |         |
|              |            |                   |              |                              |             | 77625         | TIRES                   | 1,979.27           |         |
|              |            |                   |              |                              |             | 77626         | TIRES                   | 925.30             |         |
|              |            |                   |              |                              |             | 77530         | HCM UPGRADE             | 175.00             |         |
| 58854        | 04/17/17   | 175.00 002953     |              | EPICOR SOFTWARE CORP         |             | 77563         | 3/16-3/31 FUEL PC       | 8,309.25           |         |
| 58855        | 04/17/17   | 8,309.25 002952   |              | FLYERS ENERGY LLC            |             | 77541         | INVENTORY ORDER         | 325.56             |         |
| 58856        | 04/17/17   | 325.56 647        |              | GENFARE A DIV OF SPX CORP    |             | 77539         | INVENTORY ORDER         | 63.21              |         |
| 58857        | 04/17/17   | 1,304.30 117      |              | GILLIG LLC                   |             | 77540         | UPHOLSTERY ITEMS        | 92.25              |         |
|              |            |                   |              |                              |             | 77578         | UPHOLSTERY ITEMS        | 1,148.84           |         |
|              |            |                   |              |                              |             | 77593         | FLUORESCENT LAMPS       | 150.06             |         |
| 58858        | 04/17/17   | 420.76 282        |              | GRAINGER                     |             | 77603         | RESTROOM SIGNS Verno    | 95.50              |         |
|              |            |                   |              |                              |             | 77604         | RESTROOM SIGNS VERN     | 39.04              |         |
|              |            |                   |              |                              |             | 77605         | INVENTORY ORDER         | 243.35             |         |
|              |            |                   |              |                              |             | 77606         | RESTROOM SIGNS VERN     | 185.22             |         |
|              |            |                   |              |                              |             | 77607         | BATHROOM SIGNS Verno    | 27.88              |         |
|              |            |                   |              |                              |             | 77608         | FAN WTC                 | 64.97              |         |
|              |            |                   |              |                              |             | 77611         | CREDIT                  | -484.12            |         |
|              |            |                   |              |                              |             | 77619         | FLUORESCENT LAMP        | 75.03              |         |
|              |            |                   |              |                              |             | 77658         | RESTROOMS WTC           | 9.46               |         |
|              |            |                   |              |                              |             | 77664         | INVENTORY ORDER         | 14.37              |         |
| 58859        | 04/17/17   | 36.75 546         |              | GRANITEROCK COMPANY          |             | 77645         | JANITORS CLOSET         | 36.75              |         |
| 58860        | 04/17/17   | 116,499.45 003178 |              | HILL INTERNATIONAL INC       |             | 77662         | JAN 17 MB PROJ MGMT     | 54,592.26          |         |
|              |            |                   |              |                              |             | 77663         | FEB 17 MB PROJ MGMT     | 61,907.19          |         |
| 58861        | 04/17/17   | 150.33 166        |              | HOSE SHOP, THE INC           |             | 77638         | STEAM CLEANER HOSE      | 150.33             |         |
| 58862        | 04/17/17   | 353.59 003327     |              | IO, RODNEY H                 |             | 77680         | RPR VEH #601            | 353.59             |         |
| 58863        | 04/17/17   | 1,604.02 117      |              | KELLEY'S SERVICE INC.        |             | 77553         | INVENTORY ORDER         | 560.67             |         |
|              |            |                   |              |                              |             | 77584         | INVENTORY ORDER         | 69.40              |         |
|              |            |                   |              |                              |             | 77591         | RPR VEH #711            | 217.76             |         |
|              |            |                   |              |                              |             | 77592         | INVENTORY ORDER         | 94.17              |         |
|              |            |                   |              |                              |             | 77597         | RPR VEH #1404 1116PC    | 98.00              |         |
|              |            |                   |              |                              |             | 77598         | RPR VEH #103            | 157.91             |         |
|              |            |                   |              |                              |             | 77599         | CREDIT                  | 3.47               |         |
|              |            |                   |              |                              |             | 77600         | CREDIT                  | -16.28             |         |

# Attachment A

DATE 05/02/17 12:30

SANTA CRUZ METROPOLITAN TRANSIT DISTRICT  
CHECK JOURNAL DETAIL BY CHECK NUMBER  
ALL CHECKS FOR ACCOUNTS PAYABLE

PAGE 8

DATE: 04/01/17 THRU 04/30/17

| CHECK NUMBER | CHECK DATE | CHECK VENDOR     | CHECK AMOUNT | VENDOR NAME                      | VENDOR TYPE | TRANS. NUMBER | TRANSACTION DESCRIPTION | TRANSACTION AMOUNT | COMMENT |
|--------------|------------|------------------|--------------|----------------------------------|-------------|---------------|-------------------------|--------------------|---------|
| 58864        | 04/17/17   |                  |              |                                  |             | 77668         | INVENTORY ORDER         | 254.33             |         |
| 58865        | 04/17/17   |                  |              |                                  |             | 77669         | INVENTORY ORDER         | 19.96              |         |
| 58866        | 04/17/17   |                  |              |                                  |             | 77670         | CREDIT                  | -59.89             |         |
|              |            |                  |              |                                  |             | 77671         | RPR VEH #1401           | 20.70              |         |
|              |            |                  |              |                                  |             | 77672         | INVENTORY ORDER         | 40.00              |         |
|              |            |                  |              |                                  |             | 77673         | INVENTORY ORDER         | 40.00              |         |
|              |            |                  |              |                                  |             | 77674         | RPR VEH #2403 PC        | 120.10             |         |
| 58864        | 04/17/17   | 158.36 E635      |              | KINSLOW, DEBBIE                  |             | 77660         | TRAVEL REIMBURSEMENT    | 158.36             |         |
| 58865        | 04/17/17   | 3,000.00 003278  |              | KTA-TATOR INC                    |             | 77653         | STAIRWAY INVESTIGATI    | 3,000.00           |         |
| 58866        | 04/17/17   | 3,019.50 852     |              | LAW OFFICES OF MARIE F. SANG     | 7           | 77587         | CL# 2004103558          | 874.50             |         |
|              |            |                  |              |                                  |             | 77588         | CL#2001103388_103414    | 528.00             |         |
|              |            |                  |              |                                  |             | 77589         | CL#1136 2697 6778       | 1,617.00           |         |
|              |            |                  |              |                                  |             | 77526         | 3/28-4/27 LEASE ADM     | 156.85             |         |
| 58867        | 04/17/17   | 156.85 003059    |              | MAILFINANCE INC                  |             | 77526         | 3/28-4/27 LEASE ADM     | 156.85             |         |
| 58868        | 04/17/17   | 218.01 764       |              | MERCURY METALS DBA               |             | 77643         | BUS BENCH               | 218.01             |         |
| 58869        | 04/17/17   | 1,571.00 406     |              | MESITI-MILLER ENGINEERING, INC 0 |             | 77652         | MECHANIC PLATFORM       | 1,571.00           |         |
| 58870        | 04/17/17   | 200.00 003061    |              | NEOFUNDS BY NEOPOST DBA          |             | 77683         | ***-***-***-1598        | 200.00             |         |
| 58871        | 04/17/17   | 109.98 002721    |              | NEXTEL COMMUNICATIONS/SPRINT     |             | 77615         | 2/28-3/25TVM WIRELES    | 109.98             |         |
| 58872        | 04/17/17   | 3,131.32 003115  |              | OFFICE TEAM                      |             | 77574         | TEMP W/E 3/31/17        | 637.60             |         |
|              |            |                  |              |                                  |             | 77575         | TEMP W/E 3/24/17        | 1,414.68           |         |
| 58873        | 04/17/17   | 8,498.84 009     |              | PACIFIC GAS & ELECTRIC           |             | 77590         | TEMP W/E 3/24/17        | 1,079.04           |         |
|              |            |                  |              |                                  |             | 77612         | 2/28-3/28 PACIFIC       | 2,219.56           |         |
|              |            |                  |              |                                  |             | 77613         | 2/28-3/28 1200 RIVER    | 3,762.48           |         |
| 58874        | 04/17/17   | 72.71 023        |              | PACIFIC TRUCK PARTS, INC.        |             | 77648         | 3/6-4/3 SVT TENANT      | 50.42              |         |
| 58875        | 04/17/17   | 273.98 043       |              | PALACE ART & OFFICE SUPPLY       |             | 77649         | 3/7-4/4 WTC SVT PNR     | 2,466.38           |         |
|              |            |                  |              |                                  |             | 77681         | INVENTORY ORDER         | 72.71              |         |
|              |            |                  |              |                                  |             | 77532         | OFFICE SUPPLIES         | 80.78              |         |
|              |            |                  |              |                                  |             | 77609         | CLEANING SUPPLIES       | 193.20             |         |
| 58876        | 04/17/17   | 75.50 481        |              | PIED PIPER EXTERMINATORS, INC.   |             | 77601         | MAR 17 PEST WTC REST    | 75.50              |         |
| 58877        | 04/17/17   | 200.00 187       |              | POLAR RADIATOR SERVICE INC       |             | 77665         | RPR VEH #1206           | 200.00             |         |
| 58878        | 04/17/17   | 39,778.00 002939 |              | PREFERRED BENEFIT                |             | 77523         | APR 17 DENTAL           | 39,778.00          |         |
| 58879        | 04/17/17   | 226.14 107A      |              | PROBUILD COMPANY LLC             |             | 77594         | LACQUER THINNER         | 19.52              |         |
|              |            |                  |              |                                  |             | 77595         | TOOL REPLACEMENT        | 5.85               |         |
|              |            |                  |              |                                  |             | 77639         | JANITORS CLOSET         | 0.77               |         |
|              |            |                  |              |                                  |             | 77640         | JANITORS CLOSET         | 9.63               |         |
|              |            |                  |              |                                  |             | 77641         | DOOR STOPPER            | 8.29               |         |
|              |            |                  |              |                                  |             | 77642         | JANITORS CLOSET         | 174.00             |         |
|              |            |                  |              |                                  |             | 77657         | LIGHTS VERNON           | 5.16               |         |
|              |            |                  |              |                                  |             | 77682         | RPR STEAM CLEAN HOSE    | 2.92               |         |
| 58880        | 04/17/17   | 265.82 215       |              | RICOH USA, INC. TX               |             | 77529         | 3/26-4/25 LEASE C/S     | 265.82             |         |
| 58881        | 04/17/17   | 5,475.00 904     |              | RNL/INTERPLAN, INC. A CA CORP    |             | 77655         | PROF SVC THRU 1/31      | 3,955.00           |         |
|              |            |                  |              |                                  |             | 77656         | PROF SVC THRU 12/31     | 1,520.00           |         |
| 58882        | 04/17/17   | 866.89 T306      |              | ROSENCRANSE, ROBERT              |             | 77528         | TRAVEL REIMBURSEMENT    | 866.89             |         |
| 58883        | 04/17/17   | 287.18 135       |              | SANTA CRUZ AUTO PARTS, INC.      |             | 77550         | INVENTORY ORDER         | 108.53             |         |
|              |            |                  |              |                                  |             | 77552         | INVENTORY ORDER         | 78.28              |         |
|              |            |                  |              |                                  |             | 77666         | INVENTORY ORDER         | 45.08              |         |
|              |            |                  |              |                                  |             | 77667         | INVENTORY ORDER         | 55.29              |         |



# Attachment A

DATE 05/02/17 12:30

SANTA CRUZ METROPOLITAN TRANSIT DISTRICT  
CHECK JOURNAL DETAIL BY CHECK NUMBER  
ALL CHECKS FOR ACCOUNTS PAYABLE

PAGE 9

DATE: 04/01/17 THRU 04/30/17

| CHECK NUMBER | CHECK DATE | CHECK VENDOR | CHECK AMOUNT | VENDOR NAME                  | VENDOR TYPE | TRANS. NUMBER | TRANSACTION DESCRIPTION | TRANSACTION AMOUNT | COMMENT |
|--------------|------------|--------------|--------------|------------------------------|-------------|---------------|-------------------------|--------------------|---------|
| 58884        | 04/17/17   | 001292       | 320.00       | SANTA CRUZ RECORDS MNGMT INC |             | 77651         | MAR 17 SHREDDING        | 320.00             |         |
| 58885        | 04/17/17   | 001008       | 60.14        | SWAGelok NORTHERN CALIFORNIA |             | 77579         | INVENTORY ORDER         | 60.14              |         |
| 58886        | 04/17/17   | 366          | 337.44       | TENNANT COMPANY              |             | 77634         | FLOOR CLEANING MACH     | 337.44             |         |
| 58887        | 04/17/17   | 003329       | 15,363.55    | THE HAWKINS COMPANY          |             | 77586         | RECRUITMENT SERVICES    | 15,363.55          |         |
| 58888        | 04/17/17   | 003285       | 3,271.59     | TRANSIT HOLDINGS INC         |             | 77536         | CREDIT                  | -287.94            |         |
|              |            |              |              |                              |             | 77537         | INVENTORY ORDER         | 18.06              |         |
|              |            |              |              |                              |             | 77538         | RPR VEH #1003           | 132.23             |         |
|              |            |              |              |                              |             | 77566         | INVENTORY ORDER         | 1,117.85           |         |
|              |            |              |              |                              |             | 77567         | INVENTORY ORDER         | 486.56             |         |
|              |            |              |              |                              |             | 77568         | INVENTORY ORDER         | 20.29              |         |
|              |            |              |              |                              |             | 77582         | INVENTORY ORDER         | 47.15              |         |
|              |            |              |              |                              |             | 77627         | INVENTORY ORDER         | 1,424.63           |         |
|              |            |              |              |                              |             | 77632         | INVENTORY ORDER         | 7.93               |         |
|              |            |              |              |                              |             | 77633         | INVENTORY ORDER         | 266.14             |         |
|              |            |              |              |                              |             | 77525         | *****-*****-5056        | 38.69              |         |
|              |            |              |              |                              |             | 77551         | *****-*****-1518        | 6,560.90           |         |
| 58889        | 04/17/17   | 057          | 11,447.77    | U.S. BANK                    |             | 77551         | MATS TOWELS             | 4,886.87           |         |
|              |            |              |              |                              |             | 77610         | FREIGHT                 | 9.06               |         |
| 58890        | 04/17/17   | 003152       | 9.06         | UNIFIRST CORPORATION         |             | 77583         | INVENTORY ORDER         | 13.64              |         |
| 58891        | 04/17/17   | 007          | 13.64        | UNITED PARCEL SERVICE        |             | 77543         | INVENTORY ORDER         | 110.93             |         |
| 58892        | 04/17/17   | 002829       | 5,226.25     | VALLEY POWER SYSTEMS, INC.   |             | 77544         | INVENTORY ORDER         | 98.06              |         |
|              |            |              |              |                              |             | 77545         | RPR VEH #2236           | 256.44             |         |
|              |            |              |              |                              |             | 77546         | RPR VEH #2236           | 1,106.90           |         |
|              |            |              |              |                              |             | 77547         | RPR VEH #2236           | 2,747.76           |         |
|              |            |              |              |                              |             | 77569         | INVENTORY ORDER         | 335.35             |         |
|              |            |              |              |                              |             | 77576         | INVENTORY ORDER         | 97.25              |         |
|              |            |              |              |                              |             | 77577         | RPR VEH #9810           | 473.56             |         |
| 58893        | 04/17/17   | 003316       | 275.00       | WATER TECH SPECIALTIES INC   |             | 77646         | MAR 17 MAINTENANCE      | 275.00             |         |
| 58894        | 04/17/17   | 003223       | 4,383.06     | WELLER TRUCK PARTS           |             | 77580         | RPR VEH #2226           | 8,723.06           |         |
|              |            |              |              |                              |             | 77581         | CREDIT                  | -4,340.00          |         |
|              |            |              |              |                              |             | 77684         | TRAVEL REIMBURSEMENT    | 857.88             |         |
| 58895        | 04/14/17   | C102         | 857.88       | DUTRA, JAMES MICHAEL         |             | 77684         | TRAVEL REIMBURSEMENT    | 857.88             |         |
| 58896        | 04/24/17   | 003089       | 325.00       | ACTION AUTO GLASS DBA FOR    |             | 77813         | RPR VEH #1115 PC        | 325.00             |         |
| 58897        | 04/24/17   | 002828       | 36.25        | ALLIED ELECTRONICS           |             | 77746         | FUEL INJECTOR TESTER    | 36.25              |         |
| 58898        | 04/24/17   | E662         | 54.48        | ALVEY, ERRON                 |             | 77707         | TRAVEL REIMBURSEMENT    | 54.48              |         |
| 58899        | 04/24/17   | 192          | 672.71       | ALWAYS UNDER PRESSURE        |             | 77719         | PARTS WASHER            | 672.71             |         |
| 58900        | 04/24/17   | 002363       | 56.40        | BATTERIES PLUS #314          |             | 77794         | BATTERIES               | 56.40              |         |
| 58901        | 04/24/17   | E996         | 186.40       | BENSON, EDDIE                |             | 77685         | TRAVEL REIMBURSEMENT    | 186.40             |         |
| 58902        | 04/24/17   | 001356       | 1,765.69     | BRENCO OPERATING-TEXAS, LP   |             | 77747         | INVENTORY ORDER         | 1,765.69           |         |
| 58903        | 04/24/17   | 502          | 841,601.53   | CA PUBLIC EMPLOYEES'         |             | 77763         | MAY 17 MEDICAL          | 841,601.53         |         |
| 58904        | 04/24/17   | 914          | 961.14       | CALTRONICS BUSINESS SYSTEMS  |             | 77713         | OFFICE SUPPLIES         | 961.14             |         |
| 58905        | 04/24/17   | M022         | 102.49       | CAPELLA, KATHLEEN            | 0           | 77781         | MAY 17 RETIREE SUPP     | 102.49             |         |
| 58906        | 04/24/17   | 001346       | 894.35       | CITY OF SANTA CRUZ-FINANCE   |             | 77692         | LANDFILL                | 44.35              |         |
|              |            |              |              |                              |             | 77725         | APR 17 PARKING DEF      | 212.50             |         |
|              |            |              |              |                              |             | 77726         | APR 17 PARKING DEF      | 637.50             |         |
|              |            |              |              |                              |             | 77741         | REPAINT VEH #2234       | 6,465.28           |         |
|              |            |              |              |                              |             | 77810         | INVENTORY ORDER         | 1,099.93           |         |
| 58907        | 04/24/17   | 909          | 6,465.28     | CLASSIC GRAPHICS             |             | 77741         | REPAINT VEH #2234       | 6,465.28           |         |
| 58908        | 04/24/17   | 002814       | 1,848.82     | CREATIVE BUS SALES, INC.     |             | 77810         | INVENTORY ORDER         | 1,099.93           |         |

# Attachment A

DATE 05/02/17 12:30

SANTA CRUZ METROPOLITAN TRANSIT DISTRICT  
CHECK JOURNAL DETAIL BY CHECK NUMBER  
ALL CHECKS FOR ACCOUNTS PAYABLE

PAGE 10

DATE: 04/01/17 THRU 04/30/17

| CHECK NUMBER | CHECK DATE | CHECK VENDOR     | CHECK AMOUNT | VENDOR NAME                    | VENDOR TYPE | TRANS. NUMBER | TRANSACTION DESCRIPTION | TRANSACTION AMOUNT | COMMENT |
|--------------|------------|------------------|--------------|--------------------------------|-------------|---------------|-------------------------|--------------------|---------|
| 58909        | 04/24/17   | 51.24 M039       | 51.24        | DAVILLA, ANA MARIA             | 0           | 77811         | INVENTORY ORDER         | 748.89             |         |
| 58910        | 04/24/17   | 622.20 002949    | 622.20       | DEANE INDUSTRIAL MACHINING     |             | 77775         | MAY 17 RETIREE SUPP     | 51.24              |         |
| 58911        | 04/24/17   | 870.00 916       | 870.00       | DOCTORS ON DUTY MEDICAL CLINIC |             | 77807         | RPR VEH #1003           | 622.20             |         |
| 58912        | 04/24/17   | 984.43 003274    | 984.43       | EAST BAY TIRE CO.              |             | 77826         | FEB 17 DOT DRUG TEST    | 870.00             |         |
| 58913        | 04/24/17   | 2,696.41 432     | 2,696.41     | EXPRESS SERVICES INC.          |             | 77805         | TIRES                   | 984.43             |         |
|              |            |                  |              |                                |             | 77708         | TEMP W/E 4/9/17         | 243.00             |         |
|              |            |                  |              |                                |             | 77709         | TEMP W/E 4/2/17         | 237.94             |         |
|              |            |                  |              |                                |             | 77710         | TEMP W/E 3/26/17        | 440.44             |         |
|              |            |                  |              |                                |             | 77711         | TEMP W/E 3/19/17        | 212.63             |         |
|              |            |                  |              |                                |             | 77767         | TEMP W/E 4/2/17         | 1,562.40           |         |
| 58914        | 04/24/17   | 196.38 001172    | 196.38       | FERGUSON ENTERPRISES INC. #795 |             | 77820         | INVENTORY ORDER         | 89.45              |         |
|              |            |                  |              |                                |             | 77821         | JANITORS CLOSET         | 106.93             |         |
| 58915        | 04/24/17   | 800.00 002295    | 800.00       | FIRST ALARM                    |             | 77694         | MAR 17 SECURITY OPS     | 800.00             |         |
| 58916        | 04/24/17   | 1,247.44 002962  | 1,247.44     | FIS                            |             | 77828         | MAR 17 MERCHANT FEES    | 1,247.44           |         |
| 58917        | 04/24/17   | 2,566.10 002952  | 2,566.10     | FLYERS ENERGY LLC              |             | 77743         | PROPANE                 | 34.59              |         |
|              |            |                  |              |                                |             | 77815         | 3/16-3/31 FUEL          | 2,531.51           |         |
| 58918        | 04/24/17   | 11,101.73 647    | 11,101.73    | GENFARE A DIV OF SPX CORP      |             | 77745         | INVENTORY ORDER         | 101.73             |         |
|              |            |                  |              |                                |             | 77827         | SLV TVM ADA SOFTWARE    | 11,000.00          |         |
| 58919        | 04/24/17   | 5,153.30 117     | 5,153.30     | GILLIG LLC                     |             | 77742         | INVENTORY ORDER         | 5.98               |         |
|              |            |                  |              |                                |             | 77808         | LED HEADLAMPS           | 4,932.85           |         |
|              |            |                  |              |                                |             | 77809         | LED HEADLAMPS           | 214.47             |         |
| 58920        | 04/24/17   | 51.24 M041       | 51.24        | GOUVEIA, ROBERT                | 0           | 77776         | MAY 17 RETIREE SUPP     | 51.24              |         |
| 58921        | 04/24/17   | 1,379.64 282     | 1,379.64     | GRAINGER                       |             | 77822         | SIGN HARDWARE           | 38.05              |         |
|              |            |                  |              |                                |             | 77823         | INVENTORY ORDER         | 74.08              |         |
|              |            |                  |              |                                |             | 77824         | RPR DRAIN VALVE         | 242.71             |         |
| 58922        | 04/24/17   | 1,464.10 001097  | 1,464.10     | GREENWASTE RECOVERY, INC.      |             | 77825         | INVENTORY ORDER         | 1,024.80           |         |
|              |            |                  |              |                                |             | 77716         | MAR 17 WASTE PC         | 283.56             |         |
|              |            |                  |              |                                |             | 77727         | MAR 17 WASTE SVTC       | 259.94             |         |
|              |            |                  |              |                                |             | 77728         | MAR 17 WASTE SVTC       | 20.27              |         |
|              |            |                  |              |                                |             | 77729         | 4/1-6/30 LOMOND-HWY9    | 69.27              |         |
|              |            |                  |              |                                |             | 77730         | 4/1-6/30 BIG B-HWY9     | 69.27              |         |
|              |            |                  |              |                                |             | 77731         | 4/1-6/30 AIRP-FREDO     | 138.54             |         |
|              |            |                  |              |                                |             | 77732         | 4/1-6/30 HWY17-BOULD    | 207.81             |         |
|              |            |                  |              |                                |             | 77733         | 4/1-6/30 FREED-BOWKE    | 69.27              |         |
|              |            |                  |              |                                |             | 77734         | 4/1-6/30 FREEDOM BLV    | 69.27              |         |
|              |            |                  |              |                                |             | 77735         | 4/1-6/30 SOQ-COTTON     | 138.36             |         |
|              |            |                  |              |                                |             | 77736         | 4/1-6/30 SOQ-COTTON     | 69.27              |         |
|              |            |                  |              |                                |             | 77737         | 4/1-6/30 GRN VLY-CAR    | 69.27              |         |
| 58923        | 04/24/17   | 64,319.00 003109 | 64,319.00    | HANSON BRIDGETT LLP            |             | 77703         | FEB 17 LEGAL SERVICE    | 24,000.00          |         |
|              |            |                  |              |                                |             | 77704         | M# 032117.006001        | 4,019.50           |         |
|              |            |                  |              |                                |             | 77705         | M# 032117.006002        | 4,495.00           |         |
|              |            |                  |              |                                |             | 77706         | M# 032117.000003        | 31,804.50          |         |
| 58924        | 04/24/17   | 14,904.44 001745 | 14,904.44    | HARTFORD LIFE AND ACCIDENT INS |             | 77761         | APR 17 LIFE AD&D        | 4,476.82           |         |
| 58925        | 04/24/17   | 737.12 1117      | 737.12       | KELLEY'S SERVICE INC.          |             | 77762         | APR 17 LTD              | 10,427.62          |         |
|              |            |                  |              |                                |             | 77751         | INVENTORY ORDER         | 103.38             |         |
|              |            |                  |              |                                |             | 77752         | INVENTORY ORDER         | 53.46              |         |

# Attachment A

DATE 05/02/17 12:30

SANTA CRUZ METROPOLITAN TRANSIT DISTRICT  
CHECK JOURNAL DETAIL BY CHECK NUMBER  
ALL CHECKS FOR ACCOUNTS PAYABLE

PAGE 11

DATE: 04/01/17 THRU 04/30/17

| CHECK NUMBER | CHECK DATE | CHECK VENDOR | CHECK AMOUNT | VENDOR NAME                    | VENDOR TYPE | TRANS. NUMBER | TRANSACTION DESCRIPTION | TRANSACTION AMOUNT | COMMENT |
|--------------|------------|--------------|--------------|--------------------------------|-------------|---------------|-------------------------|--------------------|---------|
| 58926        | 04/24/17   | 1,560.25     | 001233       | KIMBALL MIDWEST                |             | 77753         | ROTOR                   | 80.00              |         |
| 58927        | 04/24/17   | 52.85        | 039          | KINKO'S INC.                   |             | 77754         | INVENTORY ORDER         | 215.64             |         |
| 58928        | 04/24/17   | 1,350.00     | 003195       | LANDAVERY, CARLOS G.           |             | 77755         | INVENTORY ORDER         | 237.42             |         |
| 58929        | 04/24/17   | 445.50       | 852          | LAW OFFICES OF MARIE F. SANG   | 7           | 77756         | INVENTORY ORDER         | 40.00              |         |
| 58930        | 04/24/17   | 14,513.26    | 003017       | MANSFIELD OIL CO OF GAINSVILLE |             | 77817         | PLUG TAP                | 7.22               |         |
| 58931        | 04/24/17   | 1,943.59     | 003273       | MGP XI REIT LLC                |             | 77739         | NON INVENTORY ORDER     | 280.42             |         |
| 58932        | 04/24/17   | 1,967.47     | 001052       | MID VALLEY SUPPLY INC.         |             | 77793         | INVENTORY ORDER         | 412.69             |         |
| 58933        | 04/24/17   | 65.10        | 003326       | NIIDAL HALABI & NADA ALGHARIB  |             | 77812         | INVENTORY ORDER         | 867.14             |         |
| 58934        | 04/24/17   | 79.70        | 003156       | OCEAN HONDA                    |             | 77801         | LAMINATION              | 52.85              |         |
| 58935        | 04/24/17   | 12,411.56    | 003115       | OFFICE TEAM                    |             | 77760         | BOARD MEET INTERPRET    | 1,350.00           |         |
|              |            |              |              |                                |             | 77765         | CL# 210149 218396       | 445.50             |         |
|              |            |              |              |                                |             | 77688         | DIESEL 3/31/17          | 14,513.26          |         |
|              |            |              |              |                                |             | 77691         | MAY 17 RENT             | 1,943.59           |         |
|              |            |              |              |                                |             | 77818         | INVENTORY ORDER         | 1,967.47           |         |
|              |            |              |              |                                |             | 77764         | NAME PLATES             | 65.10              |         |
|              |            |              |              |                                |             | 77816         | INVENTORY ORDER         | 79.70              |         |
|              |            |              |              |                                |             | 77700         | TEMP W/E 3/31/17        | 1,079.04           |         |
|              |            |              |              |                                |             | 77701         | TEMP W/E 3/3/17         | 2,266.28           |         |
|              |            |              |              |                                |             | 77702         | CONTRACT BUYOUT HR      | 7,987.20           |         |
|              |            |              |              |                                |             | 77792         | TEMP W/E 3/17/17        | 1,079.04           |         |
| 58936        | 04/24/17   | 670.94       | 043          | PALACE ART & OFFICE SUPPLY     |             | 77757         | OFFICE SUPPLIES         | 106.42             |         |
|              |            |              |              |                                |             | 77758         | OFFICE SUPPLIES         | 141.07             |         |
|              |            |              |              |                                |             | 77803         | OFFICE SUPPLIES         | 21.69              |         |
|              |            |              |              |                                |             | 77804         | OFFICE SUPPLIES         | 401.76             |         |
| 58937        | 04/24/17   | 51.24        | M109         | PEREZ, CHERYL                  |             | 77777         | MAY 17 RETIREE SUPP     | 51.24              |         |
| 58938        | 04/24/17   | 670.00       | 481          | PIED PIPER EXTERMINATORS, INC. |             | 77782         | MAR17 PEST OPS CREEK    | 105.00             |         |
|              |            |              |              |                                |             | 77783         | FEB17 PEST OPS CREEK    | 105.00             |         |
|              |            |              |              |                                |             | 77784         | JAN17 PEST OPS CREEK    | 105.00             |         |
|              |            |              |              |                                |             | 77785         | DEC16 PEST OPS CREEK    | 105.00             |         |
|              |            |              |              |                                |             | 77786         | MAR 17 PEST OPS PARK    | 62.50              |         |
|              |            |              |              |                                |             | 77787         | FEB 17 PEST OPS PARK    | 62.50              |         |
|              |            |              |              |                                |             | 77788         | JAN 17 PEST OPS PARK    | 62.50              |         |
|              |            |              |              |                                |             | 77789         | DEC 16 PEST OPS PARK    | 62.50              |         |
| 58939        | 04/24/17   | 193.13       | 882          | PRINT SHOP SANTA CRUZ          | 7           | 77759         | PRINTED ENVELOPES       | 193.13             |         |
| 58940        | 04/24/17   | 930.08       | 107A         | PROBULD COMPANY LLC            |             | 77720         | BENCHES                 | 424.42             |         |
|              |            |              |              |                                |             | 77721         | BENCHES                 | 55.35              |         |
|              |            |              |              |                                |             | 77722         | PLAQUE OPS BLDG         | 19.61              |         |
|              |            |              |              |                                |             | 77723         | STENCILS                | 15.67              |         |
|              |            |              |              |                                |             | 77724         | JANITORS CLOSET         | 44.60              |         |
|              |            |              |              |                                |             | 77770         | JANITORS CLOSET         | 175.02             |         |
|              |            |              |              |                                |             | 77795         | JANITORS CLOSET         | 33.67              |         |
|              |            |              |              |                                |             | 77796         | RPR ROOF SBF            | 42.48              |         |
|              |            |              |              |                                |             | 77797         | CONCRETE MIX            | 8.66               |         |
|              |            |              |              |                                |             | 77798         | RPR IRRIGATION          | 7.41               |         |
|              |            |              |              |                                |             | 77799         | RPR IRRIGATION SVT      | 13.60              |         |
|              |            |              |              |                                |             | 77800         | RPR IRRIGATION SVT      | 49.47              |         |

# Attachment A

DATE 05/02/17 12:30

PAGE 12

SANTA CRUZ METROPOLITAN TRANSIT DISTRICT  
CHECK JOURNAL DETAIL BY CHECK NUMBER  
ALL CHECKS FOR ACCOUNTS PAYABLE

DATE: 04/01/17 THRU 04/30/17

| CHECK NUMBER | CHECK DATE | CHECK VENDOR     | CHECK AMOUNT | VENDOR NAME                    | VENDOR TYPE | TRANS. NUMBER | TRANSACTION DESCRIPTION | TRANSACTION AMOUNT | COMMENT |
|--------------|------------|------------------|--------------|--------------------------------|-------------|---------------|-------------------------|--------------------|---------|
| 58941        | 04/24/17   | 744.98 003024    |              | RICOH USA, INC CA              |             | 77819         | JANITORS CLOSET         | 40.12              |         |
| 58942        | 04/24/17   | 102.49 M085      |              | ROSSI, DENISE                  | 0           | 77693         | 1/1-3/31 IMAGES DISP    | 744.98             |         |
| 58943        | 04/24/17   | 51.24 M030       |              | ROWE, RUBY                     |             | 77778         | MAY 17 RETIREE SUPP     | 102.49             |         |
| 58944        | 04/24/17   | 2,600.85 001379  |              | SAFETY-KLEEN INC               |             | 77802         | HAZARDOUS WASTE         | 51.24              |         |
| 58945        | 04/24/17   | 240.19 135       |              | SANTA CRUZ AUTO PARTS, INC.    |             | 77744         | INVENTORY ORDER         | 2,600.85           |         |
|              |            |                  |              |                                |             | 77748         | INVENTORY ORDER         | 84.89              |         |
|              |            |                  |              |                                |             | 77749         | INVENTORY ORDER         | 22.84              |         |
|              |            |                  |              |                                |             | 77750         | INVENTORY ORDER         | 58.34              |         |
|              |            |                  |              |                                |             | 77712         | 2/11-3/14 PARA CRUZ     | 74.12              |         |
| 58946        | 04/24/17   | 375.43 079       |              | SANTA CRUZ MUNICIPAL UTILITIES |             | 77712         | MAR 17 SERVICES         | 375.43             |         |
| 58947        | 04/24/17   | 8,256.78 977     |              | SANTA CRUZ TRANSPORTATION, LLC |             | 77717         | REPLENISHMENT           | 8,256.78           |         |
| 58948        | 04/24/17   | 187.33 122       |              | SCMTD PETTY CASH - OPS         |             | 77814         | APR 17 LEGISLATE SVC    | 187.33             |         |
| 58949        | 04/24/17   | 2,500.00 002267  |              | SHAW / YODER / ANTIWIH, INC.   |             | 77740         | APR 17 MAINTENANCE      | 2,500.00           |         |
| 58950        | 04/24/17   | 1,500.00 001277  |              | SUB GLOBALNET, INC.            |             | 77769         | MAY 17 RENT             | 1,500.00           |         |
| 58951        | 04/24/17   | 14,469.87 001075 |              | SOQUEL III ASSOCIATES          | 7           | 77690         | JAN-MAR 17 SALES TAX    | 14,469.87          |         |
| 58952        | 04/24/17   | 842.00 080       |              | STATE BOARD OF EQUALIZATION    |             | 77686         | 4/11 FUEL PC            | 842.00             |         |
| 58953        | 04/24/17   | 63.50 E534       |              | SULLIVAN, CHRISTOPHER          |             | 77699         | RECRUITMENT MAINT MG    | 63.50              |         |
| 58954        | 04/24/17   | 22,895.81 003329 |              | THE HAWKINS COMPANY            |             | 77698         | 3/19-4/6 RECRUITMENT    | 15,363.55          |         |
| 58955        | 04/24/17   | 2,254.78 003285  |              | TRANSIT HOLDINGS INC           |             | 77738         | INVENTORY ORDER         | 7,532.26           |         |
| 58956        | 04/24/17   | 1,144.40 003037  |              | TYCO INTEGRATED SECURITY       |             | 77790         | 5/1-7/31 ALARM OPS      | 2,254.78           |         |
| 58957        | 04/24/17   | 20.76 007        |              | UNITED PARCEL SERVICE          |             | 77791         | 5/1-7/31 ALARM GOLF     | 740.83             |         |
| 58958        | 04/24/17   | 128.00 003200    |              | UPS STORE #1128                |             | 77689         | FREIGHT                 | 403.57             |         |
| 58959        | 04/24/17   | 7.46 002829      |              | VALLEY POWER SYSTEMS, INC.     |             | 77806         | MAR17 FINGERPRINTING    | 20.76              |         |
| 58960        | 04/24/17   | 653.33 434       |              | VERIZON WIRELESS               | 0           | 77687         | RPR VEH #2238           | 128.00             |         |
|              |            |                  |              |                                |             | 77714         | 3/2-4/1 PUSH2TALK       | 7.46               |         |
| 58961        | 04/24/17   | 559.32 001165    |              | VU, THANH DR. MD               | 7           | 77696         | 3/2-4/1 TELECOMM PC     | 344.45             |         |
|              |            |                  |              |                                |             | 77697         | NEW HIRE DMV EXAM       | 308.88             |         |
|              |            |                  |              |                                |             | 77718         | NEW HIRE DMV EXAM       | 92.16              |         |
|              |            |                  |              |                                |             | 77718         | DMV EXAM                | 92.16              |         |
|              |            |                  |              |                                |             | 77771         | DMV EXAM                | 75.00              |         |
|              |            |                  |              |                                |             | 77772         | DMV EXAM                | 75.00              |         |
|              |            |                  |              |                                |             | 77773         | DMV EXAM                | 75.00              |         |
|              |            |                  |              |                                |             | 77774         | DMV EXAM                | 75.00              |         |
| 58962        | 04/24/17   | 68.00 003290     |              | WORKFORCEQA LLC                |             | 77695         | FEB 17 DOT DRUG TEST    | 68.00              |         |
| 58963        | 04/24/17   | 51.24 M088       |              | YAGI, RANDY                    |             | 77780         | MAY 17 RETIREE SUPP     | 51.24              |         |
| 58964        | 04/24/17   | 2,022.00 003334  |              | YP HOLDINGS LLC                | 0           | 77715         | 5/17/17 ANNUAL CONTR    | 2,022.00           |         |
| 58965        | 04/24/17   | 75,518.00 003058 |              | LEWIS C NELSON AND SONS INC    |             | 77829         | RETENTION RELEASE       | 75,518.00          |         |
| 59011        | 04/28/17   | 299.79 080A      |              | STATE BOARD OF EQUALIZATION    |             | 77918         | JAN-MAR 17 FUEL TAX     | 299.79             |         |
| 59012        | 04/28/17   | 1,046.40 002196  |              | STOKES SIGNS                   | 7           | 77919         | BIKE TO WORK SIGNS      | 1,046.40           |         |
| TOTAL        |            | 1,857,284.80     |              | ACCOUNTS PAYABLE               |             | TOTAL CHECKS  | 258                     | 1,857,284.80       |         |

12-01A.12



**DATE:** May 19, 2017  
**TO:** Board of Directors  
**FROM:** Alex Clifford, CEO/General Manager  
**SUBJECT: ACCEPT AND FILE MINUTES OF THE SANTA CRUZ METRO BOARD  
OF DIRECTORS MEETING OF APRIL 28, 2017**

**I. RECOMMENDED ACTION**

**That the Board of Directors Accept and File the Minutes for the Santa Cruz Metropolitan Transit District (METRO) Board of Directors Meeting of April 28, 2017**

**II. SUMMARY**

- Staff is providing minutes from the Santa Cruz Metropolitan Transit District (METRO) Board of Directors Meeting of April 28, 2017 .
- Each meeting, staff will provide minutes from the previous METRO Board of Directors meeting.

**III. DISCUSSION/BACKGROUND**

The Board requested that staff include, in the Board Packet, minutes for previous METRO Board of Directors meetings. Staff is enclosing the minutes from these meetings as a mechanism of complying with this request.

**IV. FINANCIAL CONSIDERATIONS/IMPACT**

None.

**V. ALTERNATIVES CONSIDERED**

None


**VI. ATTACHMENTS**

**Attachment A:** Draft minutes for the Board of Directors Meeting of April 28, 2017

Prepared by: Gina Pye, Executive Assistant

**VII. APPROVALS:**

Alex Clifford, CEO/General Manager



# Attachment A



## **SANTA CRUZ METROPOLITAN TRANSIT DISTRICT (METRO) BOARD OF DIRECTORS AGENDA MEETING MINUTES APRIL 28, 2017 – 8:30 AM METRO ADMIN OFFICES 110 VERNON STREET SANTA CRUZ, CA 95060**

A regular meeting of the Board of Directors of the Santa Cruz Metropolitan Transit District (METRO) was convened on Friday, April 28, 2017 at the METRO Admin Offices, 110 Vernon Street, Santa Cruz, CA

The Board Meeting Agenda Packet can be found online at [www.SCMTD.com](http://www.SCMTD.com) and is available for inspection at Santa Cruz METRO's Administrative offices at 110 Vernon Street, Santa Cruz, California.

This document has been created with accessibility in mind. With the exception of certain 3rd party and other attachments, it passes the Adobe Acrobat XI Accessibility Full Check. If you have any questions about the accessibility of this document, please email your inquiry to [accessibility@scmttd.com](mailto:accessibility@scmttd.com)

### **SECTION I: OPEN SESSION**

1 CALL TO ORDER at 8:35 AM by Chair Dutra.

2 ROLL CALL: The following Directors were **present**, representing a quorum:

|   |                              |
|---|------------------------------|
| <b>Director Ed Bottorff</b>                       | <b>City of Capitola</b>      |
| <b>Director Cynthia Chase</b>                     | <b>City of Santa Cruz</b>    |
| <b>Director Jimmy Dutra, Board Chair</b>          | <b>City of Watsonville</b>   |
| <b>Director Norm Hagen</b>                        | <b>County of Santa Cruz</b>  |
| Director John Leopold                             | County of Santa Cruz         |
| <b>Director Donna Lind</b>                        | <b>City of Scotts Valley</b> |
| <b>Director Cynthia Mathews</b>                   | <b>City of Santa Cruz</b>    |
| <b>Director Bruce McPherson, Board Vice Chair</b> | <b>County of Santa Cruz</b>  |
| <b>Director Oscar Rios</b>                        | <b>City of Watsonville</b>   |
| <b>Director Dan Rothwell</b>                      | <b>County of Santa Cruz</b>  |
| <b>Director Mike Rotkin</b>                       | <b>County of Santa Cruz</b>  |
| <b>Ex-Officio Director Donna Blitzer</b>          | <b>UC Santa Cruz</b>         |
| <b>Ex-Officio Director Liber McKee</b>            | <b>Cabrillo College</b>      |

Director Leopold was absent.

#### STAFF PRESENT:

Alex Clifford  
Julie Sherman

METRO CEO/General Manager  
METRO General Counsel

DRAFT

**12-02A.1**

# Attachment A

METRO EMPLOYEES AND MEMBERS OF THE PUBLIC WHO VOLUNTARILY INDICATED THEY WERE PRESENT (IN ALPHABETICAL ORDER) WERE:

Heather Adamson, AMBAG  
Angela Aitken, METRO  
Antonio Castillo, SEIU VMU

Joan Jeffries, SEIU SEA  
Olivia Martinez, SEIU  
Daniel Zaragoza, METRO

### 3 ANNOUNCEMENTS

Chair Dutra introduced Carlos Landaverry and his Spanish Language Interpretation services. He then announced that the meeting is being televised by Community Television of Santa Cruz County with technician, Chris Ivins

Announced the following were distributed to Board members and available at the back of the room for the public:

- o Item 9-07, Consider adopting a resolution authorizing the CEO to submit an application and sign necessary agreements to obtain Proposition 1B funding from the FY17 California Transit Security Grant Program. Staff Report Correction to Summary Section, 2<sup>nd</sup> paragraph.
- o Item 9-08, Attachment A, Consideration of authorization to join a procurement with Clemson Area Transit for the purchase and delivery of electric buses. Staff Report Corrections to Discussion and Alternatives Considered Sections. Attachment A Correction to 2<sup>nd</sup> paragraph
- o News clips of interest
- o CEO Quarterly Newsletter, April 2017

### 4 BOARD OF DIRECTORS COMMENTS

Vice Chair McPherson expressed his appreciation and compliments to Senators Beall and Frazier for their efforts in the successful passing of SB1. He also thanked all METRO employees who contributed to the success of Measure D. This success was a large contribution to Santa Cruz County becoming a self-help county. Revenues are yet to begin flowing to METRO and lots of work remains to be done; however, Santa Cruz County should benefit from improved public transportation as a result of both successes.

Chair Dutra also thanked everyone for their support. He also mentioned Assemblymember Anna Caballero's visit to METRO later today. She will participate in a round table and lunch with METRO staff.

Hearing no further comments, Chair Dutra moved to the next agenda item.

### 5 COMMUNICATIONS TO THE BOARD OF DIRECTORS

Having none, Chair Dutra moved to the next agenda item.

### 6 COMMUNICATIONS FROM MAC

Having none, Chair Dutra moved to the next agenda item.

### 7 LABOR ORGANIZATION COMMUNICATIONS

Joan Jeffries, SEA Chapter President, introduced herself and Tony Castillo, VMU Chapter representative. Olivia Martinez, SEIU staff, introduced herself and mentioned she works with three METRO chapters and others throughout the County.

DRAFT

12-02A.2



# Attachment A

## **8 ADDITIONAL DOCUMENTATION TO SUPPORT EXISTING AGENDA ITEMS**

### **CONSENT AGENDA**

- 9-01 ACCEPT AND FILE: PRELIMINARY APPROVED CHECK JOURNAL DETAIL FOR THE MONTH OF MARCH 2017
- 9-02 ACCEPT AND FILE: THE YEAR TO DATE MONTHLY FINANCIAL REPORT AS OF JANUARY 31, 2017
- 9-03 ACCEPT AND FILE: MINUTES OF THE SANTA CRUZ METRO BOARD OF DIRECTORS MEETING OF MARCH 24, 2017 WITH CORRECTION TO RESOLUTION RECITALS
- 9-04 APPROVE: CONSIDERATION OF AUTHORIZING THE CEO TO EXECUTE A 5<sup>TH</sup> AMENDMENT EXTENDING THE CONTRACT FOR ONE YEAR WITH ALLIANT INSURANCE SERVICES, INC. FOR EXCESS WORKERS' COMPENSATION INSURANCE, INCREASING THE CONTRACT TOTAL BY AN AMOUNT NOT TO EXCEED \$177,000
- 9-05 APPROVE: CONSIDERATION OF AWARD OF CONTRACT TO DYNAMIC SECURITY TECHNOLOGIES FOR AN ACCESS CONTROL SYSTEM NOT TO EXCEED \$249,537
- 9-06 APPROVE: CONSIDERATION OF A RESOLUTION APPROVING THE FY17 REVISED CAPITAL BUDGET
- 9-07 APPROVE: CONSIDER ADOPTING A RESOLUTION AUTHORIZING THE CEO TO SUBMIT AN APPLICATION AND SIGN NECESSARY AGREEMENTS TO OBTAIN PROPOSITION 1B FUNDING FROM THE FY17 CALIFORNIA TRANSIT SECURITY GRANT PROGRAM
- 9-08 **PULLED FROM CONSENT AT REQUEST OF CHAIR DUTRA**  
**APPROVE: CONSIDERATION OF AUTHORIZATION TO JOIN A PROCUREMENT WITH CLEMSON AREA TRANSIT FOR THE PURCHASE AND DELIVERY OF ELECTRIC BUSES**

**ACTION: MOTION TO ACCEPT THE CONSENT AGENDA AS PRESENTED, EXCEPTING ITEM 9-08, CONSIDERATION OF AUTHORIZATION TO JOIN A PROCUREMENT WITH CLEMSON AREA TRANSIT FOR THE PURCHASE AND DELIVERY OF ELECTRIC BUSES, WHICH WAS PULLED FROM CONSENT.**

**MOTION: DIRECTOR ROTKIN**

**SECOND: DIRECTOR CHASE**

**MOTION PASSED WITH 10 AYES (Directors Bottorff, Chase, Dutra, Hagen, Lind, Mathews, McPherson, Rios, Rothwell & Rotkin). Director Leopold was absent.**

DRAFT

**12-02A.3**

# Attachment A

## REGULAR AGENDA

### **9-08 PULLED FROM CONSENT AT REQUEST OF CHAIR DUTRA TO BE DISCUSSED AS THE FIRST ITEM UNDER THE REGULAR AGENDA**

APPROVE: CONSIDERATION OF AUTHORIZATION TO JOIN A PROCUREMENT WITH CLEMSON AREA TRANSIT FOR THE PURCHASE AND DELIVERY OF ELECTRIC BUSES

Erron Alvey, Purchasing Manager, provided background to the staff report and explained the opportunities in the grant cycle, which would allow METRO to take advantage of additional options to purchase additional buses over the next five years.

Chair Dutra inquired as to the timing and how many electric buses may be procured by METRO. Ms. Alvey answered METRO has been awarded grant funding for an initial purchase of three electric buses. There are nine options over the next five years to provide us with potential additional buses, should funding be received. The goal for delivery of the initial purchase is January 2019

Director Rotkin asked how the bus is transported across the country.

Ms. Alvey noted that the BYD equipment is manufactured in Southern California and shipped via flatbed to the transit company location.

Vice Chair McPherson asked if this is an expansion of the three buses received last year.

CEO Alex Clifford responded no; this came about as a result of Plan B, pursuing a joint procurement. We are aiming for mid-year next year as we are not yet under contract for Over The Road (OTR) coaches and are still determining the infrastructure requirements. Erron added that the new coaches will also require Altuna testing, a federal requirement, which takes additional time.

Director Chase asked if the electric bus grants typically include infrastructure.

Ms. Alvey responded some grants do combine equipment and infrastructure. Others also include funds to support working with a consultant to assist the agency with the bus purchase and infrastructure requirements.

Director Rothwell asked if anyone knew how many electric buses are in operation in the nation, what the cost is and if a bus can be manufactured in advance of an in-place contract.

Ms. Alvey answered that the buses are often customized to the agency's specifications and manufacturing begins upon receipt of a purchase order. By piggybacking onto another agency order, where options have become available, an agency can sometimes complete the process on a faster timeline. Electric buses cost almost double the price of a CNG bus, which costs approximately \$500K - \$600K each.

CEO Clifford added that he was not aware of how many electric buses are running today. Foothill Transit in Southern California has a large fleet. Stanford runs a fleet of BYD equipment. Due to the cost of the equipment and the 20 year life expectancy of our CNG facility, METRO's fleet plan remains two-fold: to integrate and increase electric buses, while maintaining CNG.

Chair Dutra asked Ms. Alvey to provide him with a monthly list of agencies she's contacted to see if there are any available options for electric buses that METRO could avail itself of.

DRAFT

**12-02A.4**

# Attachment A

**ACTION: MOTION TO AUTHORIZE METRO TO JOIN A PROCUREMENT WITH CLEMSON AREA TRANSIT FOR THE PURCHASE AND DELIVERY OF ELECTRIC BUSES AS PRESENTED.**

**MOTION: DIRECTOR BOTTORFF**

**SECOND: DIRECTOR CHASE**

**MOTION PASSED WITH 10 AYES (Directors Bottorff, Chase, Dutra, Hagen, Lind, Mathews, McPherson, Rios, Rothwell & Rotkin). Director Leopold was absent.**

**10 EXPRESSION OF APPRECIATION TO AL PIERCE, MAINTENANCE MANAGER, AND INTRODUCTION OF NEW MAINTENANCE MANAGER, EDDIE BENSON**

Alex Clifford, CEO/General Manager, spoke of Al Pierce's accomplishments and contributions to METRO as Maintenance Manager. He brought leadership, direction and policies and procedures were put into place. Under his management, the 'dead bus' list was reduced by approximately half.

COO Ciro Aguirre added that, with his 40+ years of experience in maintenance and facilities, Mr. Pierce brought a level of leadership, foresight, commitment and dedication that is extraordinary. Mr. Pierce streamlined the maintenance program to ensure alignment with Federal and State regulations and coordinated various construction projects throughout the County. He will continue to assist METRO's efforts through the electric bus infrastructure and contract phases.

Mr. Pierce thanked the staff and personnel he had worked with and said he's enjoyed his tenure at METRO. He appreciated the CEO recognizing the importance of maintenance as a good return on investments. He also thanked his wife, Diana, for her support over the years.

Vice Chair McPherson added his appreciation to Mr. Pierce for his multipurpose approach to his responsibilities, his expertise and his professionalism. It is clear everyone enjoyed working with him. Additionally, it is a feather in his cap that he was able to keep METRO moving and on the road.

Director Rotkin added Mr. Pierce's expertise was considerable and he excelled at keeping METRO vehicles on the road.

COO Aguirre then introduced METRO's new Maintenance Manager, Eddie Benson, who has over 31 years of industry experience.

Mr. Benson recognized Mr. Pierce as a leader in the industry and said he hopes to continue his legacy and keep the fleet operating successfully. He is happy and pleased to work with everyone at METRO.

Chair Dutra added additional thanks to Mr. Pierce for the maintenance of METRO's facilities.

**11 APPROVE: CONSIDERATION OF AUTHORIZATION TO USE THE STATE OF CALIFORNIA DEPARTMENT OF GENERAL SERVICES CONTRACT FOR THE PURCHASE OF 9 SUPPORT VEHICLES IN AN AMOUNT NOT TO EXCEED \$213,779**

[Al Pierce, Maintenance Manager](#)

# Attachment A

- 12 APPROVE: CONSIDERATION OF AUTHORIZATION TO USE THE STATE OF CALIFORNIA DEPARTMENT OF GENERAL SERVICES CONTRACT FOR THE PURCHASE OF ONE PARATRANSIT VEHICLE VIA CALTRANS IN AN AMOUNT NOT TO EXCEED \$66,000**

**Al Pierce, Maintenance Manager**

- 13 APPROVE: CONSIDERATION OF AUTHORIZATION FOR THE PURCHASE OF 11 PARATRANSIT VEHICLES THROUGH THE CALACT CONTRACT IN AN AMOUNT NOT TO EXCEED \$824,958.42**

**Al Pierce, Maintenance Manager**

At the request of Chair Dutra, agenda items 11, 12 and 13 were combined and discussed as one item.

Mr. Pierce provided information to supplement the three staff reports as well as information on the useful life of vehicles and the logic behind the purchase of replacement vehicles. He noted the funding sources were from 5339, 5310 and STIC, not Measure D.

Director Rotkin asked how many miles were typically on the existing Paratransit vehicles.

Mr. Pierce responded that they have over their double life expectancy; i.e., over 150K – 200K miles. Keeping these vehicles on the road is a testimony to good driving and maintenance.

**ACTION: ITEM 11: MOTION TO AUTHORIZE THE USE OF THE STATE OF CALIFORNIA DEPARTMENT OF GENERAL SERVICES CONTRACT FOR THE PURCHASE OF 9 SUPPORT VEHICLES IN AN AMOUNT NOT TO EXCEED \$213,779 AS PRESENTED; AND,**

**ITEM 12: MOTION TO AUTHORIZE THE USE OF THE STATE OF CALIFORNIA DEPARTMENT OF GENERAL SERVICES CONTRACT FOR THE PURCHASE OF ONE PARATRANSIT VEHICLE VIA CALTRANS IN AN AMOUNT NOT TO EXCEED \$66,000 AS PRESENTED; AND,**

**ITEM 13: MOTION TO AUTHORIZE THE PURCHASE OF 11 PARATRANSIT VEHICLES THROUGH THE CALACT CONTRACT IN AN AMOUNT NOT TO EXCEED \$824,958.42, AS PRESENTED.**

**MOTION: DIRECTOR ROTKIN**

**SECOND: DIRECTOR McPHERSON**

**MOTION PASSED WITH 10 AYES (Directors Bottorff, Chase, Dutra, Hagen, Lind, Mathews, McPherson, Rios, Rothwell & Rotkin). Director Leopold was absent.**

- 14 CONSIDERATION OF A NEW MONTHLY BOARD MEETING START TIME**

Chair Dutra, Board Chair, explained the rationale behind his request, noting the difficulties encountered by the public and board members that an 8:30AM start time presents under the current traffic conditions throughout the county.

Directors Hagen, Rothwell and Rio voiced their support.

Director Rotkin added his support, but asked that the other board members recognize the importance of maintaining quorum and to make a commitment to stay throughout the entire meeting as short agendas are not always guaranteed. He noted that an earlier start time may be a disadvantage to attendees who work during the day and may have to extend their time missing work.

**DRAFT**

**12-02A.6**

# Attachment A

Director Bottorff supports a later start time and applauds the success of one monthly meeting versus two. He added that the Board can revert to an earlier start time if we find the 9:00AM is not working.

Vice Chair McPherson recommended the board members block their calendars through the lunch hour to ensure success.

Public Comment:

Nari Tarone, UCSC student, appreciates the later start time, but it does make it more difficult to get to a 12:00 class on time.

Cap Steele, Santa Cruz Public Library retiree and rider, said she would attend all meetings regardless of the start time.

**ACTION: MOTION TO APPROVE A NEW MONTHLY BOARD MEETING START TIME AS PRESENTED.**

**MOTION: DIRECTOR MATHEWS**

**SECOND: DIRECTOR ROTKIN**

**MOTION PASSED WITH 10 AYES (Directors Bottorff, Chase, Dutra, Hagen, Lind, Mathews, McPherson, Rios, Rothwell & Rotkin). Director Leopold was absent.**

## **15 FINANCE, BUDGET AND AUDIT STANDING COMMITTEE MEETING MARCH 3, 2017 REPORT OUT**

Angela Aitken, Finance Manager, said today's focus is on the Committee recommendations and the attachments included in the report.

Director Bottorff asked if METRO would be in the black in FY18 and in the red in FY19

Ms. Aitken answered yes. She added these are preliminary numbers; an updated presentation will be brought forward at May's board meeting.

Director Hagen suggested an increase in Paratransit fares may be helpful in the near future.

CEO Clifford provided a brief verbal update of fare changes over the past couple of years and said METRO is trying not to raise fares in FY17, particularly in light of the recent service changes. This is the 'year of peace' he committed to the board.

Director Rothwell asked if there would be any fuel savings with the implementation of electric buses and if METRO has considered solar charging stations.

CEO Clifford responded that staff has no definite answers at this time, due to the relatively new technology of electric buses and infrastructure. We anticipate lower maintenance expenses; CNG buses run hot and blow pistons. Peak versus non-peak charging costs vary. We are looking into the feasibility of installing solar on existing facilities and/or over the bus yard; however, storage capacity then becomes an issue.

Vice Chair McPherson noted that the tri-county Monterey Bay Community Power Agency is having its first meeting next week and may be beneficial to this effort.

Chair Dutra inquired as to the sales tax rate and the impact local spending can have.

Ms. Aitken explained the ebbs and flows of the sales tax and the downward impact Internet sales have had on the revenue. METRO is budgeted at 2.5%.

Director Rotkin noted this is a US and global economy impact, not solely a local issue.

**DRAFT**

**12-02A.7**

# Attachment A

Director Mathews stressed the importance of fiscal responsibility. Given the anticipated Measure D revenue, she inquired as to the budget shortfall.

Ms. Aitken responded that the anticipated \$2M to \$2.5M from Measure D will certainly help but the shortfall is correct and that it will be a careful balance between the Operating Budget, Reserves and Capital Budget over the next five years.

Chair Dutra asked why SB1 is not listed as a revenue source.

Ms. Aitken responded that the measure had not yet been signed by the Governor when the presentation was prepared. The expected SB1 funds will be incorporated into the draft budget presented to the Board in May.

## 16 ORAL PACIFIC STATION UPDATE

Barrow Emerson, Planning and Development Manager, said the Capital Projects Standing Committee has been discussing this topic and METRO is investigating the most efficient method to serve our customers, as well as the most advantageous footprint for Pacific Station. Every transit system is unique, based on its individual needs and topography and there are a number of approaches to serve the central city. METRO is in the process of confirming the availability of funds from the FTA to study these issues. The financial situation is undetermined at this time.

Director Chase added the Committee is looking to broaden the philosophy of system efficiencies.

Director Rotkin asked if any of the costs would be shared with the City of Santa Cruz.

Director Bottorff responded the Committee is taking this into consideration.

Director Mathews asked what the approximate timeline is.

Mr. Emerson answered it is slightly premature to determine now. Professional, qualified consultants are expensive and to do this exercise will take time.

CEO Clifford said, before the new direction from the Committee, METRO was comfortable with the \$50K originally programmed but we now need to confirm with the FTA with regard to use of the grant funds. We may have to dedicate \$100K-\$500K from the Operating budget for the analysis.

Chair Dutra stressed the importance of the local cities' partnerships with METRO and cited the City of Watsonville's recent EIR grant award.

Director Chase said the City of Santa Cruz has contributed money and time over the years.

Director Bottorff concurred, saying City partnerships are essential. We need to understand the most efficient method to deliver service. The recent Committee request may have exceeded the boundaries of the grant funding; it is unknown at the current time.

Director Rotkin provided some historic perspective on the project, noting that a developer had promised to fund the project at one time. This is not today's reality.

Chair Dutra asked METRO to provide the amount spent over the years on this project.

Mr. Emerson said he would respond under separate cover, as he did not have that information with him.

CEO Clifford reminded the assembly that the Board is not being asked to approve anything today.

DRAFT

12-02A.8

# Attachment A

## 17 **APPROVE: AUTHORIZATION TO PROCURE AND INSTALL ONBOARD BUS AND PARATRANSIT SECURITY SURVEILLANCE EQUIPMENT AND THE ADOPTION OF A USE OF ELECTRONIC MEDIA POLICY AND A REVISED USE OF VIDEO SURVEILLANCE POLICY**

Alex Clifford, CEO/General Manager, provided commentary to the report, including recent examples of METRO incidents where cameras would have been helpful to law enforcement. His informal survey of other transit agencies revealed most agencies began installing cameras 20+ years ago. In fact, he couldn't find a single agency that doesn't have cameras installed. The return on investment is difficult to calculate as deterrents are hard to quantify. However, we anticipate a reduction in claims payouts, damages to buses, etc. The Capital Projects Standing Committee recommends approval. The proposal would use \$750K of existing Proposition 1B CalOES funding.

Attachment C represents a new policy. Attachment D is an existing policy, which has been revised slightly to ensure consistency between the two policies.

Director Rothwell asked if the unions have signed off on the policies.

CEO Clifford responded that the decision to install cameras on buses is within management's rights; therefore, no union sign-off is required. However, there was a meet and confer with both unions regarding certain impacts of the video policies. SEIU expressed concerns of new electronic equipment impact to employee classifications and asked for a review in one year.

Director Rios asked where the cameras will be most useful, where have most of the incidents occurred, and why is Paratransit priority? And, what were the union concerns?

CEO Clifford stated that most incidents occurred on Fixed Route. UTU asked that the installations be staged in this manner; i.e., there are fewer camera installations on Paratransit and we can ensure the model is correct before moving to Fixed Route. One of the biggest union concerns was if the cameras would be used in a disciplinary manner. The answer is yes; but not on a fishing expedition. This is why the new policy includes incident-based language. METRO doesn't have the resources or desire to download any more video than required. Additionally, at UTU's request, we added a section dealing with minor discipline incidents and a permitted timeframe for viewing footage before and after the incident.

Director Lind, speaking as a retired police officer, voiced her support, noting it is very valuable for law enforcement. It also serves as a preventative measure.

Director Rotkin cited positive Santa Cruz Sheriffs' recent experience. He appreciates management meeting with the union to vet the policies.

Director Rothwell asked if signage would be posted.

CEO Clifford answered yes; this is planned. There may also be monitors in place so the public can see some of the video views.

*Director Lind departed at 10:31AM.*

Chair Dutra asked how long the video would be stored, at what cost and where.

CEO Clifford said the plan is to spec the DVR to retain data for a minimum of 30 days.

General Counsel, Julie Sherman, explained that the transit district video surveillance retention statute has a requirement of one year. However, under the statute, transit districts may store video for less than one year, if it is too expensive or the technology is unavailable. : Most transit agencies store video for less than one year. However, if there is an incident, that video must be pulled until the issue is resolved.

**DRAFT**

**12-02A.9**

# Attachment A

CEO Clifford added for most incidents, we would download to computer or memory stick. In the event of a major incident, we would pull the hard drive of the device, make a mirror image and store it until the incident is resolved. This would happen at a cost yet to be determined. We anticipate these being few and far between.

Chair Dutra asked if the cameras will be easily moved from older to newer buses and what the cost would be per bus. Also, will METRO return to the board for approval before final purchase?

CEO Clifford answered that METRO is conducting a thorough technical evaluation to determine if it would be more cost effective 5 years down the road to order buses with cameras already on board or have the buses wired for installation. The current cost estimate will depend upon the vendor proposals received, but we anticipate \$10K-\$15K per bus and, yes, staff will return to the board before awarding a contract.

Isaac Holly, IT Manager, noted that we anticipate a low expense in the transferring of cameras from bus to bus; basically, a cable change.

There was no public comment.

**ACTION: MOTION TO PROCURE AND INSTALL ONBOARD BUS AND PARATRANSIT SECURITY SURVEILLANCE EQUIPMENT AND THE ADOPTION OF A USE OF ELECTRONIC MEDIA POLICY AND A REVISED USE OF VIDEO SURVEILLANCE POLICY AS PRESENTED.**

**MOTION: DIRECTOR ROTKIN**

**SECOND: DIRECTOR HAGEN**

**MOTION PASSED WITH 10 AYES (Directors Bottorff, Chase, Dutra, Hagen, Lind, Mathews, McPherson, Rios, Rothwell & Rotkin). Director Leopold was absent.**

## **18 ORAL REPORT FROM BOARD CHAIR AND OTHER BOARD MEMBERS REGARDING MARCH 29-31, 2017 WASHINGTON, DC LEGISLATIVE VISITS**

Jimmy Dutra, Board Chair and other Board Members, provided an update regarding their recent visit to Washington, DC where they met with various legislators and transportation funding agencies.

Director Rotkin observed that the current transportation committee members do not seem to know what the current administration is planning. When the DOT was asked when the grant application guidelines would be published, they had no answer and had received no direction. By law, the decision must be made by September 30<sup>th</sup>.

Vice Chair McPherson said "uncertainty" is the word to use in today's Washington, DC. He reminded the assembly that last year's visit resulted in METRO receiving over \$3M of the \$720M distributed over 3,000 agencies. Senator Feinstein's Chief of Staff said METRO represents a model of success under financial stress.

Chair Dutra requested staff develop a press release containing the comment from Senator Feinstein's office.

Director Mathews said she would report this information back to her City Council and suggested other board members do likewise. Director Rotkin volunteered to report to the individual jurisdictions.

DRAFT

**12-02A.10**



# Attachment A

## 19 **CEO ORAL REPORT**

Alex Clifford, CEO/General Manager, said METRO was looking forward to hosting Assemblymember Caballero this afternoon. Director Rios asked METRO to express their thanks for her support of SB1.

CEO Clifford noted that Governor Brown is expected to sign SB1 very soon.

Guidelines for the Federal programs were issued this week. METRO's quick evaluation confirms what was learned during the agency's trip to DC. There is a lot of emphasis on scalability of the requests, which implies funding will be spread across the nation.

Vice Chair McPherson, CSAC Representative for Santa Cruz County, said SB1 has been a top priority for local governments over the past two years. He thanked all responsible for the narrow victory.

Director Mathews suggested METRO send a letter to the various jurisdictions, etc. thanking them for their assistance in the successful passage of SB1.

Chair Dutra requested staff pen an OpEd to the Sentinel and Pajaronian and thank you notes to those they visited in Washington, DC.

There were no public comments.

## 20 **REVIEW OF ITEMS TO BE DISCUSSED IN CLOSED SESSION**

Julie Sherman, General Counsel, announced the items below to be discussed in Closed Session. She did not anticipate any reportable actions.

### **CONFERENCE WITH LEGAL COUNSEL – PENDING LITIGATION**

Government Code Section 54956.9 (d)(1) – Parties: Lewis C. Nelson and Sons, Inc. and RNL Design, Inc.

### **CONFERENCE WITH LEGAL COUNSEL – ANTICIPATED LITIGATION**

Government Code Section 54956.9 (d)(2) – one potential case

## 21 **ANNOUNCEMENT OF NEXT MEETING: FRIDAY, MAY 19, 2017 AT 9:00AM, WATSONVILLE CITY COUNCIL CHAMBERS, 475 MAIN STREET, WATSONVILLE, CA**

Chair Dutra announced the next meeting as above.

## 22 **ADJOURNMENT**

Chair Dutra adjourned the meeting at 10:59AM

Respectfully submitted,

Gina Pye  
Executive Assistant

DRAFT

**12-02A.11**

- THIS PAGE INTENTIONALLY LEFT BLANK -



**DATE:** May 19, 2017  
**TO:** Board of Directors  
**FROM:** Barrow Emerson, Planning & Development Manager  
**SUBJECT: ACCEPT AND FILE SANTA CRUZ METRO SYSTEM RIDERSHIP REPORTS  
FOR THE THIRD QUARTER OF FY17**

**I. RECOMMENDED ACTION**

**This report is for informational purposes only. No action is required.**

**II. SUMMARY**

- This report contains ridership summaries and ridership by route for Santa Cruz Metropolitan Transit District (METRO) fixed route bus service for the third quarter (Q3) of FY17 (January 1 – March 31, 2017).
- Quarterly ridership reports are provided to keep the Board of Directors apprised of METRO's ridership statistics and ridership trends.

**III. DISCUSSION/BACKGROUND**

Attachment A shows system-wide and college student ridership statistics for Q3 of FY17 and makes comparisons with ridership statistics from Q3 of FY16. This report also displays the use of regular fare and pass usage, as well as fare and pass usage by seniors and people with disabilities.

- FY17 Q3 system-wide ridership decreased 12.3%  
Reason(s) that Fixed-Route quarterly ridership decreased include:
  - Service reduction implemented after September 8<sup>th</sup>, 2016 decreased weekday and weekend trips operated system-wide by 13% and 31%, respectively.
  - Last year had the highest Q3 system-wide ridership in the past 5 years and any decrease in ridership due to the service reduction would be particularly pronounced.
  - Significant ridership loss in Q3 was due to dropped and delayed trips resulting from weather induced road closures and forced detours, staff shortages, and mechanical issues. In Q3, 322 trips were canceled, comprising 2.2% of total scheduled revenue service.
  - Decreased Hwy 17 ridership contributed to overall system reduction; Hwy 17 comprises approximately 5% of Q3 ridership.

- Decreased UCSC ridership contributed to overall system reduction; UCSC staff and students encompass approximately 57% of FY17 Q3 ridership.
- Hwy 17 quarterly ridership decreased 16.3%  
Reason(s) that Hwy 17 quarterly ridership decreased include:
  - Fare was increased in September 2015; weekday ridership has since declined every month, for 19 consecutive months.
  - Service reduction implemented in September 2016 decreased Hwy 17 trips approximately 9%.
  - Looking at average gas prices in California over the last 5 years, they have continued to remain relatively low since the fare increase in 2015; though the average gas prices in California increased 11% in Q3 of FY17 compared to Q3 FY16.
  - Inclement weather in February detrimentally affected Hwy 17 ridership. The Hwy 17 experienced partial and full lane closures over several days in the month of February and during this time 29 Hwy 17 trips were canceled. Over the entirety of Q3, 40 Hwy 17 revenue trips were canceled; this is 2% of all Hwy 17 scheduled trips for Q3.
- UCSC ridership decreased 8% in Q3 of FY17  
Reason(s) that quarterly UCSC ridership decreased include:
  - Service reduction implemented in September 2016 decreased overall trips on UCSC routes by 3%.
  - Staffing shortages resulted in several dropped trips on the UCSC routes. Throughout Q3, a total of 206 trips were dropped on UCSC routes; this encompassed 64% of total dropped trips and 2% of total scheduled UCSC trips in Q3.
  - Last year had the highest Q3 UCSC ridership in the past 5 years, accordingly any decrease in FY17 Q3 UCSC ridership would be particularly pronounced.
- Quarterly Discounted Pass and Cash Fare usage decreased 23.7% and 11.8%, respectively  
Reason(s) that quarterly discounted pass and cash fare usage decreased include:
  - Service reduction implemented after September 8<sup>th</sup>, 2016 decreased weekday and weekend trips operated system-wide by 13% and 31%, respectively.

- System-wide ridership decreased 12.3% due to factors mentioned previously, affecting overall discounted pass usage.
- FY16 Q3 had the highest system-wide ridership in the past 5 years, as such any drop in FY17 Q3 ridership would be particularly pronounced.
- Possible increased use of alternative transportation for seniors and people with disabilities, such as Lift Line.
- Quarterly Regular Pass and Cash Fare totals decreased 38.8% and 26%, respectively

Reason(s) that quarterly regular pass and cash fare usage decreased include:

- Service reduction implemented after September 8th decreased overall trips operated system-wide by 13%.
- System-wide ridership decreased 12.3% due to factors mentioned previously, affecting overall pass usage.
- Due to implementation of the Cabrillo Student Bus Pass Program in fall 2016 approximately 650 less passes were sold on campus and through their Ticket Vending Machine (TVM) this quarter. There were almost 80,000 Cabrillo boardings in Q3.
- Loss of discretionary riders after September 2016 service reduction; discretionary riders were likely a large portion of our pass usage in FY16.

Attachment B shows average ridership per trip for all weekday and weekend routes in Q3 of FY17. System-wide, there was an average of 25 riders per weekday trip and 31 riders per weekend trip.

- The weekday route with the highest ridership averages are the routes 16 and 20D.
  - Route 16 serves UCSC via Laurel East; route 20D serves UCSC via West Side as a supplement for 9 weekday trips on the route 20. The route 16 had the highest weekday ridership averages for Q1 through Q3 of FY17.
- The weekend route with the highest ridership average is the route 16ST
  - This route serves UCSC via Laurel East and is a supplemental route for which UCSC is billed monthly.
- The weekday routes with the lowest ridership averages are routes: 34, 33, and 79.

- This route 34 serves South Felton during the SLVUSD school term; the route 33 serves Lompico SLV/Felton Faire during the SLVUSD school term. Route 34 had the lowest weekday ridership average for Q1 through Q3 of FY17
- The weekend routes with the lowest ridership averages are routes 79 and 55.
  - The route 79 serves Watsonville Hospital and Pinto Lake; the route 55 services Rio Del Mar. Route 79 had the lowest weekend ridership average for Q2 through Q3 of FY17.

#### **IV. FINANCIAL CONSIDERATIONS/IMPACT**

Revenue derived from passenger fares and passes is reflected in the FY17 operating budget.

#### **V. ALTERNATIVES CONSIDERED**

There are no alternatives to consider.

#### **VI. ATTACHMENTS**

**Attachment A:** Quarterly System Ridership Summary for FY17 Q3 (January 1 – March 31, 2017)

**Attachment B:** Quarterly Average Ridership by Route Report for FY17 Q3 (January 1 – March 31, 2017)

Prepared By: Cayla Hill, Administrative Specialist


**VII. APPROVALS:**

Barrow Emerson,  
Planning and Development Manager




A handwritten signature in blue ink, appearing to read "Barrow Emerson", is written over a horizontal line.

Approved as to fiscal impact:  
Angela Aitken, Finance Manager



A handwritten signature in blue ink, appearing to read "Angela Aitken", is written over a horizontal line.

Alex Clifford, CEO/General Manager



A handwritten signature in blue ink, appearing to read "Alex Clifford", is written over a horizontal line.

- THIS PAGE INTENTIONALLY LEFT BLANK -



# Quarterly System Ridership Summary

FY17 Q3 (January 1, 2017 - March 31, 2017)

| Calendar Operating Days |           |           | Discounted Pass Usage (Senior/Disabled) |         |          | Regular Pass Usage      |                       |                |               |
|-------------------------|-----------|-----------|---|---------|----------|-------------------------|-----------------------|----------------|---------------|
| Weekdays                | This Year | Last Year | Quarterly Totals (Q3)                   |         |          | Local Pass Usage        | Quarterly Totals (Q3) |                |               |
|                         |           |           | FY17 Q3                                 | FY16 Q3 | % Change |                         | This Year             | Last Year      | % Change      |
|                         | 64        | 65        | 94,867                                  | 124,368 | -23.7%   |                         | 97,102                | 168,952        | -42.5%        |
| Weekends                | 25        | 26        |   |         |          | Hwy 17 Pass Usage       | 24,480                | 32,431         | -24.5%        |
| UCSC School Days        | 53        | 52        |   |         |          | Cruz Cash Usage         | 11,049                | 15,180         | -27.2%        |
|                         |           |           |   |         |          | <b>Total Pass Usage</b> | <b>132,631</b>        | <b>216,563</b> | <b>-38.8%</b> |

| Discounted Cash Usage (Senior/Disabled) |                       |               | Regular Cash Usage |                           |                       |                |             |
|---|-----------------------|---------------|--------------------|---------------------------|-----------------------|----------------|-------------|
| Local Single Cash Fare                  | Quarterly Totals (Q3) |               |                    | Local Day Pass Cash Fare  | Quarterly Totals (Q3) |                |             |
|   | This Year             | Last Year     | % Change           |                           | This Year             | Last Year      | % Change    |
|   | 53,787                | 60,133        | -10.6%             | Local Single Cash Fare    | 167,976               | 234,277        | -28%        |
| Local Day Pass Cash Fare                | 3,562                 | 4,897         | -27%               | Local Day Pass Cash Fare  | 3,562                 | 5,730          | -38%        |
| <b>Total Cash Usage</b>                 | <b>57,349</b>         | <b>65,030</b> | <b>-11.8%</b>      | Hwy 17 Single Cash Fare   | 33,818                | 38,121         | -11%        |
|   |                       |               |                    | Hwy 17 Day Pass Cash Fare | 1,011                 | 1,717          | -41%        |
|   |                       |               |                    | <b>Total Pass Usage</b>   | <b>206,367</b>        | <b>279,845</b> | <b>-26%</b> |

| Quarterly System Totals |                                 |                  | Quarterly Student Pass Ridership Totals |              |  |                |           |
|-------------------------|---------------------------------|------------------|---|--------------|--|----------------|-----------|
| Local Fixed Route       | Quarterly Ridership Totals (Q3) |                  |   | UCSC         | Quarterly Student Pass Ridership Totals (Q3) |                |           |
|                         | FY17 Q3                         | FY16 Q3          | % Change                                |              | This Year                                    | Last Year      | % Change  |
|                         | 1,276,659                       | 1,452,895        | -12.1%                                  |              | 761,671                                      | 832,327        | -8%       |
| Highway 17 Express      | 67,532                          | 80,663           | -16.3%                                  | Cabrillo     | 79,979                                       | N/A            | N/A       |
| <b>System Total</b>     | <b>1,344,191</b>                | <b>1,533,558</b> | <b>-12.3%</b>                           | <b>Total</b> | <b>841,650</b>                               | <b>832,327</b> | <b>1%</b> |



- THIS PAGE INTENTIONALLY LEFT BLANK -

**Quarterly Average Ridership by Route Report**

| January 1, 2017-March 31, 2017          |                                 | Average Weekday Ridership per Trip * |             |                 |                           |                | Average Weekend Ridership per Trip * |             |                 |                           |                |  |
|---|---------------------------------|--------------------------------------|-------------|-----------------|---------------------------|----------------|--------------------------------------|-------------|-----------------|---------------------------|----------------|--|
| Route                                   | Corridor                        | Riders                               | UCSC Riders | Cabrillo Riders | Discount Fares and Passes | Regular Passes | Riders                               | UCSC Riders | Cabrillo Riders | Discount Fares and Passes | Regular Passes |  |
| <b>UCSC</b>                             |                                 |                                      |             |                 |                           |                |                                      |             |                 |                           |                |  |
| 10                                      | UCSC via High St.               | 55                                   | 53          | 0               | 1                         | 0              | 58                                   | 54          | 0               | 1                         | 1              |  |
| 15                                      | UCSC via Laurel West            | 51                                   | 50          | 0               | 0                         | 0              |                                      |             |                 |                           |                |  |
| 16                                      | UCSC via Laurel East            | 58                                   | 55          | 0               | 0                         | 1              | 74                                   | 70          | 0               | 1                         | 1              |  |
| 16ST                                    | UCSC via Laurel East Supp.      |                                      |             |                 |                           |                | 83                                   | 79          | 0               | 1                         | 1              |  |
| 19                                      | UCSC via Lower Bay              | 51                                   | 48          | 0               | 1                         | 1              | 64                                   | 59          | 1               | 1                         | 1              |  |
| 20                                      | UCSC via West Side              | 47                                   | 41          | 1               | 1                         | 2              | 64                                   | 58          | 1               | 1                         | 1              |  |
| 20D                                     | UCSC via West Side Supp.        | 58                                   | 57          | 0               | 0                         | 0              |                                      |             |                 |                           |                |  |
| <b>Intercity</b>                        |                                 |                                      |             |                 |                           |                |                                      |             |                 |                           |                |  |
| 35/35A                                  | Santa Cruz/Scotts Valley/SLV    | 16                                   | 1           | 1               | 3                         | 5              | 19                                   | 1           | 1               | 3                         | 4              |  |
| 69A                                     | Capitola Road/Watsonville       | 26                                   | 2           | 2               | 4                         | 5              | 24                                   | 3           | 1               | 4                         | 3              |  |
| 69W                                     | Cap. Road/Cabrillo/Watsonville  | 29                                   | 3           | 6               | 4                         | 5              | 27                                   | 4           | 2               | 4                         | 1              |  |
| 71                                      | Santa Cruz to Watsonville       | 29                                   | 2           | 5               | 4                         | 5              | 28                                   | 2           | 2               | 4                         | 0              |  |
| 91X                                     | Santa Cruz/Watsonville Express  | 30                                   | 2           | 14              | 3                         | 4              |                                      |             |                 |                           |                |  |
| <b>Rural</b>                            |                                 |                                      |             |                 |                           |                |                                      |             |                 |                           |                |  |
| 33                                      | Lompico SLV/Felton Faire        | 7                                    | 0           | 0               | 0                         | 3              |                                      |             |                 |                           |                |  |
| 34                                      | South Felton                    | 1                                    | 0           | 0               | 0                         | 0              |                                      |             |                 |                           |                |  |
| 40                                      | Davenport/North Coast           | 21                                   | 1           | 0               | 1                         | 11             |                                      |             |                 |                           |                |  |
| 41                                      | Bonny Doon                      | 9                                    | 0           | 1               | 0                         | 3              |                                      |             |                 |                           |                |  |
| 42                                      | Davenport/Bonny Doon            | 14                                   | 3           | 0               | 1                         | 4              | 10                                   | 2           | 1               | 1                         | 4              |  |
| <b>Local</b>                            |                                 |                                      |             |                 |                           |                |                                      |             |                 |                           |                |  |
| 3                                       | Mission/Beach                   | 12                                   | 3           | 1               | 3                         | 2              | 10                                   | 4           | 1               | 2                         | 1              |  |
| 4                                       | Harvey West/Emeline             | 19                                   | 2           | 1               | 3                         | 4              |                                      |             |                 |                           |                |  |
| 55                                      | Rio Del Mar                     | 14                                   | 0           | 6               | 2                         | 2              | 7                                    | 0           | 1               | 2                         | 1              |  |
| 66                                      | Live Oak via 17th               | 15                                   | 2           | 1               | 3                         | 2              | 13                                   | 2           | 1               | 3                         | 2              |  |
| 68                                      | Like Oak via Broadway/Portola   | 13                                   | 3           | 1               | 2                         | 3              | 11                                   | 2           | 0               | 2                         | 1              |  |
| 72                                      | Watsonville Hospital/Pinto Lake | 12                                   | 0           | 1               | 2                         | 2              | 25                                   | 0           | 0               | 2                         | 1              |  |
| 74S                                     | PVHS/Watsonville Hospital       | 13                                   | 0           | 1               | 1                         | 3              |                                      |             |                 |                           |                |  |
| 75                                      | Green Valley Road               | 16                                   | 0           | 1               | 3                         | 2              | 13                                   | 0           | 0               | 2                         | 1              |  |
| 79                                      | Pajaro/East Lake                | 7                                    | 0           | 0               | 2                         | 1              | 4                                    | 0           | 0               | 1                         | 1              |  |
| <b>Highway 17</b>                       |                                 |                                      |             |                 |                           |                |                                      |             |                 |                           |                |  |
| Hwy 17                                  | Hwy 17 Express                  | 31                                   | -           | -               | 0                         | 11             | 19                                   | -           | -               | 0                         | 1              |  |
| <b>System-wide Avg. Riders per Trip</b> |                                 | <b>25</b>                            | <b>13</b>   | <b>2</b>        | <b>2</b>                  | <b>3</b>       | <b>31</b>                            | <b>19</b>   | <b>1</b>        | <b>2</b>                  | <b>1</b>       |  |

\* These weekday and weekend ridership averages are based upon scheduled trips rather than actual trips.

|                      |
|----------------------|
| 9 Weeks of SJSU      |
| 10 Weeks of Cabrillo |
| 10 Weeks of UCSC     |

- THIS PAGE INTENTIONALLY LEFT BLANK -



**DATE:** May 19, 2017  
**TO:** Board of Directors  
**FROM:** Thomas Hiltner, Grants/Legislative Analyst  
**SUBJECT: ACCEPT AND FILE QUARTERLY STATUS REPORT OF ACTIVE GRANTS, GRANT APPLICATIONS AND OPPORTUNITIES FOR JANUARY - MARCH 2017**

## **I. RECOMMENDED ACTION**

**That the Board receive and file the quarterly report on grants and applications. This is for information only. No action is required**

## **II. SUMMARY**

- Numerous grant solicitations opened in the last quarter, offering good opportunities for METRO competitive grant proposals.
- Previously awarded grants for paratransit van replacements, infrastructure improvements electric buses for Watsonville and Highway 17 are underway.
- METRO has grant applications totaling \$35,241,367 in operating and capital assistance.
- A list of METRO's applications (Attachment A), active grants (Attachment B) and a grant-funding outlook (Attachment C) are provided quarterly in order to apprise the Board of the status of grants funding.
- No action is required; this report is for information only.

## **III. DISCUSSION/BACKGROUND**

During the quarter, local, state and federal agencies published numerous new grant solicitations. While two solicitations were for annual federal formula funding, most of the solicitations were for competitive programs offering good opportunities to fund METRO's capital improvement program. Significantly, the FTA recently published a funding opportunity notice for the Low and No Emission Bus program, and METRO staff will submit a proposal to replace 10 of its 19-year-old diesels with battery-electric buses. Staff has programmed bus replacements and mid-life overhauls for the current round of project proposals, and grant awards for these projects would enable METRO to make progress on its backlog of 61 bus replacements.

Significant grant-funded projects awarded last year are underway. METRO is in the procurement phase to purchase ParaCruz vans and electric buses for both the Watsonville circulator and the Highway 17 Express. Fleet Maintenance has ordered 11 non-revenue replacement vehicles.

METRO's current grant applications seek \$35,241,367 in financial assistance for the capital and operating budgets.

This staff report appraises the Board of grant applications in progress (Attachment A), the awarded grants which fund METRO's operations and capital improvements (Attachment B) and foreseeable opportunities for new grant solicitations (Attachment C) based upon cyclical funding and pending legislation which may produce new grant programs.

#### **IV. FINANCIAL CONSIDERATIONS/IMPACT**

Current grant applications (Attachment A) request \$35,241,367 for new projects. When new grants are awarded, staff will request amendments to the operating and capital budgets as needed.

METRO has \$8,265,840 remaining from previously awarded grants totaling \$27,241,142.

#### **V. ALTERNATIVES CONSIDERED**

This is for information only and there are no alternatives to consider.

#### **VI. ATTACHMENTS**

**Attachment A:** Grant Applications as of May 2017


**Attachment B:** Active Grants as of May 2017

**Attachment C:** Future Grant Opportunities as seen in May 2017

Prepared By: Thomas Hiltner, Grants/Legislative Analyst

**VII. APPROVALS:**


Barrow Emerson, Planning  
and Development Manager

  
\_\_\_\_\_

Approved as to fiscal impact:  
Angela Aitken, Finance Manager

  
\_\_\_\_\_

Alex Clifford, CEO/General Manager

  
\_\_\_\_\_

- THIS PAGE INTENTIONALLY LEFT BLANK -



# Attachment A

## Santa Cruz METRO Grant Applications May 2017

| # | Project Description  | Grant Funding Source  | \$ Project Total | \$ Grant     | Local Match/ Source                | Project Status  |
|---|--|---|------------------|--------------|------------------------------------|---|
| 1 | 16 40' CNG replacement buses.                                  | FTA FY17 \$5339(b) Bus and Bus Facilities Competitive Program<br>Application: TBD<br>Award: TBD | \$ 9,895,200     | \$ 7,322,448 | \$ 2,572,752                       | Application in progress.  |
| 2 | 5 Midlife Bus Overhauls @ \$40k ea.                            | FY17 Caltrans 5339 Rural Discretionary Grant<br>Application: 5/10/17<br>Award: 9/30/17          | \$ 200,000       | \$ 160,000   | Alt Fuel Tax STA/STIC<br>\$ 40,000 | Funding opportunity announced 4/17/17.  |
| 3 | 10 Electric 40' replacement buses                              | FTA FY17 \$5339(c) LoNo<br>Application: 6/26/17<br>Award: 9/15/17                               | \$ 9,669,551     | \$ 8,219,118 | Toll Credits<br>\$ 1,450,433       | Application in progress.  |
| 4 | 3 Electric replacement buses for Highway 17 Express            | FTA FY16 \$5339(c) LoNo<br>Expiration: none   | \$ 4,936,512     | \$ 3,810,348 | Toll Credits<br>\$ 1,126,164       | Pre-Award authorized as of 7/26/16.<br>Project kick-off w/CTE, BYD, Momentum 1/26/17. \$ Grant Balance 2/7/17 |
| 5 | Highway 17 operating/capital for Bay area rail feeder service. | FY18 BAAQMD<br>Application: 6/23/17<br>Award: 9/19/17   | TBD              | TBD          | TBD                                | AB2766 in Bay Area can pay portion of METRO's Highway 17 operating or Capital costs.                          |

# Attachment A

## Santa Cruz METRO Grant Applications May 2017

| # | Project Description  | Grant Funding Source  | \$ Project Total | \$ Grant     | Local Match/ Source            | Project Status  |
|---|--|---|------------------|--------------|--------------------------------|---|
| 6 | Power Wall, Solar charger, Watsonville circulator E-infrastructure | Monterey Bay Air District FY18 AB 2766 Application: 6/23/17 Award: 9/20/17                                    | TBD              | \$ 200,000   | None                           | Solicitation opened 4/8/17  |
| 7 | FY17 Rural area operating assistance                               | FY17 FTA 5311 Rural Operating Assistance Formula administered by Caltrans Application: 5/24/17 Award: 9/30/17 | \$ 308,188       | \$ 170,428   | \$ 137,760                     | Solicitation released 4/17/17 for both FY17 and FY18.             |
| 8 | FY18 Rural area operating assistance                               | FY18 FTA 5311 Rural Operating Assistance Formula administered by Caltrans Application: 5/24/17 Award: 9/30/17 | \$ 315,228       | \$ 174,321   | Sales Tax \$ 140,907           | Solicitation released 4/17/17 for both FY17 and FY18.             |
| 9 | FY18 fixed-route and paratransit operating assistance program.     | FY18 SCCRTC TDA-LTF formula allocation Application: 4/1/17 Award: 6/30/17                                     | \$ 13,535,866    | \$ 6,767,933 | Sales Tax Operating Assistance | SCCRTC project approval to be considered @ 5/4/17 SCCRTC meeting. |

# Attachment A

## Santa Cruz METRO Grant Applications May 2017

| #  | Project Description  | Grant Funding Source   | \$ Project Total | \$ Grant     | Local Match/ Source                  | Project Status   |
|----|--|--|------------------|--------------|--------------------------------------|--|
| 10 | FY18 fixed-route and paratransit operating and capital assistance program. | FY18 SCCRTC TDA-STA formula allocation<br>Application: 4/1/17<br>Award: 6/30/17                          | \$ 1,875,277     | \$ 1,875,277 | Operating/Cap Assistance<br><br>None | SCCRTC project approval to be considered @ 5/4/17 SCCRTC meeting.  |
| 11 | Operating assistance foreexpanded ParaCruz service .                       | FY17 FTA 5310<br><i>expanded</i><br>Application: 3/1/17<br>Award: 6/30/17                                | \$ 49,698        | \$ 49,698    | \$ -<br><br>[toll credits]           | Submitted 3/1/17   |
| 12 | Purchase Electric Bus to serve Watsonville                                 | FY17 - FY20 Low Carbon Transit Operations Program Formula funds<br>Application: 3/30/17<br>Award: 6/1/17 | \$ 1,000,000     | \$ 243,290   | \$ -                                 | Roll-forward FY17 Low Carbon Transit Operations Program Formula funds to accrue \$1 million by FY20 for e-Bus. |
| 13 | FY17 Urbanized Area transit operating and capital assistance               | FY17 FTA 5307<br>Urbanized Area Operating Assistance Formula<br>Application: 1/19/20<br>Award: + 90 days | \$ 7,399,028     | \$ 3,699,514 | FY17-FY20 Allocation<br>NA; [HVIP]   | 7/12s apportionment published 1/19/17.   |
|    |  |  |                  |              | \$ 3,699,514                         | Sales Tax  |

# Attachment A

## Santa Cruz METRO Grant Applications May 2017

| #  | Project Description  | Grant Funding Source  | \$ Project Total | \$ Grant   | Local Match/ Source                    | Project Status   |
|----|--|---|------------------|------------|--|--|
| 14 | Comprehensive Security and Surveillance to purchase CCTV, lighting, fences at all METRO facilities | FY17 Proposition 1B California Transit Security Program(CTSGP) Fixed Formula to METRO Application: 6/30/2017 Award: 9/30/2017<br><i>[Program Expires 3/30/2019]</i> | \$ 352,404       | \$ 352,404 | \$ -                                   | This is the final installment from the Prop 1B CTSGP of 2006.            |
| 15 | 12 ParaCruz Vans; Facilities Improvements  | FTA FY15/FY16 5339(a) Bus and Bus Facilities Formula Program Application: 6/30/2020 Award: +90 days   | \$ 816,000       | \$ 816,000 | None                                   | Application in FTA review: #1675-2017-02.                                |
| 16 | Facilities Improvements  | FTA FY15/FY16 5339(a) Bus and Bus Facilities Formula Program Application: 6/30/2020 Award: +90 days   | \$ 73,380        | \$ 73,380  | Toll Credit                            | Application in FTA review: #1675-2017-02.                                |
| 17 | Vouchers for 3 Lo No electric buses  | CARB Heavy-duty zero-emission Vehicle Incentive Program (HVIP) Application: Continuous  | \$ 3,046,162     | \$ 303,000 | Toll Credit / Reserves<br>\$ 2,743,162 | Draft Voucher request is to be submitted by vendor when METRO issues PO. |

**12-04A.4**

# Attachment A

## Santa Cruz METRO Grant Applications May 2017

| #  | Project Description                        | Grant Funding Source   | \$ Project Total | \$ Grant   | Local Match/ Source                                | Project Status   |
|----|--|--|------------------|------------|--|--|
| 18 | Voucher for LCTOP electric bus             | CARB Heavy-duty zero-emission Vehicle Incentive Program (HVIP) Application: Continuous | \$ 1,067,795     | \$ 101,000 | \$ 966,795   | Draft Voucher request is to be submitted by vendor when METRO issues PO.           |
| 19 | Exhaust Evacuation System                  | FY14 FTA 5339 Formula Allocation Application: 11/30/16 Award: 5/28/17                  | \$ 8,000         | \$ 6,400   | PTMISEA [\$256,216]; LCTOP [\$709,292]<br>\$ 1,600 | Pre-award spending authority date: 3/10/14. Grant 1675-2017-01 in TRAMS 11/23/16.  |
| 20 | Propane Mule                               | FY14 FTA 5339 Formula Allocation Application: 11/30/16 Award: 5/28/17                  | \$ 58,253        | \$ 46,602  | STA<br>\$ 11,651                                   | Pre-award spending authority date: 3/10/14. Grant 1675-2017-01 in TRAMS 11/23/16.  |
| 21 | Bus Mid-Life Overhaul, 7 @ \$39,513.70 ea. | FY14 FTA 5339 Formula Allocation Application: 11/30/16 Award: 5/28/17                  | \$ 276,596       | \$ 221,277 | STA<br>\$ 55,319                                   | Pre-award spending authority date: 3/10/14. Grant 1675-2017-01 in TRAMS 11/23/16.  |
| 22 | Bucket truck                               | FY14 FTA 5339 Formula Allocation Application: 11/30/16 Award: 5/28/17                  | \$ 94,148        | \$ 75,318  | STA<br>\$ 18,830                                   | Pre-award spending authority date: 3/10/14. Grant 1675-2017-01 submitted 11/23/16. |

# Attachment A

## Santa Cruz METRO Grant Applications May 2017

| #  | Project Description   | Grant Funding Source  | \$ Project Total | \$ Grant      | Local Match/ Source  | Project Status   |
|----|---|---|------------------|---------------|----------------------|--|
| 23 | Bus Repaint, 36 @ 3,628.10 ea.  | FY14 FTA 5339 Formula Allocation<br>Application: 11/30/16<br>Award: 5/28/17                               | \$ 131,834       | \$ 105,467    | \$ 26,367<br><br>STA | Pre-award spending authority date: 3/10/14. Grant 1675-2017-01 submitted 11/23/16. |
| 24 | Relocate Mechanics Sink   | FY14 FTA 5339 Formula Allocation<br>Application: 11/30/16<br>Award: 5/28/17                               | \$ 9,548         | \$ 7,638      | \$ 1,910<br><br>STA  | Pre-award spending authority date: 3/10/14. Grant 1675-2017-01 submitted 11/23/16. |
| 25 | Comprehensive Security and Surveillance CCTV, Lighting, fences, generators at any | FY16 CA Transit Security Grant Program (CTSGP) funds from Cal-OES<br>Application: 1/15/16<br>Award: July? | \$ 440,505       | \$ 440,505    | \$ -<br><br>None     | Application complete. Needs 2017 bond sale to make advance payment.                |
|    |   | Total   | \$ 55,559,173    | \$ 35,241,367 |                      |  |

Santa Cruz METRO  
Active Grants May 2017

Attachment B

| # | Project Description  | Funding Source   | \$ Grant   | Local Match Source | Project Total | \$ Grant Balance | Local Match Balance | Project Balance | Project Status/ Legislation   |
|---|--|--|------------|--------------------|---------------|------------------|---------------------|-----------------|---|
| 1 | FY16 Rural area operating assistance   | FY16 FTA 5311 Rural Operating Assistance Formula administered by Caltrans<br>Expiration: 12/31/17    | \$ 305,132 | \$ 168,738         | \$ 136,394    | \$ 305,132       | \$ 168,738          | \$ 136,394      | Grant Contract executed 4/20/17. Ready for reimbursement.   |
| 2 | 1 CNG Bus  | SCCRTC FY17 Surface Transportation Block Grant program<br>Obligate funds: 6/1/18<br>Expiration: none | \$ 500,000 | \$ 70,000          | \$ 570,000    | \$ 500,000       | \$ 70,000           | \$ 570,000      | SCCRTC start notice on 9/1/16. NFI Excelsior selected. \$ Grant Balance 5/1/17                          |
| 3 | Battery-electric bus for Watsonville Disadvantaged Community and new downtown circulator service | FY16 Cap & Trade Low Carbon Transit Operations Program Formula<br>Expires: 6/13/19                   | \$ 709,292 | \$ 357,216         | \$ 1,066,508  | \$ 709,292       | \$ 357,216          | \$ 1,066,508    | Award: 6/13/16. Advance payment received. BYD options available in Clemson, SC. \$ Grant Balance 5/1/17 |

12-04B.1

Santa Cruz METRO  
Active Grants May 2017

Attachment B

| # | Project Description   | Funding Source   | \$ Grant   | Local Match Source | Project Total | \$ Grant Balance | Local Match Balance | Project Balance | Project Status/ Legislation   |
|---|---|--|------------|--------------------|---------------|------------------|---------------------|-----------------|---|
| 4 | Comprehensive Security and Surveillance: CCTV, Lighting, fences, generators at any facility | FY13 Prop 1B California Transit Security Grant Program (CTSGP) from Cal-OES Expires 3/31/18  | \$ 440,505 | \$ -               | \$ 440,505    | \$ 158,216       | \$ -                | \$ 158,216      | Cal-OES granted a project deadline extension until 3/31/18. Bowman Williams designing emergency generator pads. \$ Grant Balance 5/1/17 |
| 5 | Comprehensive Security and Surveillance: CCTV, Lighting, fences, generators at any facility | FY14 Prop 1B California Transit Security Grant Program (CTSGP) from Cal-OES Expires 3/31/18. | \$ 440,505 | \$ -               | \$ 369,468    | \$ 393,699       | \$ -                | \$ 393,699      | Received advance payment in full on 10/2015 and project is active. \$ Grant Balance 5/1/17  |
| 6 | Comprehensive Security and Surveillance: CCTV, Lighting, fences, generators at any facility | FY15 Prop 1B California Transit Security Grant Program (CTSGP) from Cal-OES Expires 3/31/18  | \$ 440,505 | \$ -               | \$ 440,505    | \$ 440,505       | \$ -                | \$ 440,505      | Received advance payment in full on 10/2015 and project is active. \$ Grant Balance 5/1/17  |

12-04B.2



Santa Cruz METRO  
Active Grants May 2017

Attachment B

| # | Project Description                                       | Funding Source   | \$ Grant      | Local Match Source | Project Total | \$ Grant Balance | Local Match Balance | Project Balance | Project Status/ Legislation  |
|---|---|--|---------------|--------------------|---------------|------------------|---------------------|-----------------|--|
| 7 | MetroBase: Judy K. Souza Operations Facility construction | Proposition 1B State and Local Partnership Program (SLPP) California Transportation Commission Expires: 2/28/17            | \$ 5,812,000  | \$ 5,812,000       | \$ 11,624,000 | \$ -             | \$ -                | \$ -            | All SLPP grant funds have been spent. \$ Grant Balance 5/1/17  |
| 8 | MetroBase development, Judy K. Souza Operations Facility  | FY10 - 13, FY15 Public Transportation Modernization, Infrastructure and Service Enhancement Act (PTMISEA) Expires: 6/30/20 | \$ 13,421,394 | \$ -               | \$ 13,421,394 | \$ 1,411,247     | \$ -                | \$ 1,411,247    | FY15 PTMISEA transfer added \$1,411,247 on 10/23/16. \$ Grant Balance 1/17/17                                |
| 9 | Pacific Station right-of-way acquisition and Construction | FY15 Public Transportation Modernization, Infrastructure and Service Enhancement Act                                       | \$ 3,576,333  | \$ -               | \$ 3,576,333  | \$ 3,576,333     | \$ -                | \$ 3,576,333    | Corrective Action Plans approved 10/19/16: MetroBase (\$1,411,247); Rolling Stock and Facilities Improvement |

12-04B.3

Santa Cruz METRO  
Active Grants May 2017

Attachment B

| #  | Project Description   | Funding Source   | \$ Grant   | Local Match Source     | Project Total | \$ Grant Balance | Local Match Balance   | Project Balance | Project Status/ Legislation   |
|----|---|--|------------|------------------------|---------------|------------------|-----------------------|-----------------|---|
| 10 | Pacific Station expansion and renovation architectural services | FY06 FTA 5309<br>CA-04-0021<br>No Expiration                                   | \$ 396,000 | \$ 99,000              | \$ 495,000    | \$ 88,211        | \$ 22,053             | \$ 110,264      | Produce SCCEHS Work Plan by 6/30/17. Consider design options contract. Expend funds by 9/30/17. \$Grant Balance as of 5/1/17. Draw Funds. |
| 11 | Pacific Station expansion and renovation architectural services | FY08 FTA 5309<br>CA-04-0102<br>No Expiration                                   | \$ 490,000 | Reserves<br>\$ 122,500 | \$ 612,500    | \$ 67,245        | Reserves<br>\$ 16,811 | \$ 84,056       | Produce SCCEHS Work Plan by 6/30/17. Consider design options contract. Expend funds by 9/30/17. \$Grant Balance as of 5/1/17. Draw Funds. |
| 12 | ParaCruz Van Replacements                                       | SCCRTC<br>Surface Transportation Improvement Program (STIP)<br>Expires 2/21/18 | \$ 345,000 | Reserves<br>\$ 86,000  | \$ 431,000    | \$ 251,484       | Reserves<br>\$ 86,000 | \$ 337,484      | Procurement contracted 4 ParaCruz vehicles. Two have been accepted and paid. Two vans on order. \$ Balance as of 5/1/17.                  |

12-04B.4

Santa Cruz METRO  
Active Grants May 2017

Attachment B

| #  | Project Description   | Funding Source  | \$ Grant   | Local Match Source               | Project Total | \$ Grant Balance | Local Match Balance | Project Balance | Project Status/ Legislation  |
|----|---|---|------------|----------------------------------|---------------|------------------|---------------------|-----------------|--|
| 13 | Purchase One ParaCruz Expansion Van for Elderly/Disabled program beyond ADA requirements. | FY15 Caltrans FTA 5310 Elderly & Handicapped mobility program Expires: 3/1/26 | \$ 63,000  | \$ -                             | \$ 63,000     | \$ 63,000        | \$ -                | \$ 63,000       | Grant contract executed w/Caltrans 3/15/16. Specs for Ford Transit to procure from the State bid list. \$ Grant Balance as of 5/1/17 |
| 14 | Non-Revenue Vehicles.   | FY13 Caltrans 5339 Formula Allocation Expires: 7/29/18                        | \$ 171,023 | Toll Credits<br>\$ 42,756<br>STA | \$ 213,779    | \$ 171,023       | \$ 42,756           | \$ 213,779      | Grant contract SA 64GC17-00352 approved 10/21/16. \$ Grant Balance 5/1/17  |
| 15 | Repaint 20 Buses  | FY13 Caltrans 5339 Formula Allocation Expires: 7/29/18                        | \$ 58,453  | \$ 14,613<br>STA                 | \$ 73,066     | \$ 58,453        | \$ 14,613           | \$ 73,066       | Grant contract SA 64GC17-00352 approved 10/21/16. Contract with Classic Graphics. \$ Grant Balance 5/1/17                            |
| 16 | Repair Pacific Station Roof   | FY13 Caltrans 5339 Formula Allocation Expires: 7/29/18                        | \$ 12,000  | \$ 3,000<br>Reserves             | \$ 15,000     | \$ 12,000        | \$ 3,000            | \$ 15,000       | Grant contract SA 64GC17-00352 approved 10/21/16. \$ Grant Balance 5/1/17  |

12-04B.5

Santa Cruz METRO  
Active Grants May 2017

Attachment B

| #  | Project Description  | Funding Source   | \$ Grant      | Local Match Source | Project Total | \$ Grant Balance | Local Match Balance | Project Balance | Project Status/ Legislation   |
|----|--|--|---------------|--------------------|---------------|------------------|---------------------|-----------------|---|
| 17 | Resurface Scotts Valley, Vernon, Soquel P&R Lots   | FY13 Caltrans 5339 Formula Allocation Expires: 7/29/18                             | \$ 60,000     | \$ 15,000          | \$ 75,000     | \$ 60,000        | \$ 15,000           | \$ 75,000       | Grant contract SA 64GC17-00352 approved 10/21/16. \$ Grant Balance 5/1/17   |
| 18 | Collaborate with MST, Caltrans, CHP to study bus operations on state highway shoulders to give travel time advantage to transit. | AMBAGFY16 FHWA Planning Funds Bus on Shoulder Feasibility Study Expires: 6/30/2018 | \$ -          | \$ 9,079           | \$ 9,079      | \$ -             | \$ 9,079            | \$ 9,079        | MST contract w/CDM Smith on 10/1. Project kick-off held. MST administers grant and will invoice local share from METRO. \$ Grant Balance 5/1/17 |
|    |  | Total  | \$ 27,241,142 | \$ 6,799,902       | \$ 33,632,531 | \$ 8,265,840     | \$ 805,266          | \$ 8,733,630    |   |

# Attachment C

## Santa Cruz METRO Future Grant Opportunities as seen May 2017

| # | Proposed Project  | Funding Source   | \$ Grant Request                | Local Match Amount/Source | Project Status/ Legislation  | Stakeholders / Supporters  |
|---|---|--|---------------------------------|---------------------------|--|--|
| 1 | Research Grant Opportunities  | All  | TBD                             | TBD                       | ZEBs; ZEB infrastructure;AVL; Utility Rate offset<br>Toll Credit                         | BOD; Finance; CEO  |
| 2 | Electric Buses for AMTRAK Bus Feeder network from Santa Cruz to San Jose                      | FY18 Transit & Intercity Rail Capital Program (TIRCP)<br>Application: 4/5/2018   | \$ 8,000,000                    | \$ -                      |  | SCCRTC; TAMC; MST; Caltrans; AMBAG; MBUAPCD; CARB  |
| 3 | Discounts for electric bus purchase   | CARB Heavy-duty zero-emission Vehicle Incentive Program (HVIP)<br>Application: Continuous  | ~\$100,000 per new electric bus | None                      | Solicitation is open. Requires committed funds for bus purchase.                         | SCCRTC; AMBAG; Legislative Coalition   |
| 4 | Affordable housing, Pacific Station or Watsonville; Expanded transit service w/electric buses | Cap & Trade: Affordable Housing and Sustainable Communities Program (AHSC);<br>\$150 Million Statewide Proposal:Jan '18<br>Application:Jun '18 | \$1,000,000 - \$8,000,000       | None                      | Form partnership w/affordable housing non-profit. Requires new/expanded transit service. | Watsonville City Council; Santa Cruz Economic Development Department; Chamber of Commerce; Planning, Public Works; Jimmy Dutra; METRO BOD; AMBAG; RTC; County Economic Development |
| 5 | FY18 Urbanized Area transit operating assistance  | FY18 FTA 5307 Urbanized Area Operating Assistance Forumula<br>Application: 2/28/18   | ~\$6,200,000                    | None<br>~6,200,000        | Submit when FY18 apportionment is known.   | BOD;Finance; CEO   |
|   |   |  |                                 | Sales Tax                 |  |  |

# Attachment C

## Santa Cruz METRO Future Grant Opportunities as seen May 2017

| # | Proposed Project   | Funding Source   | \$ Grant Request          | Local Match Amount/Source                       | Project Status/ Legislation  | Stakeholders / Supporters  |
|---|--|--|---------------------------|---|--|--|
| 6 | Purchase electric buses and associated charging infrastructure for revenue service.    | California Energy Commission's Alternative and Renewable Fuel and Vehicle Technology Program<br>Application: 4/30/17 | \$2,000,000 - \$5,000,000 | Unknown   | Monitor  | MBUAPCD; AMBAG; SCCRTC; CTA; ResourceConservation District of Santa Cruz County; CARB; Santa Cruz County Public Works; Legislative Coalition |
| 7 | Purchase electric bus 2020 and associated charging infrastructure for revenue service. | FY18 Low Carbon Transit Operations Program, \$?? Million Statewide<br>Application: 3/1/2018                          | \$ 500,000                | TBD   | METRO apportionment based upon statewide allocation of \$50 million. | SCCRTC; TAMC; MST; Caltrans; AMBAG; MBUAPCD; CARB  |
| 8 | Pacific Station renovation   | FY18 US DOT TIGER program<br>\$500 Million Nationwide<br>Pre-Proposal: 3/4/2018<br>Application: 6/5/2018             | \$ 12,000,000             | \$ 3,000,000<br><br>Reserves; Partnership; AHSC | Nationwide budget est. ~\$500 million                                | Santa Cruz Planning /Public Works; Downtown Business Association; Greyhound; Pacific Station Tenants; FTA; Chamber of Commerce               |

Santa Cruz METRO  
 Future Grant Opportunities as seen May 2017

| #  | Proposed Project   | Funding Source                                  | \$ Grant Request | Local Match Amount/Source    | Project Status/ Legislation                          | Stakeholders / Supporters |
|----|--|---|------------------|------------------------------|--|---------------------------|
| 9  | Bus Overhauls  | FY17 FTA §5339(a) formula                       | \$ 450,000       | \$ 90,000                    | Full-year FY17 apportionment has not been published. | BOD; Finance; SCCRTC      |
| 10 | FY19 fixed-route and paratransit operating assistance and capital improvement program. | FY19 SCCRTC TDA STA and LTF formula allocations | ~\$9,000,000     | Toll Credits<br>~\$9,000,000 | Operating/Capital Assistance                         | BOD; Finance; CEO         |
|    |  |   |                  | Sales Tax                    |  |                           |

- THIS PAGE INTENTIONALLY LEFT BLANK -





**DATE:** May 19, 2017  
**TO:** Board of Directors  
**FROM:** April Warnock, Paratransit Superintendent  
**SUBJECT: ACCEPT AND FILE THE METRO PARACRUZ OPERATIONS STATUS REPORT FOR JANUARY, FEBRUARY AND MARCH 2017**

**I. RECOMMENDED ACTION**

**That the Board of Directors accept and file the METRO ParaCruz Operations Status Report for January, February and March 2017.**

**II. SUMMARY OF ISSUES**

- Summary review of monthly operational statistics for ParaCruz.
- Summary of monthly operational information about ParaCruz.

**III. DISCUSSION/BACKGROUND**

Comparing December 2016 statistics to January 2017, ParaCruz rides increased by 74 rides.

Comparing January 2017 statistics to February 2017 ParaCruz rides increased by 108 rides.

Comparing February 2017 statistics to March 2017, rides increased by 1,141.

Comparing the monthly statistics of FY15-16 to the monthly statistics of FY16-17:

- In January the number of ParaCruz rides decreased by 76.
- In February the number of ParaCruz rides decreased by 1,217.
- In March the number of ParaCruz rides decreased by 340.

METRO ParaCruz is the federally mandated ADA complementary paratransit program of the Santa Cruz Metropolitan Transit District, providing shared ride, door-to-door demand-response transportation to customers certified as having disabilities that prevent them from independently using the fixed route bus.

**IV. ALTERNATIVES**

- Not applicable.

**V. COORDINATION**

This staff report has been coordinated with statistics provided by the Finance and Fleet Departments. Additional data was provided by the Eligibility Coordinator.

**VI. FINANCIAL CONSIDERATIONS**

There are no financial considerations for this report.

**VII. ATTACHMENTS**

- Attachment A:** ParaCruz On-time Performance Charts for January, February, and March 2017
- Attachment B:** Comparative Operating Statistics Tables for January, February, and March 2017
- Attachment C:** Number of Rides Comparison Chart
- Attachment D:** Shared vs. Total Rides Chart
- Attachment E:** Mileage Comparison Chart
- Attachment F:** Monthly Eligibility Assessment

Prepared by: April Warnock, Paratransit Superintendent

VIII. APPROVALS::

Approved as to fiscal impact:  
Angela Aitken, Finance Manager

Angela Aitken

Alex Clifford, CEO/General Manager

Angela Aitken for Alex Clifford

- THIS PAGE INTENTIONALLY LEFT BLANK -

# Attachment A

Board Meeting May 19, 2017

## ParaCruz On-time Performance Report

|  | <b>January 2016</b> | <b>January 2017</b> |
|--|---------------------|---------------------|
| Total pick ups   | 6,471               | 5,711               |
| <b>Percent in “ready window”</b>                           | <b>90.45%</b>       | <b>87.36%</b>       |
| 1 to 5 minutes late  | 4.02%               | 4.94%               |
| 6 to 10 minutes late                                       | 2.24%               | 3.19%               |
| 11 to 15 minutes late                                      | 1.31%               | 1.87%               |
| 16 to 20 minutes late                                      | .85%                | 1.17%               |
| 21 to 25 minutes late                                      | .54%                | .58%                |
| 26 to 30 minutes late                                      | .34%                | .32%                |
| 31 to 35 minutes late                                      | .12%                | .16%                |
| 36 to 40 minutes late                                      | .06%                | .23%                |
| 41 or more minutes late<br>(excessively late/missed trips) | .03%                | .19%                |
| <b>Total beyond “ready window”</b>                         | <b>9.52%</b>        | <b>12.64%</b>       |

During the month of January 2017, ParaCruz received seven (7) Customer Service Reports. Two (2) of the reports were valid complaints, five (5) were compliments.

|  | <b>February 2016</b> | <b>February 2017</b> |
|--|----------------------|----------------------|
| Total pick ups   | 7,108                | 5,891                |
| <b>Percent in “ready window”</b>                           | <b>89.15%</b>        | <b>82.18%</b>        |
| 1 to 5 minutes late  | 4.47%                | 6.11%                |
| 6 to 10 minutes late                                       | 2.87%                | 3.82%                |
| 11 to 15 minutes late                                      | 1.67%                | 2.60%                |
| 16 to 20 minutes late                                      | .66%                 | 1.80%                |
| 21 to 25 minutes late                                      | .51%                 | 1.24%                |
| 26 to 30 minutes late                                      | .27%                 | .88%                 |
| 31 to 35 minutes late                                      | .21%                 | .46%                 |
| 36 to 40 minutes late                                      | .14%                 | .32%                 |
| 41 or more minutes late<br>(excessively late/missed trips) | .04%                 | .59%                 |
| <b>Total beyond “ready window”</b>                         | <b>10.85%</b>        | <b>17.82%</b>        |

During the month of February 2017, ParaCruz received four (4) Customer Service Reports. One (1) of the reports was a valid complaint, one (1) was not verifiable, and one (1) was a compliment.

# Attachment A

Board Meeting May 19, 2017

|  | <b>March 2016</b> | <b>March 2017</b> |
|--|-------------------|-------------------|
| Total pick ups   | 7,372             | 7,032             |
| <b>Percent in “ready window”</b>                           | <b>87.09%</b>     | <b>82.04%</b>     |
| 1 to 5 minutes late  | 4.95%             | 6.30%             |
| 6 to 10 minutes late                                       | 3.00%             | 3.91%             |
| 11 to 15 minutes late                                      | 1.83%             | 2.84%             |
| 16 to 20 minutes late                                      | 1.29%             | 1.73%             |
| 21 to 25 minutes late                                      | .68%              | 1.19%             |
| 26 to 30 minutes late                                      | .47%              | .77%              |
| 31 to 35 minutes late                                      | .39%              | .48%              |
| 36 to 40 minutes late                                      | .23%              | .31%              |
| 41 or more minutes late<br>(excessively late/missed trips) | .07%              | .41%              |
| <b>Total beyond “ready window”</b>                         | <b>12.91%</b>     | <b>17.96%</b>     |

During the month of March 2017, ParaCruz received thirteen (13) Customer Service Reports. Four (4) of the reports were valid complaints, five (5) were not verifiable, and four (4) were compliments.

# Attachment B

Board Meeting May 19, 2017

## Comparative Operating Statistics through January 2017.

|   | <b>January 2016</b> | <b>January 2017</b> | <b>Fiscal 15-16</b> | <b>Fiscal 16-17</b> | <b>Performance Averages</b> | <b>Performance Goals</b>         |
|---|---------------------|---------------------|---------------------|---------------------|-----------------------------|----------------------------------|
| Requested                                 | 7,363               | 6,674               | 57,416              | 49,387              | 7,305                       |                                  |
| Performed                                 | 6,471               | 5,711               | 51,271              | 43,464              | 6,395                       |                                  |
| Cancels                                   | 22.68%              | 23.28%              | 21.18%              | 21.71%              | 22.10%                      |                                  |
| No Shows                                  | 3.08%               | 3.57%               | 3.19%               | 3.42%               | 3.32%                       | Less than 3%                     |
| Total miles                               | 53,246              | 47,024              | 410,154             | 356,462             | 51,886                      |                                  |
| Av trip miles                             | 5.85                | 5.99                | 5.79                | 6.04                | 5.91                        |                                  |
| Within ready window                       | 90.48%              | 87.36%              | 89.27%              | 85.59%              | 87.47%                      | 92.00% or better                 |
| Missed trips                              | 2                   | 11                  | 25                  | 105                 | 9.25                        | Zero (0)                         |
| Call center volume                        | 4,973               | 4,895               | 39,099              | 36,323              | N/A                         |                                  |
| Hold times less than 2 minutes            | 89.2%               | 93.2%               | 91.7%               | N/A                 | N/A                         | Greater than 90%                 |
| Distinct riders                           | 765                 | 703                 | 1,536               | 1,352               | 729                         |                                  |
| Most frequent rider                       | 56 rides            | 48 rides            | 266 rides           | 253 rides           | 51 rides                    |                                  |
| Shared rides                              | 59.1%               | 60.5%               | 62.7%               | 63.8%               | 62.46%                      | Greater than 60%                 |
| Passengers per rev hour                   | 1.83                | 1.86                | 1.90                | 1.87                | 1.88                        | Greater than 1.6 passengers/hour |
| Rides by supplemental providers           | 1.30%               | 2.77%               | 4.44%               | 6.81%               | 4.22%                       | No more than 25%                 |
| Vendor cost per ride                      | \$25.22             | \$24.78             | \$24.16             | \$23.70             | \$23.86                     |                                  |
| ParaCruz driver cost per ride (estimated) | \$25.77             | \$26.88             | \$25.46             | N/A                 | N/A                         |                                  |
| Rides < 10 miles                          | 66.09%              | 66.75%              | 65.74%              | 62.56%              | 65.36%                      |                                  |
| Rides > 10                                | 33.91%              | 33.25%              | 34.26%              | 37.44%              | 34.64%                      |                                  |
| Denied Rides                              | 0                   | 0                   | 0                   | 0                   | 0                           | Zero                             |
| Excess OB                                 | 0                   | 2                   | 0                   | 2                   | N/A                         | New Stat                         |

# Attachment B

Board Meeting May 19, 2017

## Comparative Operating Statistics through February 2017.

|   | <b>February 2016</b> | <b>February 2017</b> | <b>Fiscal 15-16</b> | <b>Fiscal 16-17</b> | <b>Performance Averages</b> | <b>Performance Goals</b>         |
|---|----------------------|----------------------|---------------------|---------------------|-----------------------------|----------------------------------|
| Requested                                 | 8,013                | 6,951                | 65,429              | 56,338              | 7,216                       |                                  |
| Performed                                 | 7,108                | 5,891                | 58,379              | 49,355              | 6,294                       |                                  |
| Cancel                                    | 21.12%               | 23.12%               | 21.17%              | 21.89%              | 22.27%                      |                                  |
| No Shows                                  | 2.73%                | 3.54%                | 3.14%               | 3.44%               | 3.39%                       | Less than 3%                     |
| Total miles                               | 55,930               | 49,416               | 466,083             | 405,878             | 51,344                      |                                  |
| Av trip miles                             | 5.67                 | 6.19                 | 5.78                | 6.06                | 5.96                        |                                  |
| Within ready window                       | 89.15%               | 82.18                | 89.26%              | 85.18%              | 86.89%                      | 92.00% or better                 |
| Missed trips                              | 3                    | 35                   | 28                  | 140                 | 11.92                       | Zero (0)                         |
| Call center volume                        | 5,140                | 5,006                | 44,239              | 41,329              | N/A                         |                                  |
| Hold times less than 2 minutes            | 94.0%                | 93.5%                | 92.0%               | N/A                 | N/A                         | Greater than 90%                 |
| Distinct riders                           | 766                  | 678                  | 1,611               | 1,589               | 721                         |                                  |
| Most frequent rider                       | 56 rides             | 52 rides             | 298 rides           | 281 rides           | 51 rides                    |                                  |
| Shared rides                              | 62.4%                | 64.0%                | 62.6%               | 63.6%               | 62.59%                      | Greater than 60%                 |
| Passengers per rev hour                   | 1.93                 | 1.86                 | 1.90                | 1.87                | 1.88                        | Greater than 1.6 passengers/hour |
| Rides by supplemental providers           | .80%                 | 3.27%                | 3.98%               | 6.34%               | 4.42%                       | No more than 25%                 |
| Vendor cost per ride                      | \$21.00              | \$22.43              | \$24.09             | \$23.84             | \$23.98                     |                                  |
| ParaCruz driver cost per ride (estimated) | \$24.68              | \$25.45              | \$25.33             | N/A                 | N/A                         |                                  |
| Rides < 10 miles                          | 66.24%               | 67.01%               | 65.80%              | 63.11%              | 65.42%                      |                                  |
| Rides > 10                                | 33.76%               | 32.99%               | 34.20%              | 36.89%              | 34.44%                      |                                  |
| Denied Rides                              | 0                    | 0                    | 0                   | 0                   | 0                           | Zero                             |
| Excess OB                                 | 0                    | 0                    | 0                   | 2                   | N/A                         | New Stat                         |



# Attachment B

Board Meeting May 19, 2017

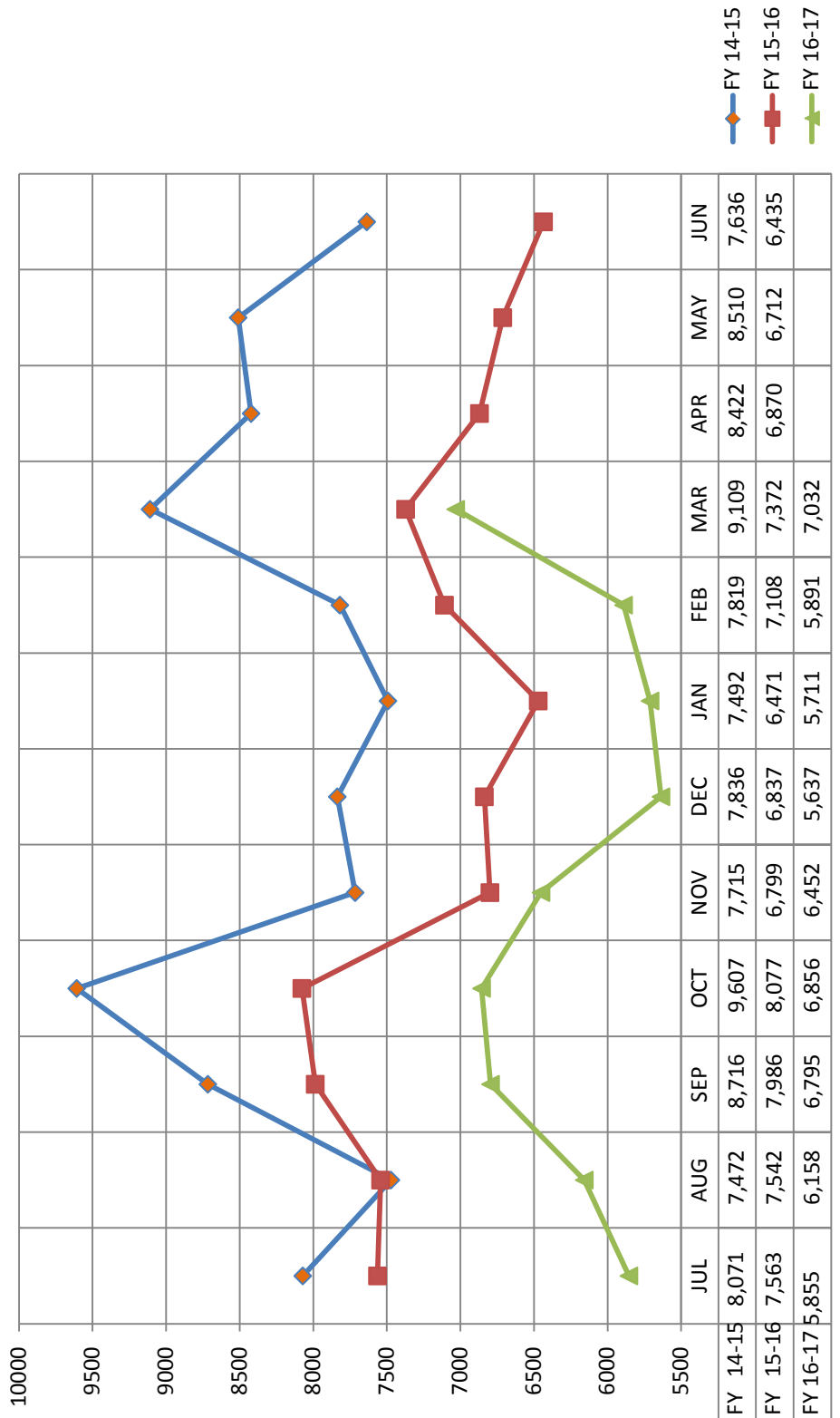
## Comparative Operating Statistics through March 2017.

|   | <b>March 2016</b> | <b>March 2017</b> | <b>Fiscal 15-16</b> | <b>Fiscal 15-16</b> | <b>Performance Averages</b> | <b>Performance Goals</b>         |
|---|-------------------|-------------------|---------------------|---------------------|-----------------------------|----------------------------------|
| Requested                                 | 8,511             | 7,934             | 73,940              | 64,272              | 7,169                       |                                  |
| Performed                                 | 7,372             | 7,032             | 65,751              | 56,387              | 6,294                       |                                  |
| Cancel                                    | 23.09%            | 21.02%            | 21.39%              | 21.78%              | 22.27%                      |                                  |
| No Shows                                  | 2.95%             | 3.57%             | 3.12%               | 3.45%               | 3.39%                       | Less than 3%                     |
| Total miles                               | 57,836            | 54,831            | 523,919             | 460,710             | 51,344                      |                                  |
| Av trip miles                             | 5.73              | 5.93              | 5.77                | 6.04                | 5.96                        |                                  |
| Within ready window                       | 87.09%            | 82.04             | 89.02%              | 84.79%              | 86.89%                      | 92.00% or better                 |
| Missed trips                              | 5                 | 29                | 33                  | 198                 | 11.92                       | Zero (0)                         |
| Call center volume                        | 5,271             | 5,181             | 49,510              | 46,510              | N/A                         |                                  |
| Hold times less than 2 minutes            | 96.3%             | 95.01             | 92.5%               | N/A                 | N/A                         | Greater than 90%                 |
| Distinct riders                           | 787               | 732               | 1,684               | 1,621               | 722                         |                                  |
| Most frequent rider                       | 65 rides          | 58 rides          | 343 rides           | 331 rides           | 51 rides                    |                                  |
| Shared rides                              | 64.6%             | 67.9%             | 62.9%               | 65.4%               | 62.59%                      | Greater than 60%                 |
| Passengers per rev hour                   | 1.97              | 1.87              | 1.91                | 1.88                | 1.88                        | Greater than 1.6 passengers/hour |
| Rides by supplemental providers           | 1.37%             | 5.08%             | 3.62%               | 6.20%               | 4.42%                       | No more than 25%                 |
| Vendor cost per ride                      | \$26.17           | \$25.41           | \$24.17             | \$23.97             | \$23.98                     |                                  |
| ParaCruz driver cost per ride (estimated) | N/A               | N/A               | N/A                 | N/A                 | N/A                         |                                  |
| Rides < 10 miles                          | 64.92%            | 66.07%            | 65.70%              | 69.69%              | 65.42%                      |                                  |
| Rides > 10 miles                          | 35.08%            | 33.93%            | 34.30%              | 30.31%              | 34.58%                      |                                  |
| Denied Rides                              | 0                 | 0                 | 0                   | 0                   | 0                           | Zero                             |
| Excess OB                                 | 0                 | 1                 | 0                   | 3                   | N/A                         | New Stat                         |

- THIS PAGE INTENTIONALLY LEFT BLANK -

# Attachment C

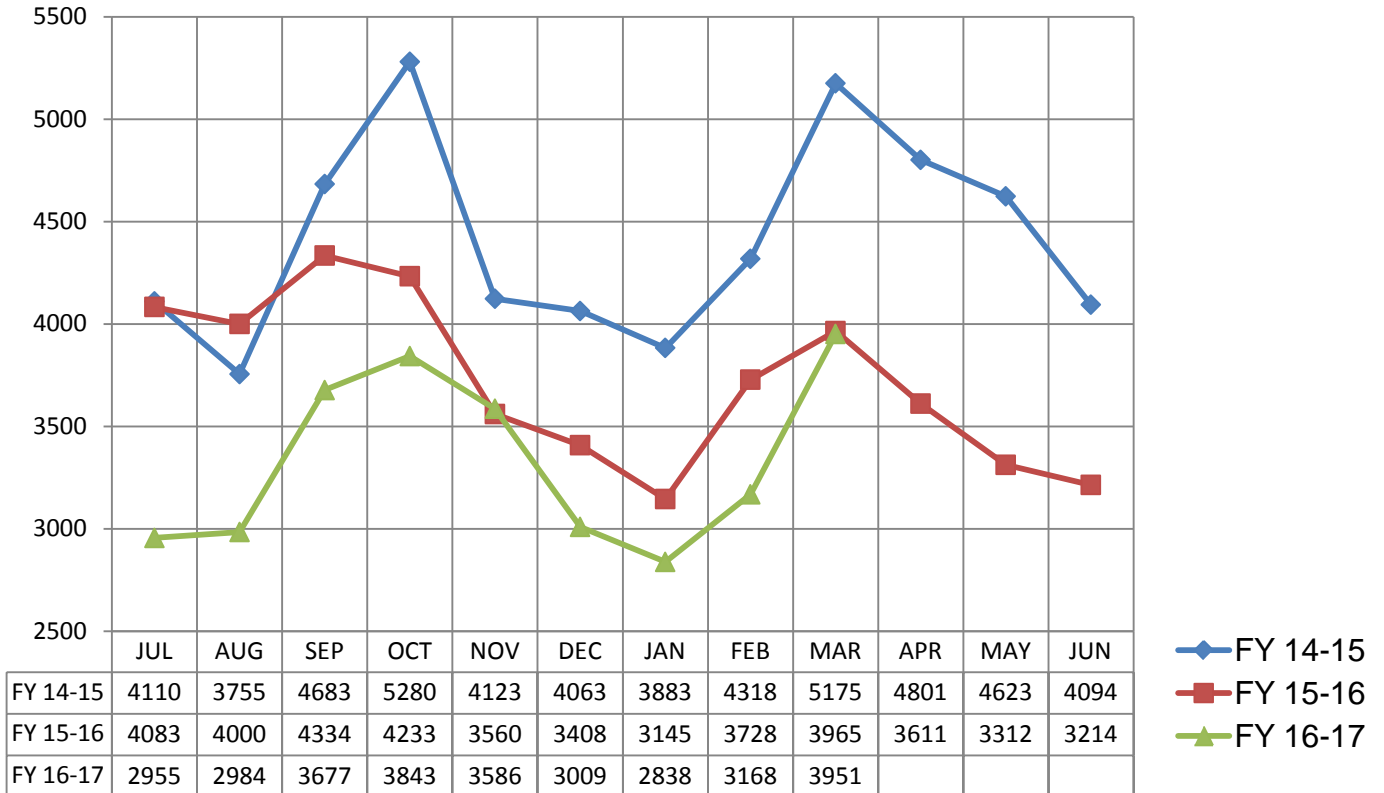
## Number of Rides Comparison



- THIS PAGE INTENTIONALLY LEFT BLANK -

# Attachment D

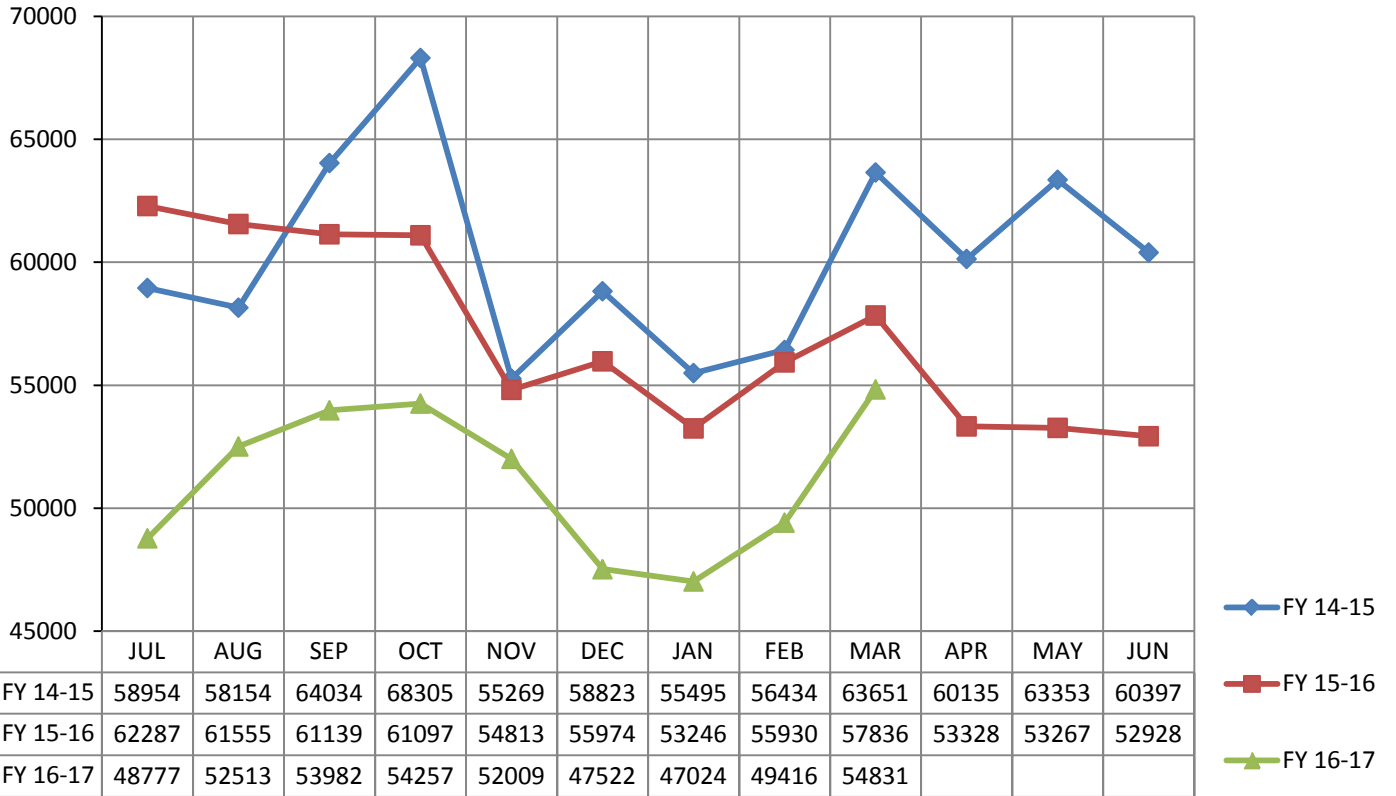
## Total Ride vs. Shared Ride Count



- THIS PAGE INTENTIONALLY LEFT BLANK -

# Attachment E

## Annual Miles Comparison



- THIS PAGE INTENTIONALLY LEFT BLANK -



# Attachment F

Board Meeting May 19, 2017

## Monthly Assessments

|                | UNRESTRICTED | RESTRICTED<br>CONDITIONAL | RESTRICTED<br>TRIP BY TRIP | TEMPORARY | DENIED | TOTAL |
|----------------|--------------|---------------------------|----------------------------|-----------|--------|-------|
| APRIL 2016     | 32           | 0                         | 2                          | 3         | 0      | 37    |
| MAY 2016       | 38           | 0                         | 1                          | 3         | 0      | 42    |
| JUNE 2016      | 37           | 1                         | 1                          | 5         | 1      | 45    |
| JULY 2016      | 43           | 1                         | 1                          | 4         | 2      | 51    |
| AUGUST 2016    | 40           | 2                         | 3                          | 6         | 0      | 51    |
| SEPTEMBER 2016 | 28           | 0                         | 1                          | 5         | 0      | 34    |
| OCTOBER 2016   | 53           | 0                         | 2                          | 2         | 0      | 57    |
| NOVEMBER 2016  | 24           | 0                         | 1                          | 3         | 0      | 28    |
| DECEMBER 2016  | 28           | 0                         | 0                          | 3         | 0      | 31    |
| JANUARY 2017   | 50           | 0                         | 1                          | 1         | 0      | 52    |
| FEBRUARY 2017  | 27           | 0                         | 0                          | 2         | 0      | 29    |
| MARCH 2017     | 50           | 0                         | 0                          | 1         | 0      | 51    |

Number of Eligible Riders for the month of January 2017 = 3,660  
Number of Eligible Riders for the month of February 2017 = 3,634  
Number of Eligible Riders for the month of March 2017 = 3,704

- THIS PAGE INTENTIONALLY LEFT BLANK -



**DATE:** May 19, 2017  
**TO:** Board of Directors  
**FROM:** Angela Aitken, Finance Manager  
**SUBJECT: ACCEPT AND FILE THE YEAR TO DATE MONTHLY FINANCIAL  
REPORT AS OF FEBRUARY 28, 2017**

**I. RECOMMENDED ACTION**

**That the Board of Directors accept and file the Year to Date Monthly  
Financial Report as of February 28, 2017.**

**II. SUMMARY OF ISSUES**

- An analysis of Santa Cruz Metropolitan Transit District's (METRO) financial status is prepared monthly in order to inform the Board of Directors regarding METRO's actual revenues and expenses in relation to the adopted operating and capital budgets for the fiscal year.
- This staff report is the web-accessible companion document to the attached PowerPoint presentation titled "Year to Date Monthly Financial Report as of February 28, 2017."
- Staff recommends that the Board of Directors accept and file the attached report.

**III. DISCUSSION/BACKGROUND**

Below are the written explanations of the various charts and graphs in the attached Year to Date Monthly Financial Report as of February 28, 2017. The fiscal year has elapsed 67%.

Slide 1

(Cover) Year to Date Monthly Financial Report as of February 28, 2017

Slide 2

FY17 Operating Revenue and Expenses for the Month Ending February 28, 2017

- Operating Revenues for the month are unfavorable by \$207K
- Operating Expenses
  - Labor Regular - favorable by \$190K
  - Labor OT - unfavorable by \$156K
  - Fringe Benefits – favorable by \$258K
  - Non-Personnel - favorable by \$8K

- Total Operating Expenses – favorable by \$300K
- Total Budget to Actual Variance - favorable by \$93K

Slide 3

FY17 Operating Revenue and Expenses Year to Date as of February 28, 2017

- Operating Revenues Year to Date are unfavorable by \$569K
- Operating Expenses
  - Labor Regular - favorable by \$610K
  - Labor OT - unfavorable by \$1,240K
  - Fringe Benefits - favorable by \$904K
  - Non-Personnel - favorable by \$369K
- Total Operating Expenses –favorable by \$643K

Total Budget to Actual Variance - favorable by \$74K

Slide 4

FY17 Operating Revenue by Major Funding Source - Year to Date as of February 28, 2017

- Passenger Fares- actual is \$6,267K while budget is \$7,296K
- Sales Tax Revenue- actual is \$13,604K while budget is \$13,294K
- TDA- actual is \$3,454K while the budget is \$3,351K
- Other Revenue- actual is \$380K while budget is \$395K
- Fuel Tax Credit- actual is \$150K while the budget is \$0
- STA Op Assistance- actual is \$626K while the budget is \$628K
- STIC Op Assistance- actual is \$2,084K while the budget is \$2,125K
- Federal Op Assistance- actual is \$4,203K while the budget is \$4,247K

Slide 5

Favorable/ (Unfavorable) Revenue Variance to Budget Year to Date as of February 28, 2017

- Passenger Fares variance to budget is unfavorable by \$1,030K primarily due to:
  - Passenger Fares – Regular and Bulk Purchase (decrease in bulk purchases of discounted passes from Cabrillo College). Additionally system-wide ridership year to date as of February 28, 2017 decreased 9% year-over-year due to the service reduction implemented after September 8, 2016, as well as the severe weather conditions in January and February 2017.

- Special Transit Fares and the anticipated budgeted increase from the contract with Cabrillo College. The FY17 Special Transit Fares Budget currently includes \$944K for Cabrillo oriented services (12-month commitment from Cabrillo College). The funding commitment, however, was subsequently aligned with the school year, hence will cover a 10-month period of the 2016 – 17 school year (Fall and Winter semester).
- Decreased Highway 17 Ridership as a result of increased fares (in the fall of 2015); lower fuel prices; reduced on-time performance due to increased congestion, weather conditions, as well as the service reduction implemented September 8, 2016.
- Sales Tax Revenue variance to budget is favorable by \$310K due to higher than anticipated sales.
- TDA variance to budget is favorable by \$104K due to actual revenue above estimates for FY18.
- Other Revenue variance to budget is unfavorable by \$15K primarily due to:
  - Other Operating Assistance – AMBAG Funding and the Bus of Shoulder Study grant budgeted, but not awarded.
- Fuel Tax Credit variance to budget is favorable by \$150K as the total budget for Fuel Tax Credit is recorded at the end of the fiscal year. Fuel Tax Credit is transferred to Reserves.
- STA Op Assistance variance to budget is unfavorable by \$2K due to lower allocations.
- STIC Op Assistance variance to budget is unfavorable by \$42K due to lower allocations. Updated budget projections were available after the FY17 Final budget was finalized and were not captured in the final budget document.
- Federal Op Assistance variance to budget is unfavorable by \$44K due to lower allocations.

Slide 6

FY17 Operating Expenses by Major Expense Category Year to Date as of February 28, 2017

- Labor - Regular- actual is \$10,202K while budget is \$10,812K
- Labor – OT - actual is \$2,327K while budget is \$1,087K
- Fringe Benefits - actual is \$12,879K while budget is \$13,783K
- Services - actual is \$1,795K while budget is \$2,021K
- Mobile Materials & Supplies - actual is \$1,825K while budget is \$1,874K
- Other Expenses - actual is \$1,393K while budget is \$1,486K

Slide 7

FY17 Operating Expenses by Major Expense Category Year to Date as of February 28, 2017

- Labor – Regular variance to budget is favorable by \$610K due to:
  - 15 vacant funded positions, of which 2 are on hold
  - Extended unpaid leaves of absence
- Labor – OT variance to budget is unfavorable by \$1,240K due to vacant positions and extended leaves of absence in various departments.
- Fringe Benefits variance to budget is favorable by \$904K primarily due to the 15 vacant funded positions and extended unpaid leaves of absence.
- Services variance to budget is favorable \$227K due to Prof & Tech Fees and Repair – Rev Vehicle under budget.
- Mobile Materials & Supplies variance to budget is favorable by \$49K.
- Other Expenses are favorable by \$93K primarily due to lower Utilities (Telecommunications) and Miscellaneous expenses.
- Slide 8

FY17 Capital Budget Spending Year to Date as of February 28, 2017

- Total Capital Projects spending year to date is \$1,297K; FY17 budget is \$15.7M
  - Construction Related Projects account for 92.9% of the spending

Slide 9

FY17 Capital Budget – Excludes MetroBase Project – JKS Ops Bldg. - Spending Year to Date as of February 28, 2017

- Total Capital Projects spending year to date is \$144K; FY17 budget without JKS Ops Bldg. is \$12.8M. Spending percentages are as follows:
  - Construction Related Projects (excluding-JKS Ops Bldg) are 36.7%
  - Facilities Projects are 54.5%
  - Misc Projects are 5.4%
  - Revenue Vehicle Replacements are 2.5%
  - IT Projects are 0.9%

Slide 10

(Cover Sheet) – Metrobase Phase II Operations Building Life of Project – Budget Adopted January 27, 2017

Spending as of May 5, 2017

Slide 11

MetroBase Phase II - Life of Project - Spending as of May 5, 2017

- Total Project Budget is \$27.3M; spending is at \$26.7M; remaining is \$0.6M; project is 98% spent

Slide 12

(Cover Sheet) - Additional Information

Slide 13

Additional Information for the Month of February 2017

- Unemployment Rate % in Santa Cruz County is 8.5%
- \$ Gasoline per Gallon for the San Francisco-Oakland-San Jose area is \$2.91
- Monthly Ridership - Without UCSC (Highway 17 and Fixed Route) has increased slightly in February to approximately 205K riders.

Slide 14

FY17 Operating Expenses Year to Date as of April 30, 2017: Preliminary

- Operating Expenses
  - Labor Regular - favorable by \$733K
  - Labor OT - unfavorable by \$1,559K
  - Fringe Benefits - favorable by \$1,430K
  - Non-Personnel - favorable by \$767K
- Total Operating Expenses - favorable by \$1,371K

**IV. FINANCIAL CONSIDERATIONS/IMPACT**

Total Budget to Actual Variance for the month and year to date is favorable by \$93K and \$74K, respectively .

**V. ALTERNATIVES CONSIDERED**

- There are no alternatives to consider, as this is an accept and file Year to Date Monthly Financial Report.

**VI. ATTACHMENTS**

**Attachment A:** Year to Date Monthly Financial Report as of February 28, 2017 Presentation


Prepared By: Kristina Mihaylova, Sr. Financial Analyst

**VII. APPROVALS:**

Approved as to fiscal impact:  
Angela Aitken, Finance Manager



Alex Clifford, CEO/General Manager







# **Year to Date Monthly Financial Report as of February 28, 2017**

Santa Cruz METRO Board of Directors

*May 19, 2017*

Angela Aitken, Finance Manager

# FY17 Operating Revenue and Expenses

## For the Month Ending February 28, 2017

67% of Fiscal Year Elapsed

| \$ In Thousands                                   | Actual         | Budget         | Budget to Actual |
|---|----------------|----------------|------------------|
| <b>Operating Revenue:</b>                         | \$3,169        | \$3,376        | (\$207)          |
| <b>Operating Expenses:</b>                        |                |                |                  |
| Labor - Regular                                   | \$1,161        | \$1,351        | \$190            |
| Labor - Overtime                                  | \$292          | \$136          | (\$156)          |
| Fringe Benefits                                   | \$1,465        | \$1,723        | \$258            |
| Non-Personnel Expenses                            | \$641          | \$649          | \$8              |
| <b>Total Operating Expenses:</b>                  | <b>\$3,559</b> | <b>\$3,859</b> | <b>\$300</b>     |
| <b>Operating Budget Favorable/ (Unfavorable):</b> |                |                | <b>\$93</b>      |

12-06A.2



# FY17 Operating Revenue and Expenses

## Year to Date as of February 28, 2017

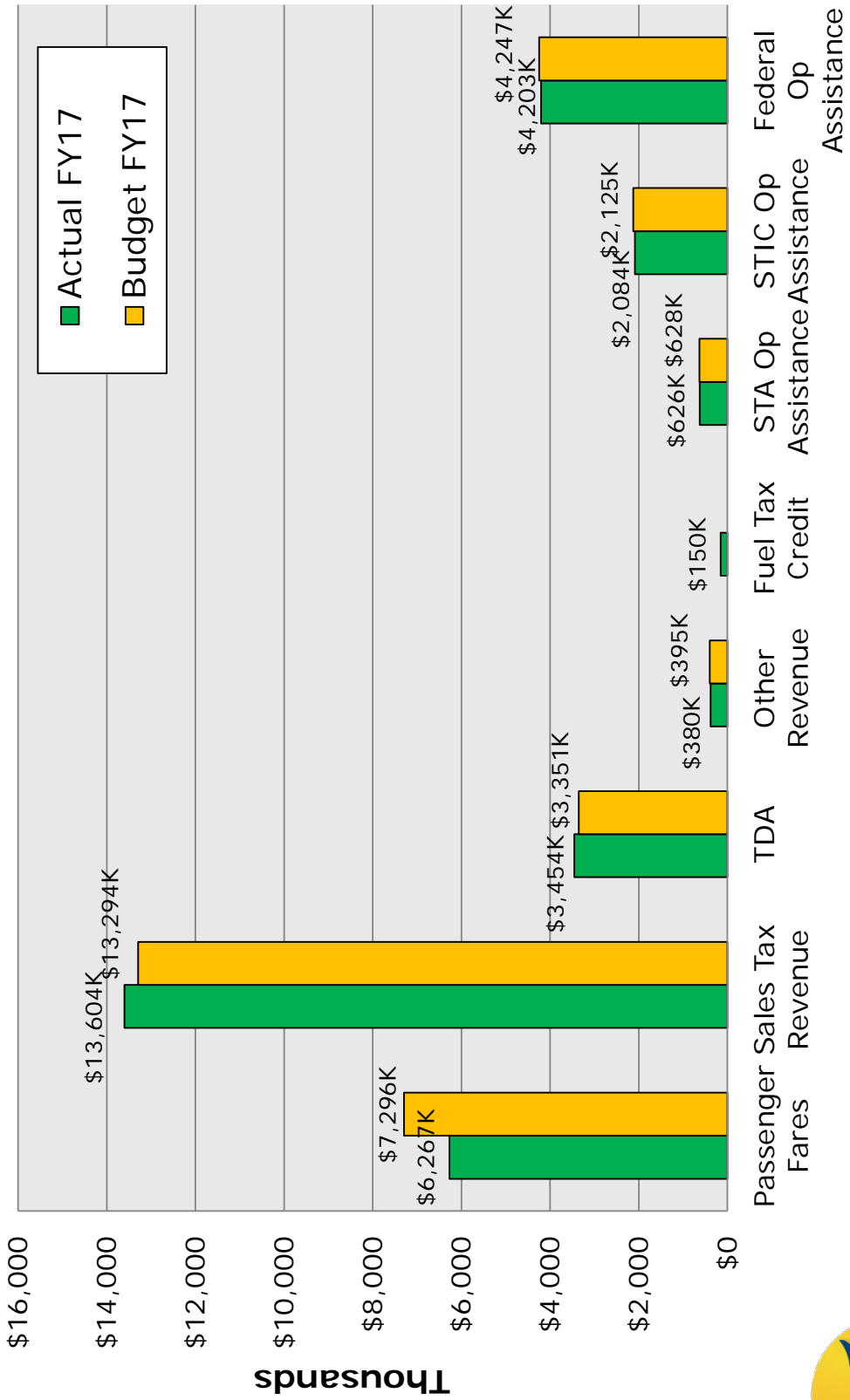
67% of Fiscal Year Elapsed

| \$ In Thousands                                   | Actual          | Budget          | Budget to Actual |
|---|-----------------|-----------------|------------------|
| <b>Operating Revenue:</b>                         | \$30,767        | \$31,336        | (\$569)          |
| <b>Operating Expenses:</b>                        |                 |                 |                  |
| Labor - Regular                                   | \$10,202        | \$10,812        | \$610            |
| Labor - Overtime                                  | \$2,327         | \$1,087         | (\$1,240)        |
| Fringe Benefits                                   | \$12,879        | \$13,783        | \$904            |
| Non-Personnel Expenses                            | \$5,012         | \$5,381         | \$369            |
| <b>Total Operating Expenses:</b>                  | <b>\$30,420</b> | <b>\$31,063</b> | <b>\$643</b>     |
| <b>Operating Budget Favorable/ (Unfavorable):</b> |                 |                 | <b>\$74</b>      |

12-06A.3

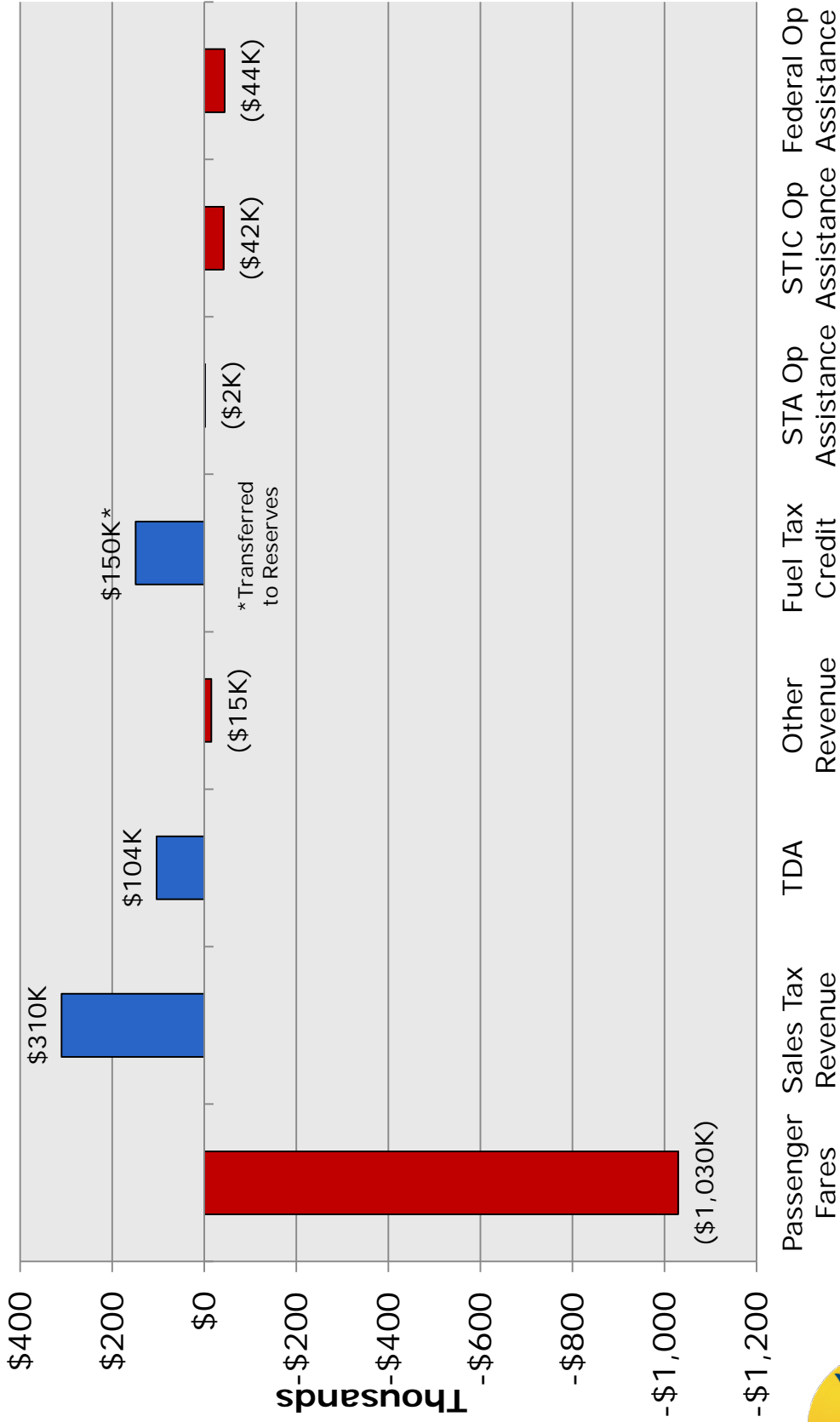


FY17 Operating Revenue by Major Funding Source  
Year to Date as of February 28, 2017  
 67% of Fiscal Year Elapsed



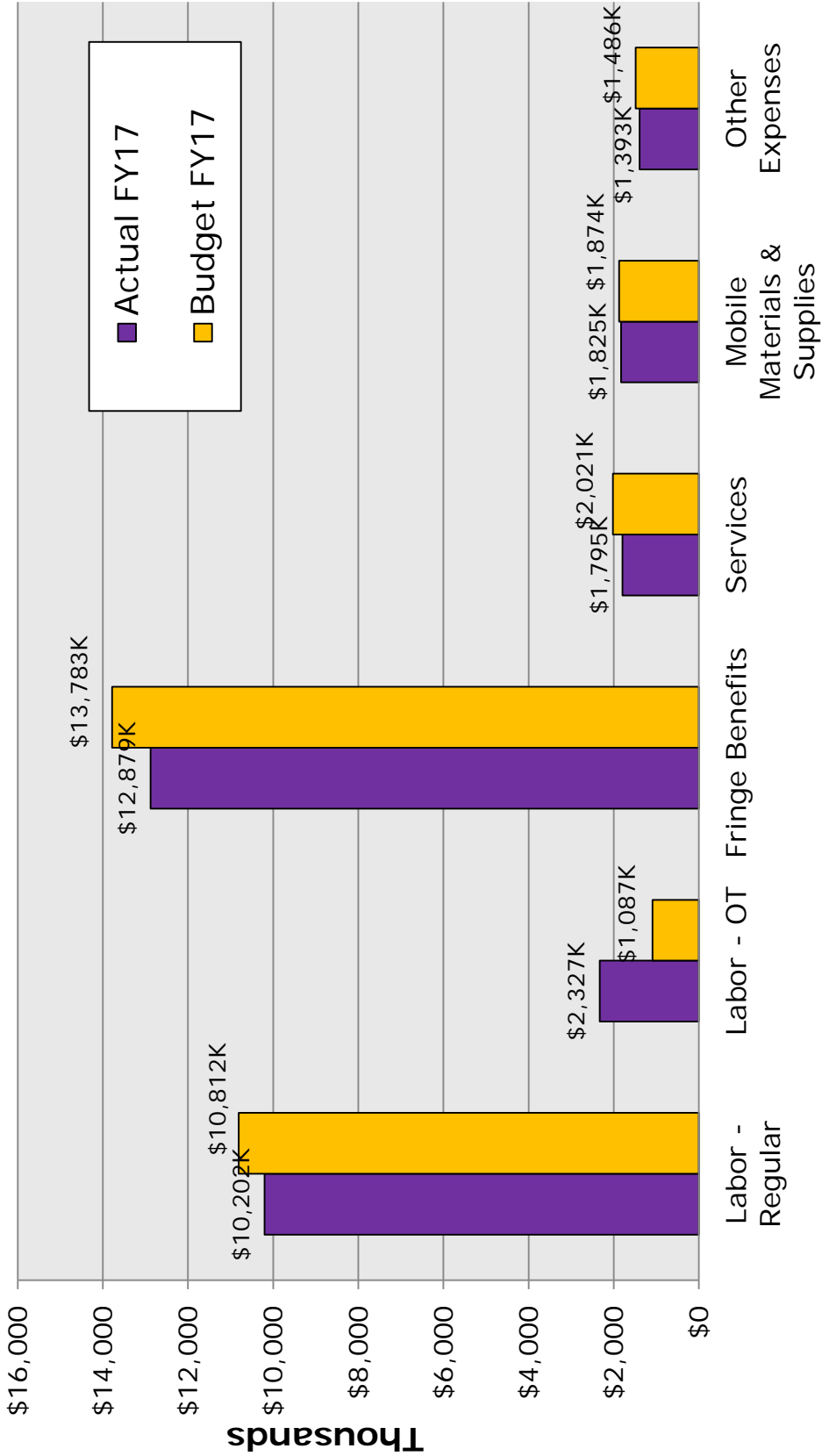
# Favorable/(Unfavorable) Revenue Variance to Budget Year to Date as of February 28, 2017

67% of Fiscal Year Elapsed



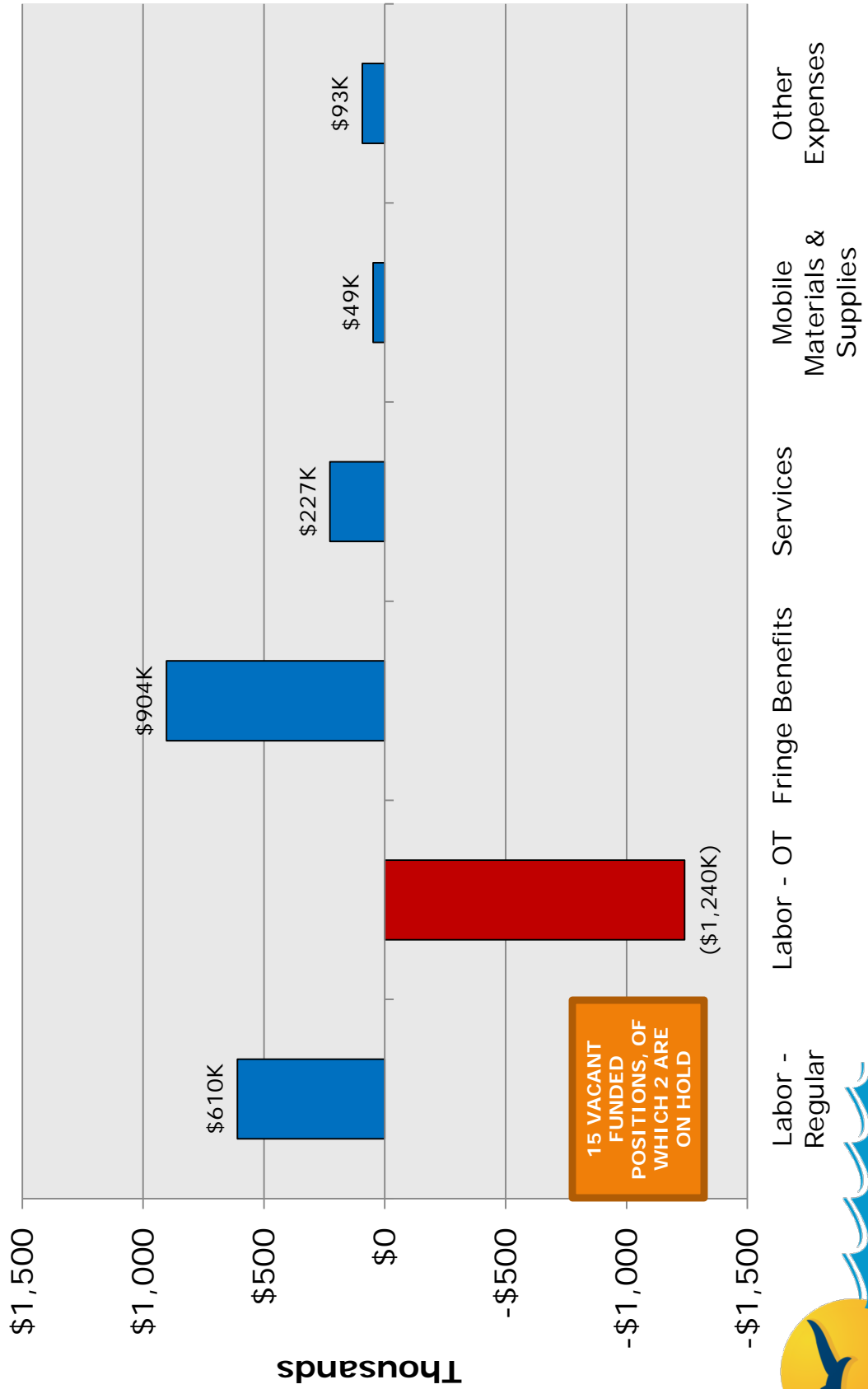
FY17 Operating Expenses by Major Expense Category  
Year to Date as of February 28, 2017

67% of Fiscal Year Elapsed



# Favorable/(Unfavorable) Expense Variance to Budget Year to Date as of February 28, 2017

67% of Fiscal Year Elapsed

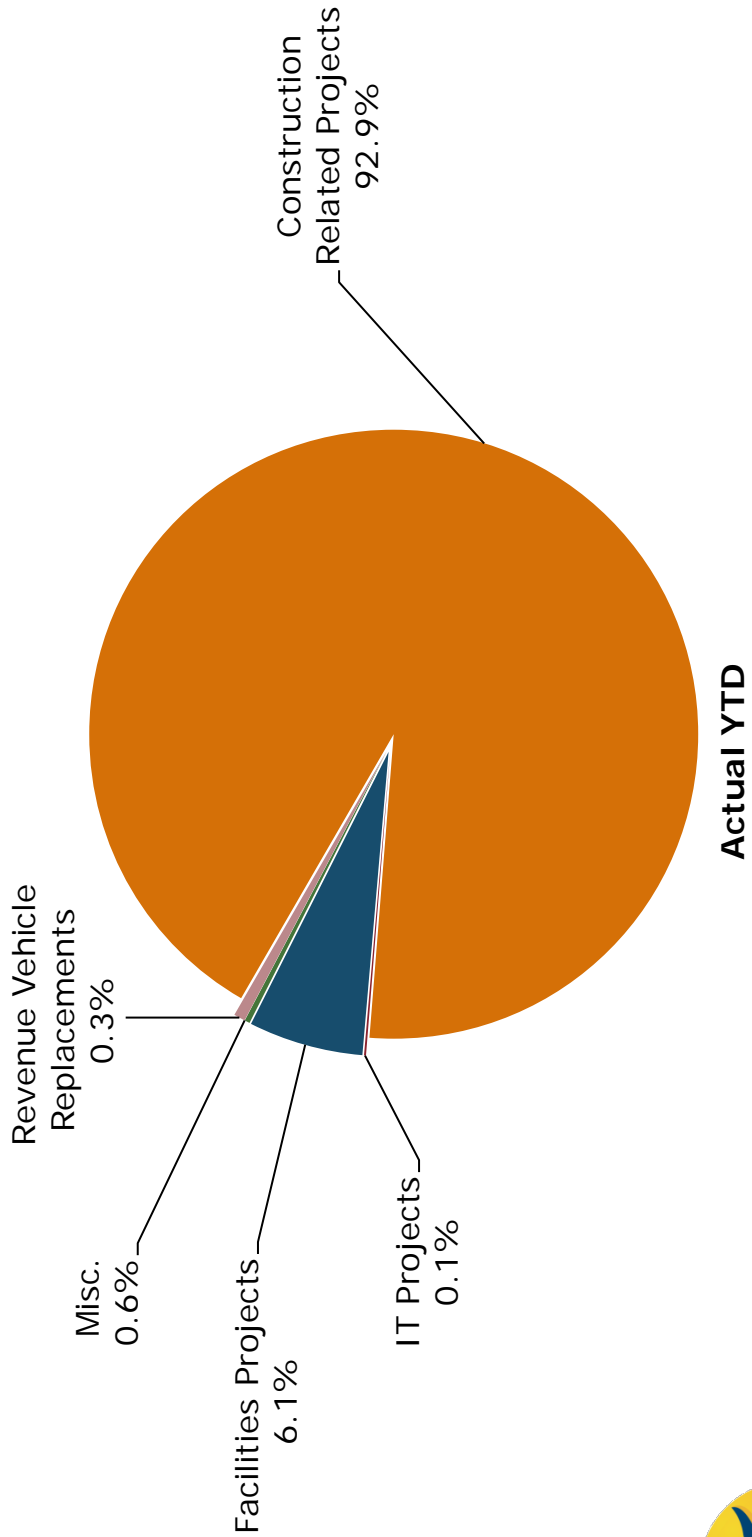


# FY17 Capital Budget

Spending Year to Date as of February 28, 2017

67% of Fiscal Year Elapsed

|                                | Actual YTD         | Total FY17 Budget   | % Spent YTD |
|--------------------------------|--------------------|---------------------|-------------|
| <b>Total Capital Projects:</b> | <b>\$1,297,100</b> | <b>\$15,705,427</b> | <b>8%</b>   |

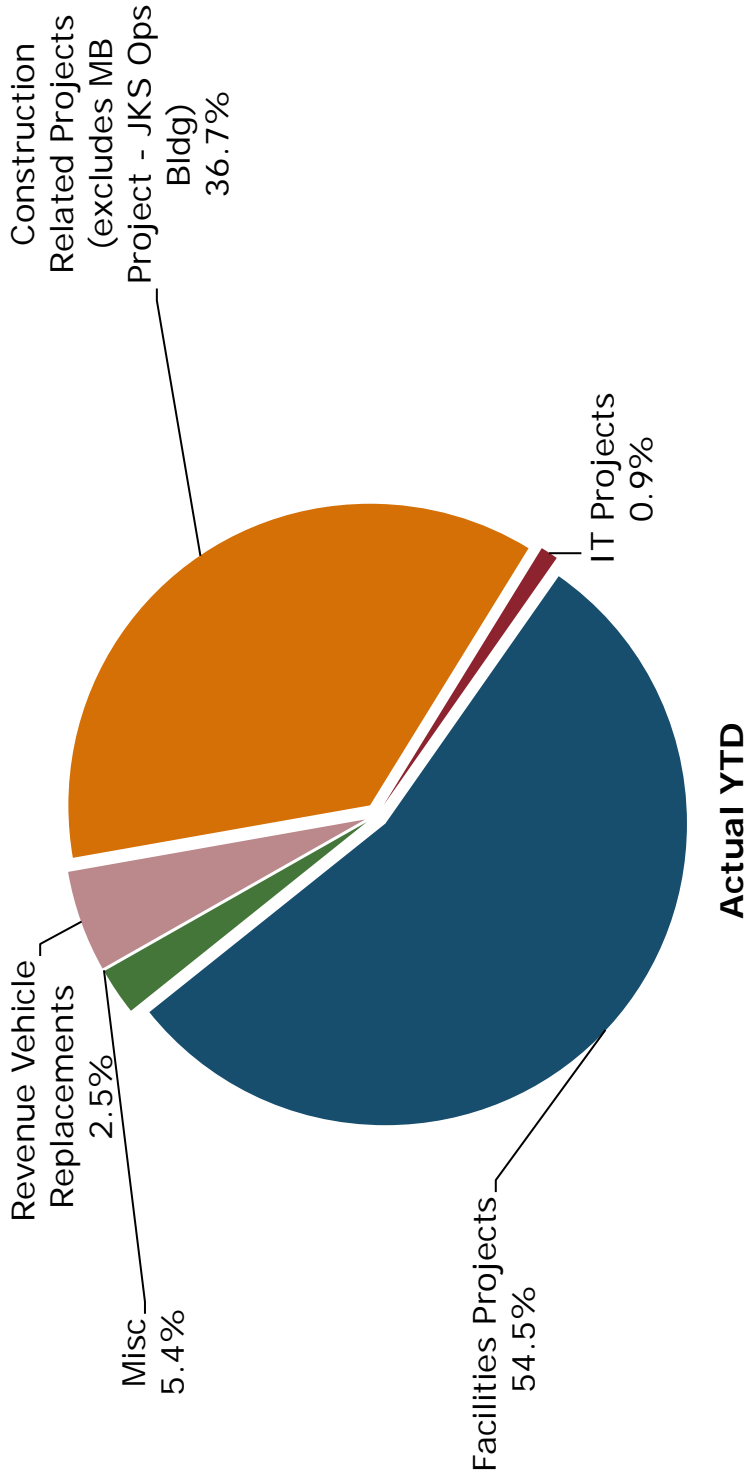




**FY17 Capital Budget - Excludes MetroBase Project - JKS Ops Bldg.  
Spending Year to Date as of February 28, 2017**

67% of Fiscal Year Elapsed

|                                | Actual YTD       | Total FY17 Budget   | % Spent YTD |
|--------------------------------|------------------|---------------------|-------------|
| <b>Total Capital Projects:</b> | <b>\$144,483</b> | <b>\$12,835,427</b> | <b>1.1%</b> |



**MetroBase Phase II  
Operations Building  
Life of Project  
Budget Adopted January 27, 2017  
Spending as of May 5, 2017**

# MetroBase Phase II - Life of Project

Spending as of May 5, 2017

| \$ In Thousands   | Budget          | Actual          | Remaining    | % Spent    |
|---|-----------------|-----------------|--------------|------------|
| LCN – Prime Construction Contract                           | \$13,572        | \$13,513        | \$59         | 100%       |
| Construction Contract Contingency                           | \$2,272         | \$2,141         | \$131        | 94%        |
| In-House Project Management                                 | \$653           | \$650           | \$3          | 100%       |
| Consultant Costs (Hill Int'l., TRC and RNL)                 | \$6,902         | \$6,879         | \$23         | 100%       |
| Non-Construction Contingencies                              | \$0             | \$0             | \$0          | 0%         |
| Contracted Professional Services – prior to 9/26/14         | \$150           | \$150           | \$0          | 100%       |
| Additional Cost and Services (VSWs, Security, Dubois, etc.) | \$3,802         | \$3,347         | \$456        | 88%        |
| <b>Total:</b>   | <b>\$27,350</b> | <b>\$26,679</b> | <b>\$672</b> | <b>98%</b> |

12-06A.11

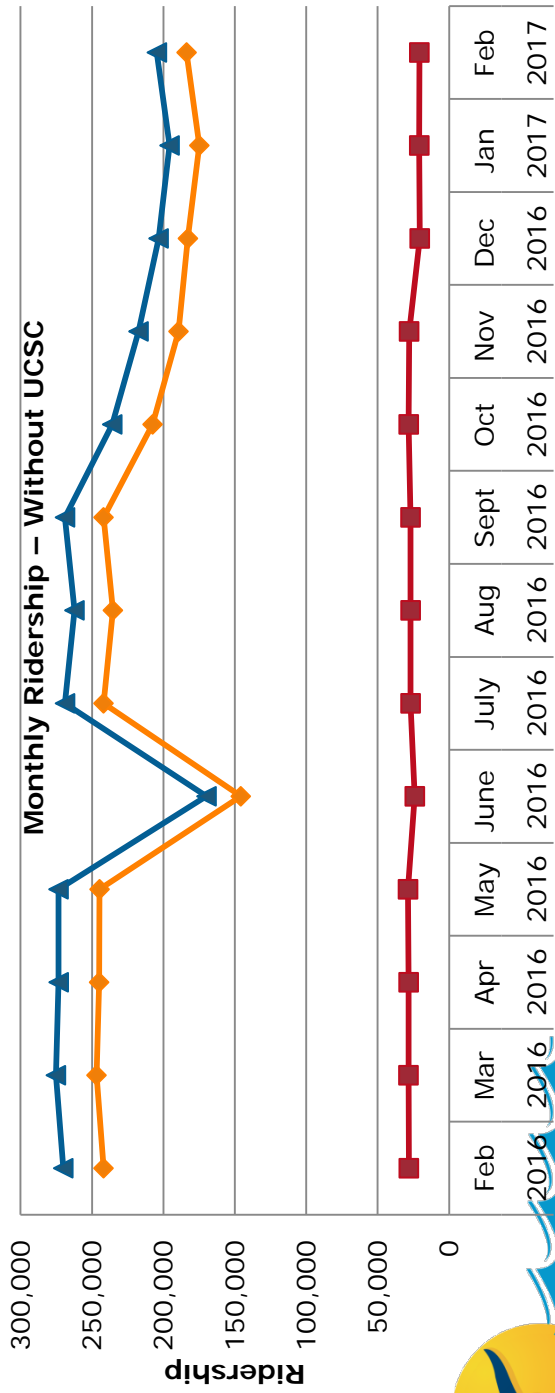
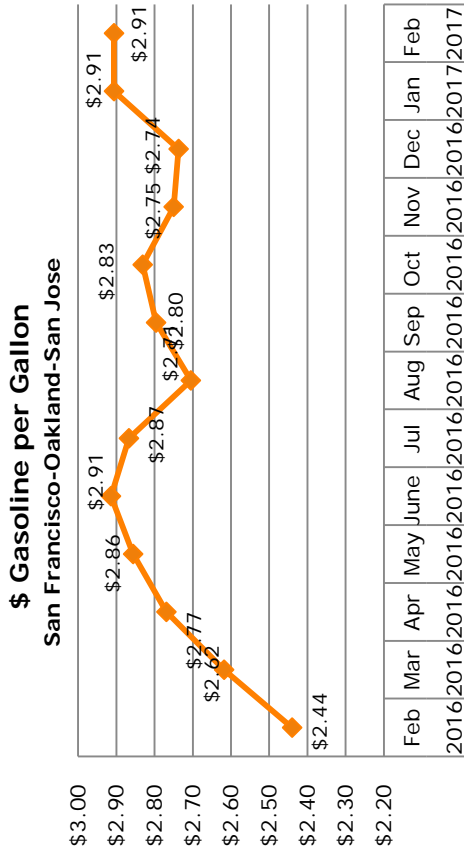
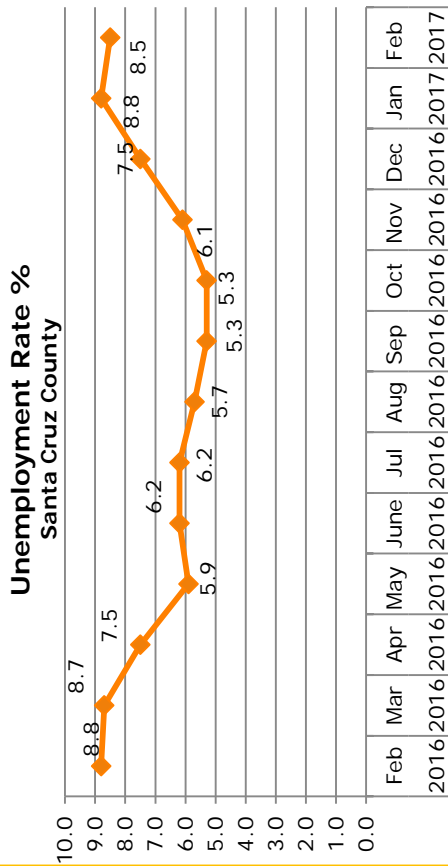


# Additional Information

12-06A.12



# Additional Information



# FY17 Operating Expenses

**Year to Date as of April 30, 2017: PRELIMINARY**

83% of Fiscal Year Elapsed

| \$ In Thousands           | Actual   | Budget   | Budget to Actual Favorable/ (Unfavorable) |
|---------------------------|----------|----------|---|
| Operating Expenses:       |          |          |   |
| Labor - Regular           | \$12,782 | \$13,515 | \$733                                     |
| Labor - Overtime          | \$2,918  | \$1,359  | (\$1,559)                                 |
| Fringe Benefits           | \$15,799 | \$17,229 | \$1,430                                   |
| Non-Personnel Expenses    | \$5,979  | \$6,746  | \$767                                     |
| Total Operating Expenses: | \$37,478 | \$38,849 | \$1,371                                   |

# Questions



- THIS PAGE INTENTIONALLY LEFT BLANK -





**DATE:** May 19, 2017  
**TO:** Board of Directors  
**FROM:** Angela Aitken, Finance Manager  
**SUBJECT: ACCEPT AND FILE THE YEAR TO DATE MONTHLY FINANCIAL  
REPORT AS OF MARCH 31, 2017**

**I. RECOMMENDED ACTION**

**That the Board of Directors accept and file the Year to Date Monthly  
Financial Report as of March 31, 2017.**

**II. SUMMARY OF ISSUES**

- An analysis of Santa Cruz Metropolitan Transit District's (METRO) financial status is prepared monthly in order to inform the Board of Directors regarding METRO's actual revenues and expenses in relation to the adopted operating and capital budgets for the fiscal year.
- This staff report is the web-accessible companion document to the attached PowerPoint presentation titled "Year to Date Monthly Financial Report as of March 31, 2017."
- Staff recommends that the Board of Directors accept and file the attached report.

**III. DISCUSSION/BACKGROUND**

Below are the written explanations of the various charts and graphs in the attached Year to Date Monthly Financial Report as of March 31, 2017. The fiscal year has elapsed 75%.

Slide 1

(Cover) Year to Date Monthly Financial Report as of March 31, 2017

Slide 2

FY17 Operating Revenue and Expenses for the Month Ending March 31, 2017

- Operating Revenues for the month are favorable by \$207K
- Operating Expenses
  - Labor Regular - unfavorable by \$32K
  - Labor OT - unfavorable by \$168K
  - Fringe Benefits – favorable by \$239K
  - Non-Personnel - unfavorable by \$11K

- Total Operating Expenses – favorable by \$28K
- Total Budget to Actual Variance - favorable by \$235K

Slide 3

FY17 Operating Revenue and Expenses Year to Date as of March 31, 2017

- Operating Revenues Year to Date are unfavorable by \$362K
- Operating Expenses
  - Labor Regular - favorable by \$579K
  - Labor OT - unfavorable by \$1,408K
  - Fringe Benefits - favorable by \$1,143K
  - Non-Personnel - favorable by \$358K
- Total Operating Expenses –favorable by \$672K

Total Budget to Actual Variance - favorable by \$310K

Slide 4

FY17 Operating Revenue by Major Funding Source - Year to Date as of March 31, 2017

- Passenger Fares- actual is \$7,133K while budget is \$8,299K
- Sales Tax Revenue- actual is \$15,471K while budget is \$14,948K
- TDA- actual is \$5,130K while the budget is \$5,026K
- Other Revenue- actual is \$424K while budget is \$445K
- Fuel Tax Credit- actual is \$284K while the budget is \$0
- STA Op Assistance- actual is \$626K while the budget is \$628K
- STIC Op Assistance- actual is \$2,084K while the budget is \$2,125K
- Federal Op Assistance- actual is \$4,203K while the budget is \$4,247K

Slide 5

Favorable/ (Unfavorable) Revenue Variance to Budget Year to Date as of March 31, 2017

- Passenger Fares variance to budget is unfavorable by \$1,165K primarily due to:
  - Passenger Fares – Regular and Bulk Purchase (decrease in bulk purchases of discounted passes from Cabrillo College). Additionally system-wide ridership year to date as of March 31, 2017 decreased 8% year-over-year due to the service reduction implemented after September 8, 2016, as well as the severe weather conditions in January and February 2017.

- Special Transit Fares and the anticipated budgeted increase from the contract with Cabrillo College. The FY17 Special Transit Fares Budget currently includes \$944K for Cabrillo oriented services (12-month commitment from Cabrillo College). The funding commitment, however, was subsequently aligned with the school year, hence will cover a 10-month period of the 2016 – 17 school year (Fall and Winter semester).
- Decreased Highway 17 Ridership as a result of increased fares (in the fall of 2015); lower fuel prices; reduced on-time performance due to increased congestion, weather conditions, as well as the service reduction implemented September 8, 2016.
- Sales Tax Revenue variance to budget is favorable by \$523K due to higher than anticipated sales.
- TDA variance to budget is favorable by \$104K due to actual revenue above estimates for FY18.
- Other Revenue variance to budget is unfavorable by \$21K primarily due to:
  - Other Operating Assistance – AMBAG Funding and the Bus of Shoulder Study grant budgeted, but not awarded.
- Fuel Tax Credit variance to budget is favorable by \$284K as the total budget for Fuel Tax Credit is recorded at the end of the fiscal year. Fuel Tax Credit is transferred to Reserves.
- STA Op Assistance variance to budget is unfavorable by \$2K due to lower allocations.
- STIC Op Assistance variance to budget is unfavorable by \$42K due to lower allocations. Updated budget projections were available after the FY17 Final budget was finalized and were not captured in the final budget document.
- Federal Op Assistance variance to budget is unfavorable by \$44K due to lower allocations.

Slide 6

FY17 Operating Expenses by Major Expense Category Year to Date as of March 31, 2017

- Labor - Regular- actual is \$11,584K while budget is \$12,163K
- Labor – OT - actual is \$2,631K while budget is \$1,223K
- Fringe Benefits - actual is \$14,363K while budget is \$15,506K
- Services - actual is \$2,095K while budget is \$2,311K
- Mobile Materials & Supplies - actual is \$2,087K while budget is \$2,108K
- Other Expenses - actual is \$1,557K while budget is \$1,678K

Slide 7

FY17 Operating Expenses by Major Expense Category Year to Date as of March 31, 2017

- Labor – Regular variance to budget is favorable by \$579K due to:
  - 6 vacant funded positions, of which 2 are on hold
  - Extended unpaid leaves of absence
- Labor – OT variance to budget is unfavorable by \$1,408K due to vacant positions and extended leaves of absence in various departments.
- Fringe Benefits variance to budget is favorable by \$1,143K primarily due to vacant funded positions and extended unpaid leaves of absence.
- Services variance to budget is favorable \$216K due to Prof & Tech Fees and Repair – Rev Vehicle under budget.
- Mobile Materials & Supplies variance to budget is favorable by \$21K.
- Other Expenses are favorable by \$121K primarily due to lower Utilities (Telecommunications) and Miscellaneous expenses.

Slide 8

FY17 Capital Budget Spending Year to Date as of March 31, 2017

- Total Capital Projects spending year to date is \$1,510K; FY17 budget is \$15.7M
  - Construction Related Projects account for 90.4% of the spending

Slide 9

FY17 Capital Budget – Excludes MetroBase Project – JKS Ops Bldg. - Spending Year to Date as of March 31, 2017

- Total Capital Projects spending year to date is \$197K; FY17 budget without JKS Ops Bldg. is \$12.8M. Spending percentages are as follows:
  - Construction Related Projects (excluding-JKS Ops Bldg) are 26.8%
  - Facilities Projects are 40.0%
  - Revenue Vehicle Replacements are 22.2%
  - Misc Projects are 9.6%
  - IT Projects are 0.8%
  - Fleet Equipment is 0.6%

Slide 10

(Cover Sheet) – Metrobase Phase II Operations Building Life of Project – Budget Adopted January 27, 2017

Spending as of May 5, 2017

Slide 11

MetroBase Phase II - Life of Project - Spending as of May 5, 2017

- Total Project Budget is \$27.3M; spending is at \$26.7M; remaining is \$0.6M; project is 98% spent

Slide 12

(Cover Sheet) - Additional Information

Slide 13

Additional Information for the Month of March 2017

- Unemployment Rate % in Santa Cruz County is 8.5%
- \$ Gasoline per Gallon for the San Francisco-Oakland-San Jose area is \$3.06
- Monthly Ridership - Without UCSC (Highway 17 and Fixed Route) has increased slightly in March to approximately 225K riders.

Slide 14

FY17 Operating Expenses Year to Date as of April 30, 2017: Preliminary

- Operating Expenses
  - Labor Regular - favorable by \$733K
  - Labor OT - unfavorable by \$1,559K
  - Fringe Benefits - favorable by \$1,430K
  - Non-Personnel - favorable by \$767K
- Total Operating Expenses - favorable by \$1,371K

**IV. FINANCIAL CONSIDERATIONS/IMPACT**

Total Budget to Actual Variance for the month and year to date is favorable by \$235K and \$310K, respectively .

**V. ALTERNATIVES CONSIDERED**

- There are no alternatives to consider, as this is an accept and file Year to Date Monthly Financial Report.

**VI. ATTACHMENTS**

**Attachment A:** Year to Date Monthly Financial Report as of March 31, 2017 Presentation


Prepared By: Kristina Mihaylova, Sr. Financial Analyst

**VII. APPROVALS:**

Approved as to fiscal impact:  
Angela Aitken, Finance Manager



Alex Clifford, CEO/General Manager





# **Year to Date Monthly Financial Report as of March 31, 2017**

Santa Cruz METRO Board of Directors

*May 19, 2017*

Angela Aitken, Finance Manager

# FY17 Operating Revenue and Expenses For the Month Ending March 31, 2017

75% of Fiscal Year Elapsed

| <b>\$ In Thousands</b>                            | <b>Actual</b>  | <b>Budget</b>  | <b>Budget to Actual</b> |
|---|----------------|----------------|-------------------------|
| <b>Operating Revenue:</b>                         | \$4,588        | \$4,381        | \$207                   |
| <b>Operating Expenses:</b>                        |                |                |                         |
| Labor - Regular                                   | \$1,383        | \$1,351        | (\$32)                  |
| Labor - Overtime                                  | \$304          | \$136          | (\$168)                 |
| Fringe Benefits                                   | \$1,484        | \$1,723        | \$239                   |
| Non-Personnel Expenses                            | \$727          | \$716          | (\$11)                  |
| <b>Total Operating Expenses:</b>                  | <b>\$3,898</b> | <b>\$3,926</b> | <b>\$28</b>             |
| <b>Operating Budget Favorable/ (Unfavorable):</b> |                |                | <b>\$235</b>            |

12-07A.2





# FY17 Operating Revenue and Expenses

## Year to Date as of March 31, 2017

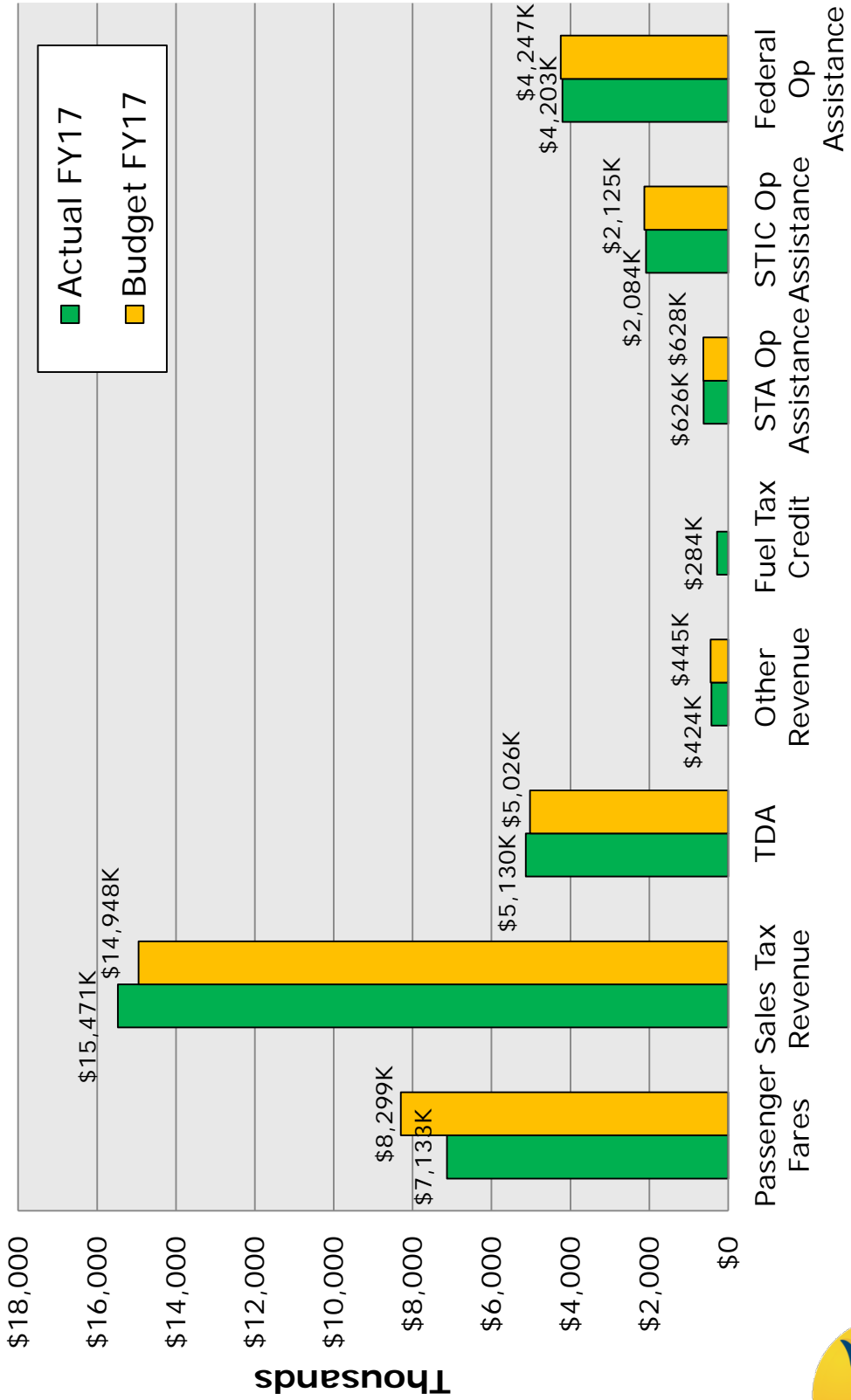
75% of Fiscal Year Elapsed

| \$ In Thousands                                   | Actual          | Budget          | Budget to Actual |
|---|-----------------|-----------------|------------------|
| <b>Operating Revenue:</b>                         | \$35,355        | \$35,717        | (\$362)          |
| <b>Operating Expenses:</b>                        |                 |                 |                  |
| Labor - Regular                                   | \$11,584        | \$12,163        | \$579            |
| Labor - Overtime                                  | \$2,631         | \$1,223         | (\$1,408)        |
| Fringe Benefits                                   | \$14,363        | \$15,506        | \$1,143          |
| Non-Personnel Expenses                            | \$5,739         | \$6,097         | \$358            |
| <b>Total Operating Expenses:</b>                  | <b>\$34,317</b> | <b>\$34,989</b> | <b>\$672</b>     |
| <b>Operating Budget Favorable/ (Unfavorable):</b> |                 |                 | <b>\$310</b>     |

12-07A.3

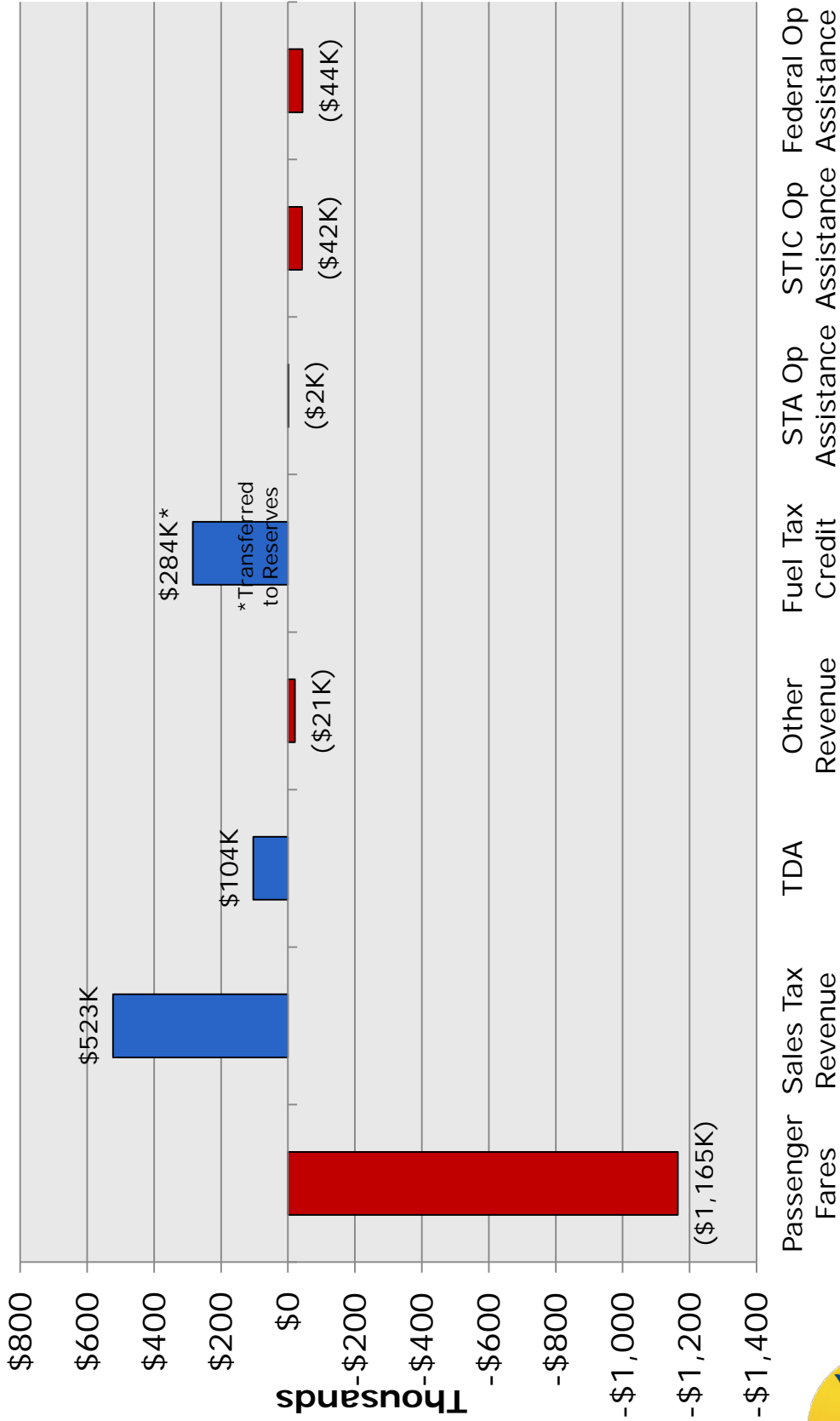


FY17 Operating Revenue by Major Funding Source  
Year to Date as of March 31, 2017  
 75% of Fiscal Year Elapsed



# Favorable/(Unfavorable) Revenue Variance to Budget Year to Date as of March 31, 2017

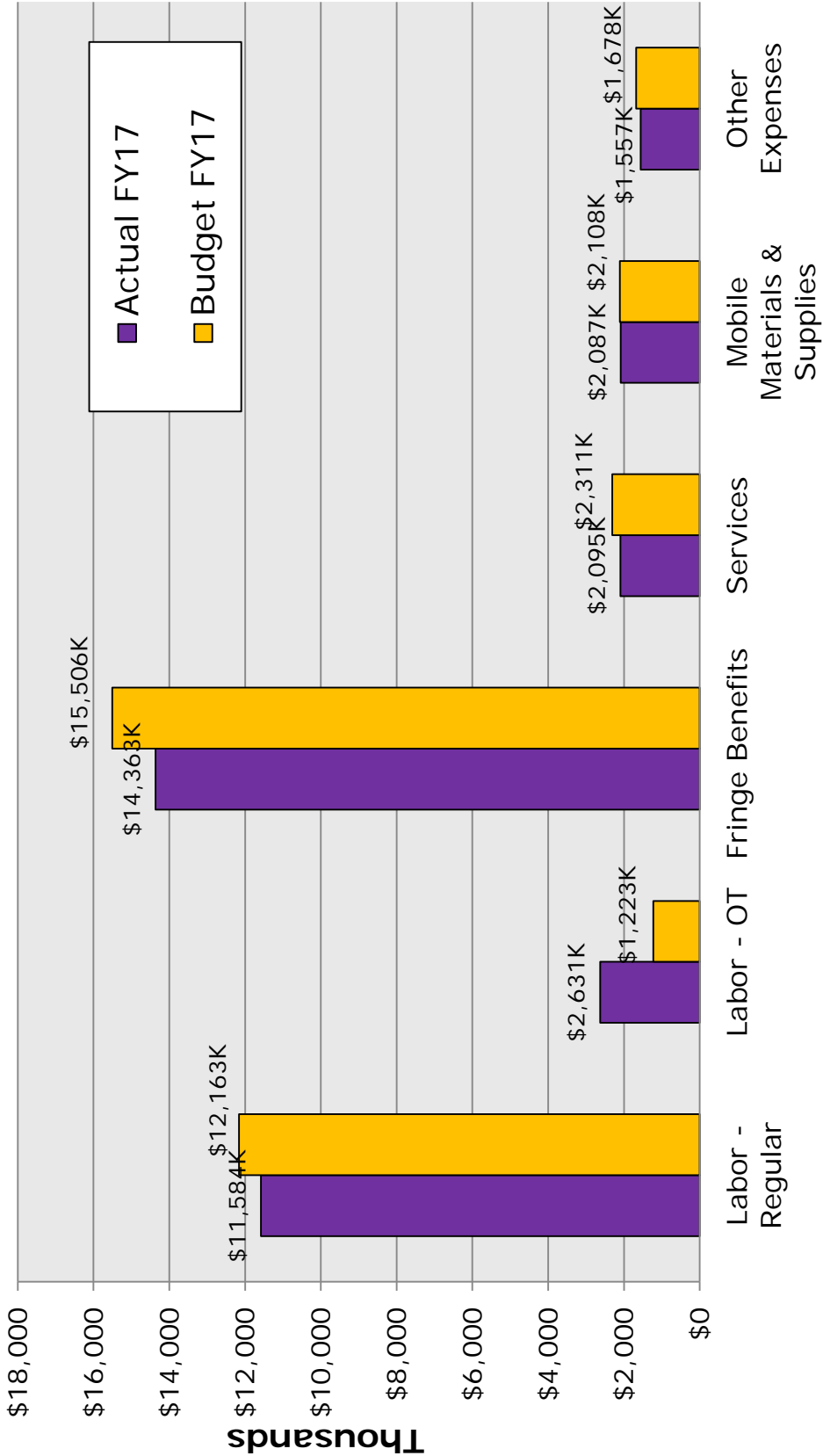
75% of Fiscal Year Elapsed



FY17 Operating Expenses by Major Expense Category

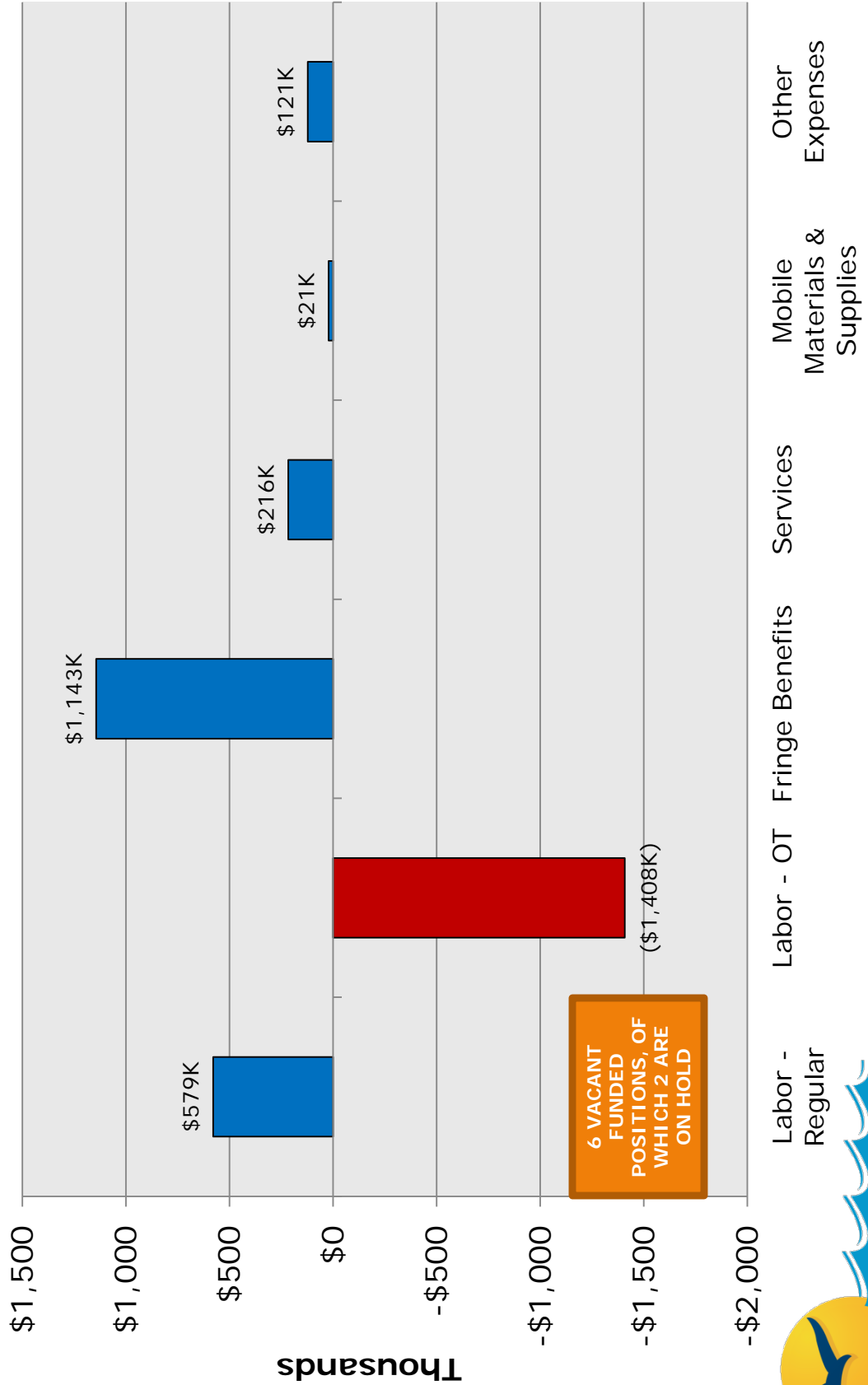
Year to Date as of March 31, 2017

75% of Fiscal Year Elapsed



# Favorable/(Unfavorable) Expense Variance to Budget Year to Date as of March 31, 2017

75% of Fiscal Year Elapsed



12-07A.7

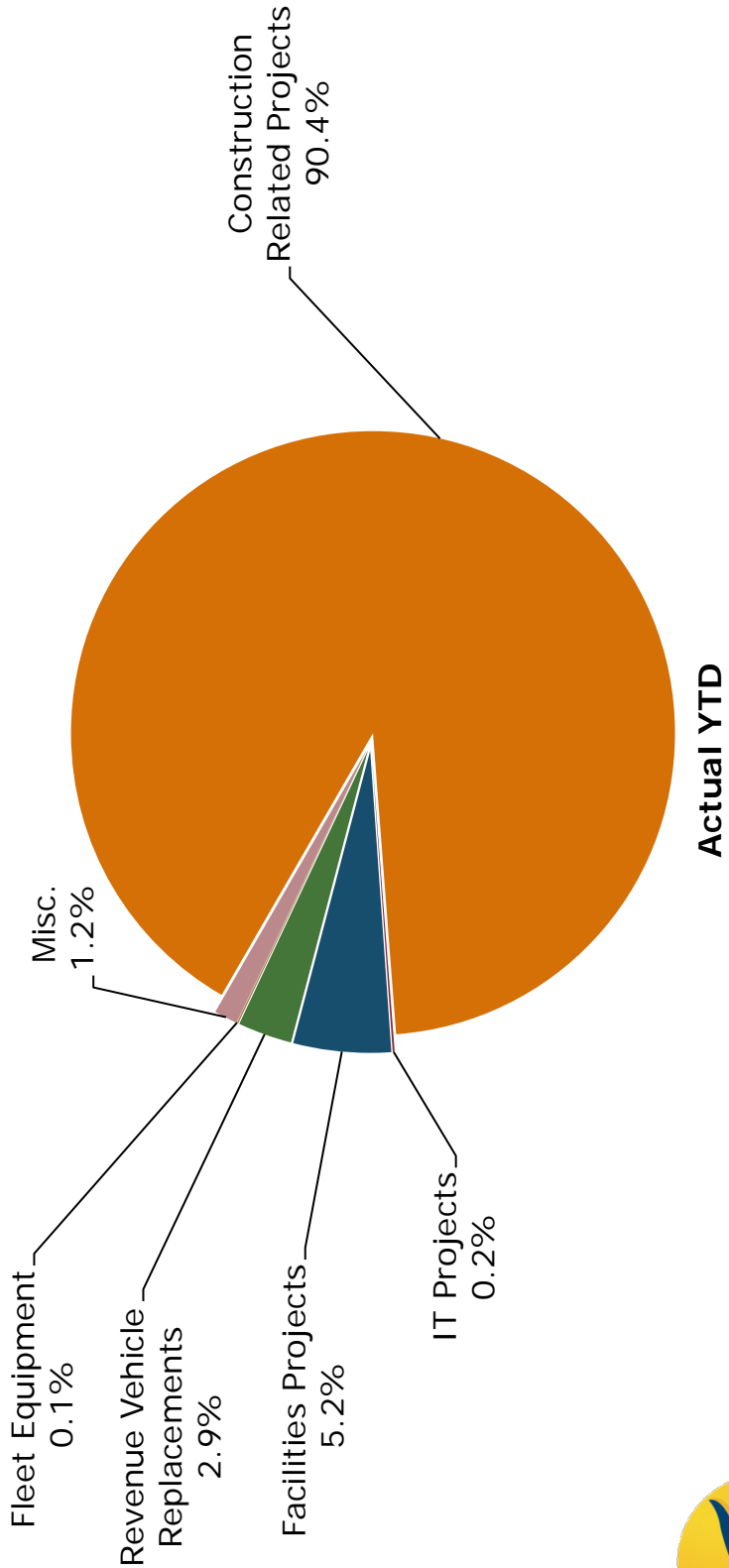


# FY17 Capital Budget

Spending Year to Date as of March 31, 2017

75% of Fiscal Year Elapsed

|                                | Actual YTD         | Total FY17 Budget   | % Spent YTD |
|--------------------------------|--------------------|---------------------|-------------|
| <b>Total Capital Projects:</b> | <b>\$1,509,778</b> | <b>\$15,705,427</b> | <b>10%</b>  |



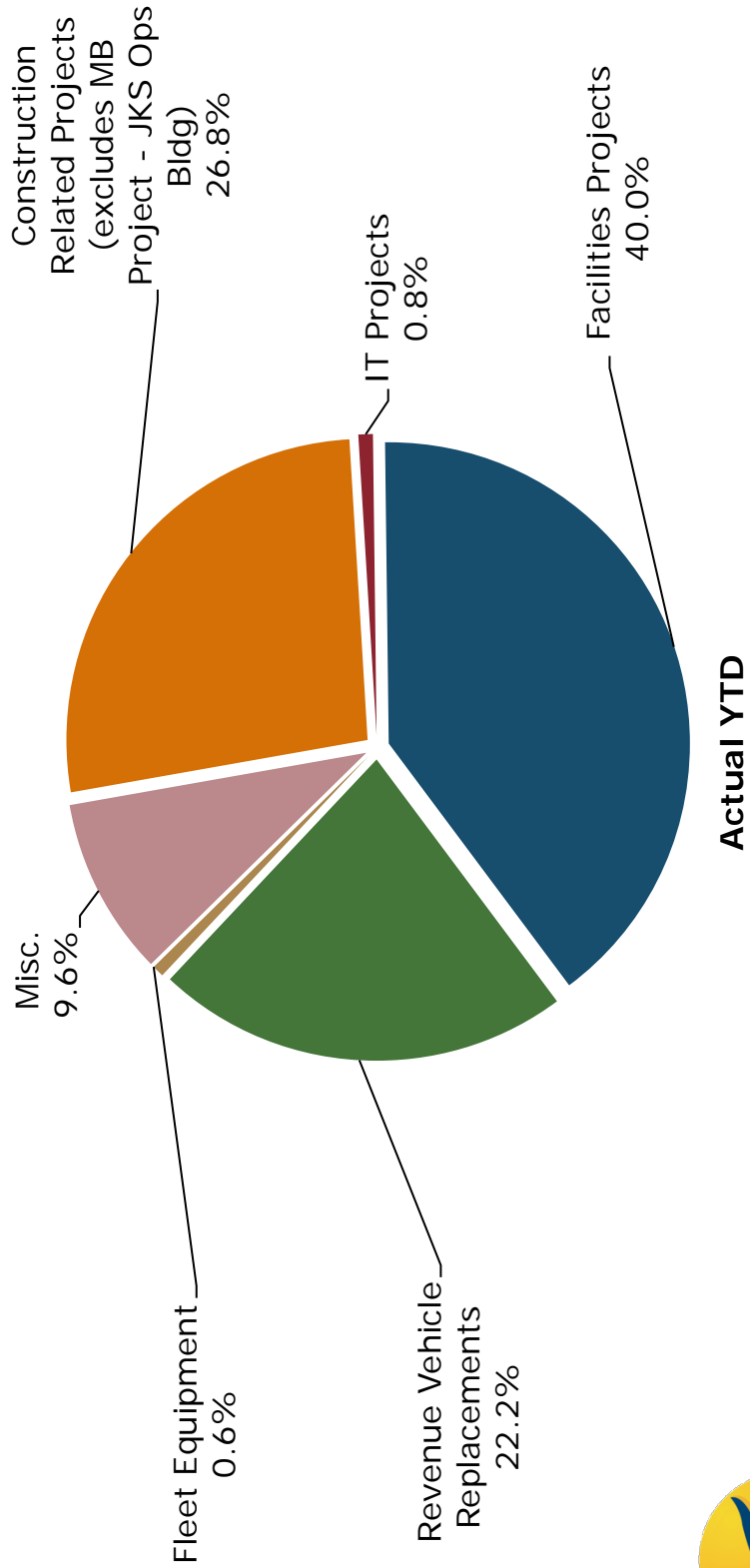
12-07A.8



**FY17 Capital Budget - Excludes MetroBase Project - JKS Ops Bldg.**  
 Spending Year to Date as of March 31, 2017

75% of Fiscal Year Elapsed

|                                | Actual YTD       | Total FY17 Budget   | % Spent YTD |
|--------------------------------|------------------|---------------------|-------------|
| <b>Total Capital Projects:</b> | <b>\$197,049</b> | <b>\$12,835,427</b> | <b>1.5%</b> |



**MetroBase Phase II  
Operations Building  
Life of Project  
Budget Adopted January 27, 2017  
Spending as of May 5, 2017**



# MetroBase Phase II - Life of Project

Spending as of May 5, 2017

| \$ In Thousands   | Budget          | Actual          | Remaining    | % Spent    |
|---|-----------------|-----------------|--------------|------------|
| LCN – Prime Construction Contract                           | \$13,572        | \$13,513        | \$59         | 100%       |
| Construction Contract Contingency                           | \$2,272         | \$2,141         | \$131        | 94%        |
| In-House Project Management                                 | \$653           | \$650           | \$3          | 100%       |
| Consultant Costs (Hill Int'l., TRC and RNL)                 | \$6,902         | \$6,879         | \$23         | 100%       |
| Non-Construction Contingencies                              | \$0             | \$0             | \$0          | 0%         |
| Contracted Professional Services – prior to 9/26/14         | \$150           | \$150           | \$0          | 100%       |
| Additional Cost and Services (VSWs, Security, Dubois, etc.) | \$3,802         | \$3,347         | \$456        | 88%        |
| <b>Total:</b>   | <b>\$27,350</b> | <b>\$26,679</b> | <b>\$672</b> | <b>98%</b> |

12-07A.11



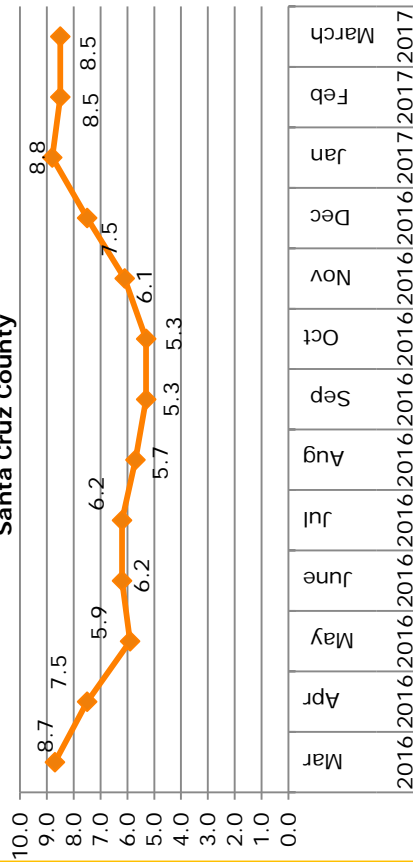
# Additional Information

12-07A.12

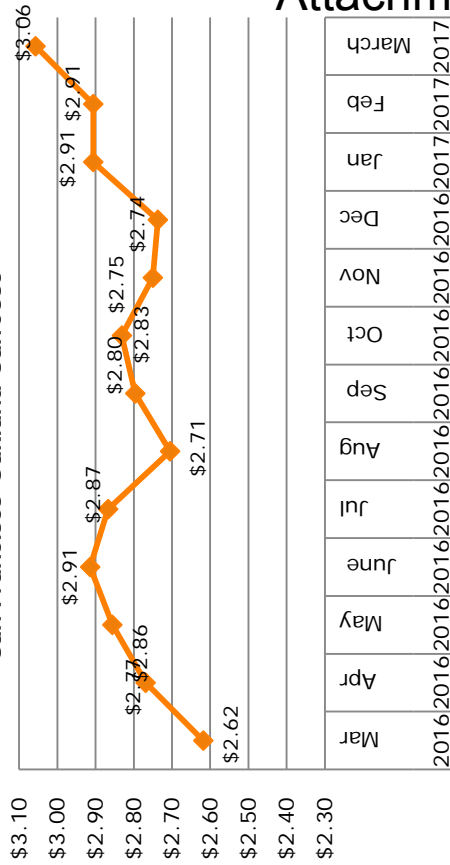


# Additional Information

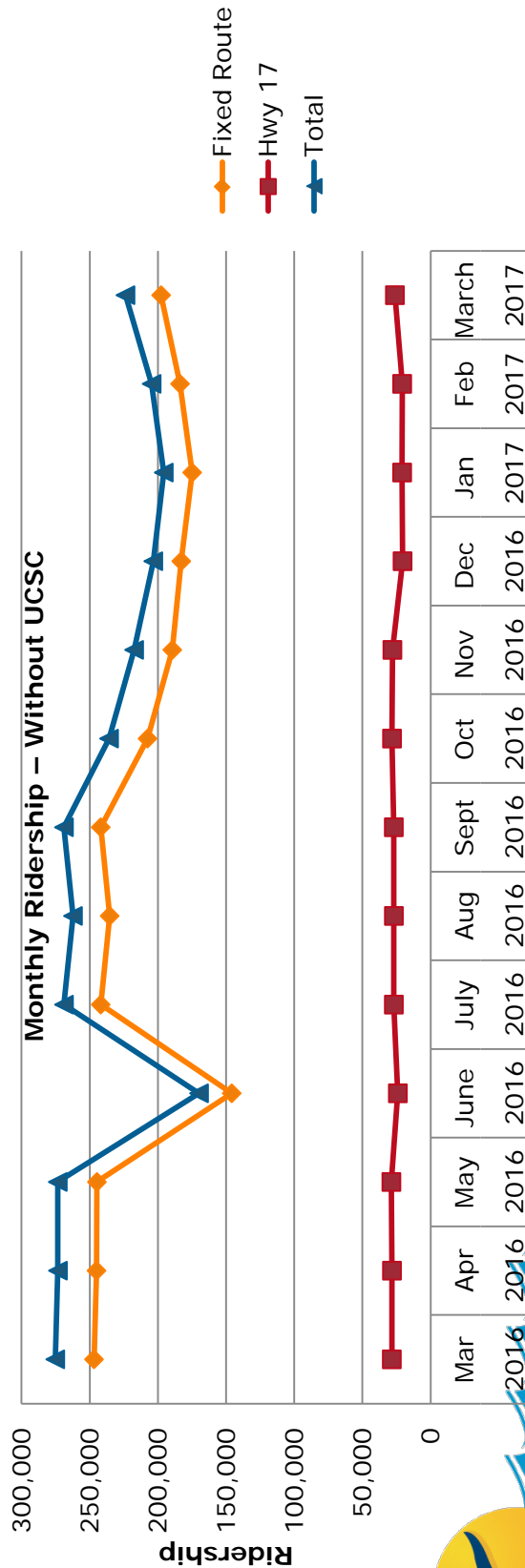
Unemployment Rate %  
Santa Cruz County



\$ Gasoline per Gallon  
San Francisco-Oakland-San Jose



Monthly Ridership – Without UCSC



# FY17 Operating Expenses

**Year to Date as of April 30, 2017: PRELIMINARY**

83% of Fiscal Year Elapsed

| \$ In Thousands           | Actual   | Budget   | Budget to Actual Favorable/ (Unfavorable) |
|---------------------------|----------|----------|---|
| Operating Expenses:       |          |          |   |
| Labor - Regular           | \$12,782 | \$13,515 | \$733                                     |
| Labor - Overtime          | \$2,918  | \$1,359  | (\$1,559)                                 |
| Fringe Benefits           | \$15,799 | \$17,229 | \$1,430                                   |
| Non-Personnel Expenses    | \$5,979  | \$6,746  | \$767                                     |
| Total Operating Expenses: | \$37,478 | \$38,849 | \$1,371                                   |

# Questions



- THIS PAGE INTENTIONALLY LEFT BLANK -



**DATE:** May 19, 2017  
**TO:** Board of Directors  
**FROM:** Angela Aitken, Interim Human Resources Manager & Finance Manager  
**SUBJECT: APPROVAL OF NEW CLASSIFICATION AND WAGE SCALE FOR  
PLANNING ANALYST**

## **I. RECOMMENDED ACTION**

**That the Board of Directors approve the new Planning Analyst classification and wage scale for the METRO Planning Department**

## **II. SUMMARY**

- In March of 2017, a new classification was developed to meet the need for an Planning Analyst in the Planning Department.
- Similar job classifications from Santa Cruz Metropolitan Transit District's (METRO) comparable agencies were used to create the new Planning Analyst classification.
- On March 29, 2017, the draft Planning Analyst classification was presented to SEIU for comment and on April 21, 2017, SEIU concurred with the classification.
- In April and May of 2017, a wage survey was conducted with the eleven agreed upon comparable agencies to create the Planning Analyst pay scale.
- The Planning Analyst wage survey was presented to SEIU on May 9, 2017 and concurrence was reached.

## **III. DISCUSSION/BACKGROUND**

In 2016, METRO determined that there was a need for a Planning Analyst for the Planning Department.

The evolving field of transit planning and growth of technological data tools created a need for additional planning data analytics. The role of planning analytics used to solely reside with the classification of Transit Planners, but as the data became more complex and time consuming, planning departments began creating specific classifications for Planning Analysts.

In March of 2017, METRO used similar classifications from several of its comparable agencies to create the new classification of Planning Analyst. The agencies used were Alameda-Contra Costa Transit District (AC Transit), Santa Clara Valley Transit Authority (VTA), and Riverside Transit. The new classification of Planning Analyst was concurred with by SEIU on April 21, 2017.

For the Planning Analyst wage scale, the following agreed upon eleven comparable agencies were used: Santa Cruz County, Monterey-Salinas Transit (MST), City of Santa Cruz, Alameda-Contra Costa Transit District (AC Transit), Santa Clara Valley Transit Authority (VTA), San Joaquin Regional Transit Authority, Contra Costa Transit, Golden Gate Transit, Riverside Transit, San Mateo County Transit (SamTrans), and Santa Barabara Transit.

Of the eleven comparable agencies, eight had comparable classifications. The Step 1 wage was used for each of the eight comparable classifications and 95% of the median was used to determine the final Step 1 wage of the new Planning Analyst.

On May 9, 2017, SEIU reviewed and concurred with the Planning Analyst wage scale.

#### **IV. FINANCIAL CONSIDERATIONS/IMPACT**

METRO's Planning Department currently has 5.0 funded FTEs. It was determined by the Planning Manager that there was a greater need for a Planning Analyst than a Junior Transit Planner. Therefore, the funded 1.0 FTE Junior Transit Planner will be replaced with the new Planning Analyst in FY18.

This recommendation would represent additional Labor and Fringe expense in the operating budget of approximately \$20K. This position is not expected to be filled until FY18.

#### **V. ALTERNATIVES CONSIDERED**

- Do nothing. Staff does not recommend this option. If this position is not created, METRO would encounter significant difficulties completing federal and state reporting requirements, and being proactive in its transit planning. We also would encounter significant difficulties fully analyzing our transit data and being strategic on reviewing transit trends and opportunities.
- Have our current Transit Planner perform the data analytics. Staff does not recommend this option. Having our current Transit Planner do the data analytics would decrease their capacity to complete their planning work and would overall decrease the quality of the planning data analytics.



**VI. ATTACHMENTS**

- Attachment A:** Planning Analyst Job Classification
- Attachment B:** Salary Schedule Including Planning Analyst  
Effective June 16, 2016
- Attachment C:** Salary Schedule Including Planning Analyst  
Effective June 15, 2017


Prepared By: Caroline Hawkins, Provisional Assistant Human Resources  
Manager

**VII. APPROVALS:**

Angela Aitken,  
Interim Human Resources Manager &  
Finance Manager



Alex Clifford, CEO/General Manager



# Attachment A



## Planning Analyst

### **DEFINITION**

Under general supervision, perform complex and detailed analytical work as required for the advancement of the Agency's transit projects. Collects, analyzes, synthesizes, and prepares data for service planning and scheduling projects, reporting requirements, capital planning, grant applications and customer requests using various data sources; provides administrative and technical support to the planning department; and other duties as assigned.

### **EXAMPLES OF DUTIES**

- Systems Analysis
  - Analyzes and develops reports relative to service performance using systems feedback data
  - Monitors service statistic sources and data integrity, analyzes, validates, evaluates, summarizes, and develops summary reports
  - Leads collection, analysis, and runs data queries of primary research from field surveys, GPS-based vehicle location systems, and farebox data
  - Prepares maps, graphics, and statistical reports and provides recommendations
- Data and Administrative Support
  - Oversees the National Transit Database program
  - Prepares transit data inputs and analysis for regulatory requirements and other programs and reports as needed
  - Organizes and provides direction to intern staff gathering transit data
  - Liaison to farebox provider responding to ridership and fares
  - Validates and collects farebox and other system operational data to identify trends, deficiencies, and forecasts producing inputs for documents such as short range transportation plans
  - Coordinates with Finance and Fleet to work with farebox provider to administer changes in ticket vending machines
  - Analyzes and organizes various data sources for submission to Finance Department for invoice processing and revenue forecasting
  - Analyzes data to respond to comments, complaints, and requests from the general public, staff, Board members and other agencies regarding service performance, routing, and schedules
- Schedule Analyst Emergency Backup
  - Develops operational schedules which utilize personnel effectively and meet labor contract provisions
  - Develops block sheets, Operator paddles, on-call sheets and other related materials for quarterly bids
  - Provides quarterly bid and schedule information for payroll purposes

## Attachment A

- Analyzes statistical files on passenger loadings, traffic conditions, vehicle running time, labor contract provisions and other data in order to develop, modify, and implement transit schedules
- Prepares quarterly operator bid and special bids

### **EMPLOYMENT STANDARDS**

#### **Knowledge of:**

- Policies, procedures and regulatory requirements government funding programs from Federal, State, and local sources
- Budget methods for operating, short and long term capital funding
- Current software programs for work processing, spreadsheets, and presentations at the intermediate level
- Principles of transit operations and route development
- The development of key performance indicators, scorecards and dashboards

#### **Ability to:**

- Work as part of a team to problem solve and develop consensus
- Develop options to further the agency's mission statement by evaluating data and interacting with staff
- Communicate effectively both orally and in writing
- Apply mathematical concepts and conduct basic statistical analysis
- Compute rates, ratios, percentages, and apply basic research methods and procedures

### **TRAINING AND EXPERIENCE:**

Bachelor's degree from an accredited college in business, public administration, transportation planning, or related field. Directly related experience beyond the minimum requirement may be substituted for the required education based on the ratio of two (2) years of experience for each (1) year of education.

### **AND**

Two (2) years of recent experience within last five years in transportation planning or related activities.

### **COMPUTER SKILLS**

Knowledge of basic office equipment and personal computers. Familiarity with software programs such as Microsoft Office Suite, to include Word, Excel, Access, etc. Working knowledge of software such as Geographic Information Systems (GIS), HASTUS, and an advance knowledge of Excel is beneficial.

### **SPECIAL REQUIREMENTS**

Possession of a valid California class C driver license and a safe driving record. Must pass requisite background check.

### **PHYSICAL REQUIREMENTS**

While performing the duties of this job, the employee is frequently required to sit, talk or hear, both in person and by telephone use hands to finger, handle or feel objects

## Attachment A

or controls, key and use a computer mouse. The employee is occasionally required to bend and twist at the neck, reach with hands and arms, stand, walk. Limited overhead reaching and lifting up to 20 pounds is required. Visual abilities required include close vision, distance vision, and the ability to adjust focus.

### **FLSA Status**

Non-exempt

### **Union**

SEIU-SEA

Established 5/17

- THIS PAGE INTENTIONALLY LEFT BLANK -

Effective June 16, 2016

|                                     | Step 1 | Step 1 LL | Step 1 L | Step 2 | Step 2 LL | Step 3 | Step 3 L | Step 3 LL | Step 4 | Step 4 L | Step 4 LL | Step 5 | Step 5 L | Step 5 LL | Step 6 | Step 6 L | Step 6 LL |       |
|-------------------------------------|--------|-----------|----------|--------|-----------|--------|----------|-----------|--------|----------|-----------|--------|----------|-----------|--------|----------|-----------|-------|
| SEA SALARY SCHEDULE                 |        |           |          |        |           |        |          |           |        |          |           |        |          |           |        |          |           |       |
| ACCESS SERVICES COORDINATOR         | 21.78  | 22.87     | 23.96    | 22.88  | 24.02     | 25.16  | 24.02    | 25.22     | 26.42  | 25.18    | 26.44     | 27.70  | 26.50    | 27.83     | 29.16  | 27.80    | 29.19     | 30.58 |
| ACCOUNTANT I                        | 28.47  | 29.89     | 31.31    | 29.89  | 31.38     | 32.87  | 31.38    | 32.95     | 34.52  | 32.95    | 34.60     | 36.25  | 34.60    | 36.33     | 38.06  | 36.33    | 38.15     | 39.97 |
| ACCOUNTANT II                       | 29.89  | 31.38     | 32.87    | 31.38  | 32.95     | 34.52  | 32.95    | 34.60     | 36.25  | 34.60    | 36.33     | 38.06  | 36.33    | 38.15     | 39.97  | 38.15    | 40.06     | 41.97 |
| ACCOUNTING CLERK *                  | 18.72  | 19.66     | 20.60    | 19.66  | 20.64     | 21.67  | 20.64    | 21.67     | 22.70  | 21.67    | 22.75     | 23.83  | 22.75    | 23.89     | 25.03  | 23.89    | 25.08     | 26.27 |
| ACCOUNTING SPECIALIST *             | 27.36  | 28.73     | 30.10    | 28.73  | 30.17     | 31.61  | 31.68    | 33.19     | 31.68  | 33.26    | 34.84     | 33.26  | 34.92    | 36.58     | 34.92  | 36.67    | 38.42     | 39.87 |
| ACCOUNTING TECH *                   | 21.28  | 22.34     | 23.40    | 22.34  | 23.46     | 24.58  | 23.46    | 24.63     | 25.80  | 24.63    | 25.86     | 27.09  | 25.86    | 27.15     | 28.44  | 27.15    | 28.51     | 29.87 |
| ADMIN ASSISTANT                     | 22.58  | 23.71     | 24.84    | 23.73  | 24.92     | 26.11  | 24.90    | 26.15     | 27.40  | 26.15    | 27.46     | 28.77  | 27.46    | 28.83     | 30.27  | 28.84    | 30.28     | 31.72 |
| ADMIN ASSISTANT/SUPERVISOR          | 23.72  | 24.91     | 26.10    | 24.89  | 26.13     | 27.37  | 26.14    | 27.45     | 28.76  | 27.45    | 28.82     | 30.19  | 28.83    | 30.27     | 31.71  | 30.26    | 31.77     | 33.28 |
| ADMIN CLERK I                       | 17.50  | 18.38     | 19.26    | 18.38  | 19.30     | 20.22  | 19.29    | 20.25     | 21.21  | 20.26    | 21.27     | 22.28  | 21.28    | 22.34     | 23.40  | 22.34    | 23.46     | 24.58 |
| ADMIN SPECIALIST                    | 23.72  | 24.91     | 26.10    | 24.87  | 26.11     | 27.35  | 26.14    | 27.45     | 28.76  | 27.46    | 28.83     | 30.20  | 28.79    | 30.23     | 31.67  | 30.24    | 31.75     | 33.26 |
| BENEFITS ADMINISTRATOR              | 23.98  | 25.18     | 26.38    | 25.17  | 26.43     | 27.69  | 26.42    | 27.74     | 29.06  | 27.77    | 29.16     | 30.55  | 29.15    | 30.61     | 32.07  | 30.63    | 32.16     | 33.69 |
| CLAIMS INVESTIGATOR I               | 23.76  | 24.95     | 26.14    | 24.91  | 26.16     | 27.41  | 26.19    | 27.50     | 28.81  | 27.48    | 28.85     | 30.22  | 28.91    | 30.36     | 31.81  | 30.35    | 31.87     | 33.39 |
| CLAIMS INVESTIGATOR II              | 26.38  | 27.70     | 29.02    | 27.69  | 29.07     | 30.45  | 29.08    | 30.53     | 31.98  | 30.55    | 32.08     | 33.61  | 32.12    | 33.73     | 35.42  | 33.73    | 35.42     | 37.11 |
| CUSTOMER SERVICE WORKER I           | 16.64  | 17.47     | 18.30    | 17.44  | 18.31     | 19.18  | 18.28    | 19.19     | 20.10  | 19.19    | 20.15     | 21.11  | 20.13    | 21.14     | 22.15  | 21.14    | 22.20     | 23.26 |
| CUSTOMER SERVICE WORKER II          | 18.12  | 19.03     | 19.94    | 19.04  | 19.99     | 20.94  | 19.99    | 20.99     | 21.99  | 20.97    | 22.02     | 23.07  | 21.98    | 23.08     | 24.18  | 23.08    | 24.23     | 25.38 |
| CUSTOMER SERVICE COORDINATOR        | 22.07  | 23.17     | 24.27    | 23.19  | 24.35     | 25.51  | 24.34    | 25.56     | 26.78  | 25.49    | 26.76     | 28.03  | 26.81    | 28.15     | 29.49  | 28.12    | 29.53     | 30.94 |
| CUSTOMER SERVICE REP **             | 18.38  | 19.30     | 20.22    | 19.28  | 20.24     | 21.20  | 20.24    | 21.25     | 22.26  | 21.21    | 22.27     | 23.33  | 22.26    | 23.37     | 24.48  | 23.38    | 24.55     | 25.72 |
| FAC MAINT SUPERVISOR                | 30.52  | 32.05     | 33.58    | 32.04  | 33.64     | 35.24  | 33.64    | 35.32     | 37.00  | 35.30    | 37.07     | 38.84  | 37.06    | 38.91     | 40.76  | 38.89    | 40.83     | 42.77 |
| FAC MAINT WKR I                     | 18.64  | 19.57     | 20.50    | 19.58  | 20.56     | 21.54  | 20.51    | 21.54     | 22.57  | 21.51    | 22.59     | 23.67  | 22.57    | 23.70     | 24.83  | 23.69    | 24.87     | 26.05 |
| FAC MAINT WKR II                    | 21.78  | 22.87     | 23.96    | 22.87  | 24.01     | 25.15  | 24.00    | 25.20     | 26.40  | 25.17    | 26.43     | 27.69  | 26.41    | 27.73     | 29.05  | 27.72    | 29.11     | 30.50 |
| FINANCIAL ANALYST *                 | 33.68  | 35.36     | 37.04    | 35.36  | 37.13     | 38.90  | 37.13    | 38.99     | 40.85  | 38.99    | 40.94     | 42.89  | 40.94    | 42.99     | 45.04  | 42.99    | 45.14     | 47.29 |
| GRANTS/LEGISLATIVE ANALYST          | 31.41  | 32.98     | 34.55    | 33.01  | 34.66     | 36.31  | 34.65    | 36.38     | 38.11  | 36.35    | 38.17     | 39.99  | 38.19    | 40.10     | 42.01  | 40.11    | 42.12     | 44.13 |
| HR CLERK                            | 21.34  | 22.41     | 23.48    | 22.46  | 23.58     | 24.70  | 23.56    | 24.74     | 25.92  | 24.78    | 26.02     | 27.26  | 25.98    | 27.28     | 28.58  | 27.29    | 28.65     | 30.01 |
| HR GENERALIST                       | 27.25  | 28.61     | 29.97    | 28.57  | 30.00     | 31.43  | 30.04    | 31.54     | 33.04  | 31.54    | 33.12     | 34.70  | 33.14    | 34.80     | 36.46  | 34.80    | 36.54     | 38.28 |
| HR SPECIALIST                       | 22.88  | 24.02     | 25.16    | 24.02  | 25.22     | 26.42  | 25.18    | 26.44     | 27.70  | 26.50    | 27.83     | 29.16  | 27.80    | 29.19     | 30.58  | 29.21    | 30.67     | 32.13 |
| IT TECH                             | 22.52  | 23.65     | 24.78    | 23.63  | 24.81     | 25.99  | 24.82    | 26.06     | 27.30  | 26.06    | 27.36     | 28.66  | 27.40    | 28.77     | 30.14  | 28.73    | 30.17     | 31.61 |
| JR. TRANS PLANNER                   | 23.40  | 24.57     | 25.74    | 24.56  | 25.79     | 27.02  | 25.82    | 27.11     | 28.40  | 27.09    | 28.44     | 29.79  | 28.46    | 29.88     | 31.30  | 29.87    | 31.36     | 32.85 |
| LEAD CUSTODIAN                      | 20.47  | 21.49     | 22.51    | 21.51  | 22.59     | 23.67  | 22.57    | 23.70     | 24.83  | 23.72    | 24.91     | 26.10  | 24.87    | 26.11     | 27.35  | 26.12    | 27.43     | 28.74 |
| LEGAL SECRETARY                     | 21.34  | 22.41     | 23.48    | 22.46  | 23.56     | 24.70  | 23.56    | 24.74     | 25.92  | 24.78    | 26.02     | 27.26  | 25.98    | 27.28     | 28.58  | 27.29    | 28.65     | 30.01 |
| PARALEGAL                           | 26.38  | 27.70     | 29.02    | 27.69  | 29.07     | 30.45  | 29.08    | 30.53     | 31.98  | 30.55    | 32.08     | 33.61  | 32.12    | 33.73     | 35.42  | 33.73    | 35.42     | 37.11 |
| PARATRANSIT ELIGIBILITY COORDINATOR | 26.38  | 27.70     | 29.02    | 27.69  | 29.07     | 30.45  | 29.08    | 30.53     | 31.98  | 30.55    | 32.08     | 33.61  | 32.12    | 33.73     | 35.42  | 33.73    | 35.42     | 37.11 |
| PAYROLL SPECIALIST *                | 23.57  | 24.75     | 25.93    | 24.75  | 25.99     | 27.23  | 25.99    | 27.29     | 28.59  | 27.29    | 28.65     | 30.01  | 28.65    | 30.08     | 31.51  | 30.08    | 31.58     | 33.08 |
| PERSONNEL TECHNICIAN                | 24.72  | 25.96     | 27.20    | 25.95  | 27.25     | 28.55  | 27.21    | 28.57     | 29.93  | 28.61    | 30.04     | 31.47  | 30.04    | 31.54     | 33.04  | 31.56    | 33.14     | 34.72 |
| PLANNING ANALYST                    | 29.77  | 31.26     | 32.75    | 31.26  | 32.82     | 34.38  | 32.82    | 34.46     | 36.10  | 34.46    | 36.18     | 37.90  | 36.18    | 37.99     | 39.80  | 37.99    | 39.89     | 41.79 |
| PURCHASING AGENT                    | 30.35  | 31.87     | 33.39    | 31.83  | 33.42     | 35.01  | 33.46    | 35.13     | 36.80  | 35.13    | 36.89     | 38.65  | 36.90    | 38.75     | 40.60  | 38.77    | 40.71     | 42.65 |
| PURCHASING ASSISTANT                | 22.46  | 23.58     | 24.70    | 23.56  | 24.74     | 25.92  | 24.78    | 26.02     | 27.26  | 26.00    | 27.30     | 28.60  | 27.29    | 28.65     | 30.01  | 28.65    | 30.08     | 31.51 |
| REVENUE SPECIALIST                  | 18.18  | 19.09     | 20.00    | 19.08  | 20.03     | 20.98  | 20.04    | 21.04     | 22.04  | 21.01    | 22.06     | 23.11  | 22.06    | 23.16     | 24.26  | 23.18    | 24.34     | 25.50 |
| SAFETY SPECIALIST                   | 32.53  | 34.16     | 35.79    | 34.13  | 35.84     | 37.55  | 35.86    | 37.65     | 39.44  | 37.64    | 39.52     | 41.40  | 39.50    | 41.48     | 43.46  | 41.49    | 43.56     | 45.63 |
| SCHEDULE ANALYST                    | 29.13  | 30.59     | 32.05    | 30.58  | 32.11     | 33.64  | 32.14    | 33.75     | 35.36  | 33.73    | 35.42     | 37.11  | 35.40    | 37.17     | 38.94  | 37.16    | 39.02     | 40.88 |

L = 10 Years Longevity (5%); LL = 15 Years Longevity (5%-5%)



Effective June 16, 2016

|                                   | Step 1 | Step 1 L | Step 1 LL | Step 2 | Step 2 L | Step 2 LL | Step 3 | Step 3 L | Step 3 LL | Step 4 | Step 4 L | Step 4 LL | Step 5 | Step 5 L | Step 5 LL | Step 6 | Step 6 L | Step 6 LL |
|-----------------------------------|--------|----------|-----------|--------|----------|-----------|--------|----------|-----------|--------|----------|-----------|--------|----------|-----------|--------|----------|-----------|
| SR ACCOUNTING TECHNICIAN *        | 24.17  | 25.38    | 26.59     | 25.38  | 26.65    | 27.92     | 26.65  | 27.98    | 29.31     | 27.98  | 29.38    | 30.78     | 29.38  | 30.85    | 32.32     | 30.85  | 32.39    | 33.93     |
| SR CUSTOMER SERVICE REP           | 21.01  | 22.06    | 23.11     | 22.07  | 23.17    | 24.27     | 23.17  | 24.33    | 25.49     | 24.32  | 25.54    | 26.76     | 25.51  | 26.79    | 28.07     | 26.82  | 28.16    | 29.50     |
| SR FAC MAINT WKR                  | 23.76  | 24.95    | 26.14     | 24.91  | 26.14    | 27.41     | 26.14  | 27.45    | 28.76     | 27.42  | 28.79    | 30.16     | 28.74  | 30.18    | 31.62     | 30.18  | 31.69    | 33.20     |
| SR FINANCIAL ANALYST *            | 37.43  | 39.30    | 41.17     | 39.30  | 41.27    | 43.24     | 41.27  | 43.33    | 45.39     | 43.33  | 45.50    | 47.67     | 45.50  | 47.78    | 50.06     | 47.77  | 50.16    | 52.55     |
| SR IT TECH                        | 26.06  | 27.36    | 28.66     | 27.40  | 28.77    | 30.14     | 28.72  | 30.16    | 31.60     | 30.16  | 31.67    | 33.18     | 31.70  | 33.29    | 34.88     | 33.27  | 34.93    | 36.59     |
| SR PAYROLL SPECIALIST *           | 26.39  | 27.71    | 29.03     | 27.71  | 29.10    | 30.49     | 29.10  | 30.56    | 32.02     | 30.55  | 32.08    | 33.61     | 32.08  | 33.68    | 35.28     | 33.68  | 35.36    | 37.04     |
| SR SYS ADMIN                      | 37.64  | 39.52    | 41.40     | 39.50  | 41.48    | 43.46     | 41.49  | 43.56    | 45.63     | 43.59  | 45.77    | 47.95     | 45.76  | 48.05    | 50.34     | 48.06  | 50.46    | 52.86     |
| SR SAFETY SPECIALIST              | 37.64  | 39.52    | 41.40     | 39.50  | 41.48    | 43.46     | 41.49  | 43.56    | 45.63     | 43.59  | 45.77    | 47.95     | 45.76  | 48.05    | 50.34     | 48.06  | 50.46    | 52.86     |
| SR TRANS PLANNER                  | 31.27  | 32.83    | 34.39     | 32.84  | 34.48    | 36.12     | 34.49  | 36.21    | 37.93     | 36.20  | 38.01    | 39.82     | 38.02  | 39.92    | 41.82     | 39.92  | 41.92    | 43.92     |
| SUPERVISOR OF REVENUE COLLECTIONS | 27.73  | 29.12    | 30.51     | 29.16  | 30.62    | 32.08     | 30.64  | 32.17    | 33.70     | 32.16  | 33.77    | 35.38     | 33.75  | 35.44    | 37.13     | 35.43  | 37.20    | 38.97     |
| SYS ADMIN                         | 32.53  | 34.16    | 35.79     | 34.13  | 35.84    | 37.55     | 35.86  | 37.65    | 39.44     | 37.64  | 39.52    | 41.40     | 39.50  | 41.48    | 43.46     | 41.49  | 43.56    | 45.63     |
| TICKET & PASS PROGRAM SPECIALIST  | 19.64  | 20.62    | 21.60     | 20.64  | 21.67    | 22.70     | 21.66  | 22.74    | 23.82     | 22.77  | 23.91    | 25.05     | 23.89  | 25.08    | 26.27     | 25.08  | 26.33    | 27.58     |
| TRANSIT SURVEYOR                  | 16.67  | 17.50    | 18.33     | 17.56  | 18.44    | 19.32     | 18.42  | 19.34    | 20.26     | 19.31  | 20.28    | 21.25     | 20.31  | 21.33    | 22.35     | 21.32  | 22.39    | 23.46     |
| TRANSPORT PLAN AID                | 22.29  | 23.40    | 24.51     | 23.40  | 24.57    | 25.74     | 24.56  | 25.79    | 27.02     | 25.82  | 27.11    | 28.40     | 27.09  | 28.44    | 29.79     | 28.46  | 29.88    | 31.30     |
| TRANSPORT PLANNER                 | 29.78  | 31.27    | 32.76     | 31.27  | 32.83    | 34.39     | 32.84  | 34.48    | 36.12     | 34.49  | 36.21    | 37.93     | 36.20  | 38.01    | 39.82     | 38.02  | 39.92    | 41.82     |
| VEH SERV DETAILER                 | 19.27  | 20.23    | 21.19     | 20.21  | 21.22    | 22.23     | 21.20  | 22.26    | 23.32     | 22.24  | 23.35    | 24.46     | 23.33  | 24.50    | 25.67     | 24.47  | 25.69    | 26.91     |
| VEH SERV TECHNICIAN               | 21.20  | 22.26    | 23.32     | 22.24  | 23.35    | 24.46     | 23.33  | 24.50    | 25.67     | 24.47  | 25.69    | 26.91     | 25.64  | 26.92    | 28.20     | 26.94  | 28.29    | 29.64     |
| VEH SERV WKR I                    | 16.66  | 17.49    | 18.32     | 17.47  | 18.34    | 19.21     | 18.31  | 19.23    | 20.15     | 19.21  | 20.17    | 21.13     | 20.18  | 21.19    | 22.20     | 21.18  | 22.24    | 23.30     |
| VEH SERV WKR II                   | 18.34  | 19.26    | 20.18     | 19.27  | 20.23    | 21.19     | 20.21  | 21.22    | 22.23     | 21.20  | 22.26    | 23.32     | 22.24  | 23.35    | 24.46     | 23.33  | 24.50    | 25.67     |

L = 10 Years Longevity (5%); LL = 15 Years Longevity (5%+5%)  
 \* Rates for Accounting Clerk, Accounting Technician, Sr. Accounting Technician, Accounting Specialist, Payroll Specialist, Sr. Payroll Specialist, Financial Analyst, and Sr. Financial Analyst are effective June 30, 2016 as per new salary schedule approved on October 28, 2016  
 \*\* Rates for Customer Service Rep are effective June 30, 2016 as per new salary schedule approved on June 24, 2016

**Article 10.2 Longevity**

"METRO shall compensate an employee with longevity increments as follows:  
 5% of the base salary after ten (10) years of continuous service.  
 An additional 5% of the base salary after fifteen (15) years of continuous service."

**Calculation Method:**

Step 1: Calculate 5% of the Base (Base Step x 0.05)  
 Step 2: Base Step + 5% of the Base (as calculated in Step 1) to calculate L (10 Years)  
 Step 3: Base Step + 2 x 5% of the Base (as calculated in Step 1) to calculate LL (15 Years)

**Example:**

Step 1: Base Rate = \$27.80; 5% of the Base Rate = \$27.80 x 0.05 = \$1.39  
 Step 2: \$27.80 + \$1.39 = \$29.19 (6L)  
 Step 3: \$27.80 + 2 x \$1.39 = \$30.58 (6LL)

**Tentative Agreement**

Article 10.1 Pay Rates  
 Agree to pay scales as provided above.

Date \_\_\_\_\_

Alex Clifford, CEO/General Manager, Santa Cruz METRO

*[Signature]*  
 Joaquin Prieto, President, SEA Chapter

Olivia Martinez, Lead Internal Organizer, SEIU Local 521



Effective June 15, 2017

|                                     | Step 1 | Step 1 L | Step 1 LL | Step 2 | Step 2 L | Step 2 LL | Step 3 | Step 3 L | Step 3 LL | Step 4 | Step 4 L | Step 4 LL | Step 5 | Step 5 L | Step 5 LL | Step 6 | Step 6 L | Step 6 LL |
|-------------------------------------|--------|----------|-----------|--------|----------|-----------|--------|----------|-----------|--------|----------|-----------|--------|----------|-----------|--------|----------|-----------|
| SEA SALARY SCHEDULE                 |        |          |           |        |          |           |        |          |           |        |          |           |        |          |           |        |          |           |
| ACCESS SERVICES COORDINATOR         | 22.22  | 23.33    | 24.44     | 23.34  | 24.51    | 25.68     | 24.50  | 25.73    | 26.96     | 25.68  | 26.96    | 28.24     | 27.03  | 28.38    | 29.73     | 28.36  | 29.78    | 31.20     |
| ACCOUNTANT I                        | 29.05  | 30.50    | 31.95     | 30.50  | 32.03    | 33.56     | 32.03  | 33.63    | 35.23     | 33.63  | 35.31    | 36.99     | 35.31  | 37.08    | 38.85     | 37.08  | 38.93    | 40.78     |
| ACCOUNTANT II                       | 30.50  | 32.03    | 33.56     | 32.03  | 33.62    | 35.22     | 33.62  | 35.30    | 36.98     | 35.30  | 37.07    | 38.84     | 37.07  | 38.91    | 40.76     | 38.91  | 40.86    | 42.81     |
| ACCOUNTING CLERK                    | 19.09  | 20.04    | 20.99     | 20.05  | 21.05    | 22.05     | 21.05  | 22.10    | 23.15     | 22.10  | 23.21    | 24.32     | 23.21  | 24.37    | 25.53     | 24.37  | 25.59    | 26.81     |
| ACCOUNTING SPECIALIST               | 27.91  | 29.31    | 30.71     | 29.30  | 30.77    | 32.24     | 30.77  | 32.31    | 33.85     | 32.31  | 33.93    | 35.55     | 33.93  | 35.63    | 37.33     | 35.62  | 37.40    | 39.18     |
| ACCOUNTING TECH                     | 21.71  | 22.80    | 23.89     | 22.79  | 23.93    | 25.07     | 23.93  | 25.13    | 26.33     | 25.12  | 26.38    | 27.64     | 26.38  | 27.70    | 29.02     | 27.69  | 29.07    | 30.45     |
| ADMIN ASSISTANT                     | 23.03  | 24.18    | 25.33     | 24.20  | 25.41    | 26.62     | 25.40  | 26.67    | 27.94     | 26.67  | 28.00    | 29.33     | 28.01  | 29.41    | 30.81     | 29.42  | 30.89    | 32.36     |
| ADMIN ASSISTANT/SUPERVISOR          | 24.19  | 25.40    | 26.61     | 25.39  | 26.66    | 27.93     | 26.66  | 27.99    | 29.32     | 28.00  | 29.40    | 30.80     | 29.41  | 30.88    | 32.35     | 30.87  | 32.41    | 33.95     |
| ADMIN CLERK I                       | 17.85  | 18.74    | 19.63     | 18.75  | 19.69    | 20.63     | 19.68  | 20.66    | 21.64     | 20.67  | 21.70    | 22.73     | 21.71  | 22.80    | 23.89     | 22.79  | 23.93    | 25.07     |
| ADMIN SPECIALIST                    | 24.19  | 25.40    | 26.61     | 25.37  | 26.64    | 27.91     | 26.66  | 27.99    | 29.32     | 28.01  | 29.41    | 30.81     | 29.37  | 30.84    | 32.31     | 30.84  | 32.38    | 33.92     |
| BENEFITS ADMINISTRATOR              | 24.46  | 25.68    | 26.90     | 25.67  | 26.95    | 28.23     | 26.95  | 28.30    | 29.65     | 28.33  | 29.75    | 31.17     | 29.73  | 31.22    | 32.71     | 31.24  | 32.80    | 34.36     |
| CLAIMS INVESTIGATOR I               | 24.24  | 25.45    | 26.66     | 25.41  | 26.68    | 27.95     | 26.71  | 28.05    | 29.39     | 28.03  | 29.43    | 30.83     | 29.49  | 30.96    | 32.43     | 30.96  | 32.51    | 34.06     |
| CLAIMS INVESTIGATOR II              | 26.91  | 28.26    | 29.61     | 28.24  | 29.65    | 31.06     | 29.66  | 31.14    | 32.62     | 31.16  | 32.72    | 34.28     | 32.76  | 34.40    | 36.04     | 34.40  | 36.12    | 37.84     |
| CUSTODIAL SERVICE WORKER I          | 16.97  | 17.82    | 18.67     | 17.79  | 18.68    | 19.57     | 18.65  | 19.58    | 20.51     | 19.57  | 20.55    | 21.53     | 20.53  | 21.56    | 22.59     | 21.56  | 22.64    | 23.72     |
| CUSTODIAL SERVICE WORKER II         | 18.48  | 19.40    | 20.32     | 19.42  | 20.39    | 21.36     | 20.39  | 21.41    | 22.43     | 21.39  | 22.46    | 23.53     | 22.42  | 23.54    | 24.66     | 23.54  | 24.72    | 25.90     |
| CUSTOMER SERVICE COORDINATOR        | 22.51  | 23.64    | 24.77     | 23.65  | 24.83    | 26.01     | 24.83  | 26.07    | 27.31     | 26.00  | 27.30    | 28.60     | 27.35  | 28.72    | 30.09     | 28.68  | 30.11    | 31.54     |
| CUSTOMER SERVICE REP                | 18.75  | 19.69    | 20.63     | 19.67  | 20.65    | 21.63     | 20.64  | 21.67    | 22.70     | 21.63  | 22.71    | 23.79     | 22.71  | 23.85    | 24.99     | 23.85  | 25.04    | 26.23     |
| FAC MAINT SUPERVISOR                | 31.13  | 32.69    | 34.25     | 32.68  | 34.31    | 35.94     | 34.31  | 36.03    | 37.75     | 36.01  | 37.81    | 39.61     | 37.80  | 39.69    | 41.58     | 39.67  | 41.65    | 43.63     |
| FAC MAINT WKRR I                    | 19.01  | 19.96    | 20.91     | 19.97  | 20.97    | 21.97     | 20.92  | 21.97    | 23.02     | 21.94  | 23.04    | 24.14     | 23.02  | 24.17    | 25.32     | 24.16  | 25.37    | 26.58     |
| FAC MAINT WKRR II                   | 22.22  | 23.33    | 24.44     | 23.33  | 24.50    | 25.67     | 24.48  | 25.70    | 26.92     | 25.67  | 26.95    | 28.23     | 26.94  | 28.29    | 29.64     | 28.27  | 29.68    | 31.09     |
| FINANCIAL ANALYST                   | 34.35  | 36.07    | 37.79     | 36.07  | 37.87    | 39.67     | 37.87  | 39.76    | 41.65     | 39.77  | 41.76    | 43.75     | 41.76  | 43.85    | 45.94     | 43.85  | 46.04    | 48.23     |
| GRANTS/LEGISLATIVE ANALYST          | 32.04  | 33.64    | 35.24     | 33.67  | 35.35    | 37.03     | 35.34  | 37.11    | 38.88     | 37.08  | 38.93    | 40.78     | 38.95  | 40.90    | 42.85     | 40.91  | 42.96    | 45.01     |
| HR CLERK                            | 21.77  | 22.86    | 23.95     | 22.91  | 24.06    | 25.21     | 24.03  | 25.23    | 26.43     | 25.28  | 26.54    | 27.80     | 26.50  | 27.83    | 29.16     | 27.84  | 29.23    | 30.62     |
| HR GENERALIST                       | 27.80  | 29.19    | 30.58     | 29.14  | 30.60    | 32.06     | 30.64  | 32.17    | 33.70     | 32.17  | 33.78    | 35.39     | 33.80  | 35.49    | 37.18     | 35.50  | 37.28    | 39.06     |
| HR SPECIALIST                       | 23.34  | 24.51    | 25.68     | 24.50  | 25.73    | 26.96     | 25.68  | 26.96    | 28.24     | 27.03  | 28.38    | 29.73     | 28.36  | 29.78    | 31.20     | 29.79  | 31.28    | 32.77     |
| IT TECH                             | 22.97  | 24.12    | 25.27     | 24.10  | 25.31    | 26.52     | 25.32  | 26.59    | 27.86     | 26.58  | 27.91    | 29.24     | 27.95  | 29.35    | 30.75     | 29.30  | 30.77    | 32.24     |
| JR. TRANS PLANNER                   | 23.87  | 25.06    | 26.25     | 25.05  | 26.30    | 27.55     | 26.34  | 27.66    | 28.98     | 27.63  | 29.01    | 30.39     | 29.03  | 30.48    | 31.93     | 30.47  | 31.99    | 33.51     |
| LEAD CUSTODIAN                      | 20.88  | 21.92    | 22.96     | 21.94  | 23.04    | 24.14     | 23.02  | 24.17    | 25.32     | 24.19  | 25.40    | 26.61     | 25.37  | 26.64    | 27.91     | 26.64  | 27.97    | 29.30     |
| LEGAL SECRETARY                     | 21.77  | 22.86    | 23.95     | 22.91  | 24.06    | 25.21     | 24.03  | 25.23    | 26.43     | 25.28  | 26.54    | 27.80     | 26.50  | 27.83    | 29.16     | 27.84  | 29.23    | 30.62     |
| PARALEGAL                           | 26.91  | 28.26    | 29.61     | 28.24  | 29.65    | 31.06     | 29.66  | 31.14    | 32.62     | 31.16  | 32.72    | 34.28     | 32.76  | 34.40    | 36.04     | 34.40  | 36.12    | 37.84     |
| PARATRANSIT ELIGIBILITY COORDINATOR | 26.91  | 28.26    | 29.61     | 28.24  | 29.65    | 31.06     | 29.66  | 31.14    | 32.62     | 31.16  | 32.72    | 34.28     | 32.76  | 34.40    | 36.04     | 34.40  | 36.12    | 37.84     |
| PAYROLL SPECIALIST                  | 24.04  | 25.24    | 26.44     | 25.25  | 26.51    | 27.77     | 26.51  | 27.84    | 29.17     | 27.84  | 29.23    | 30.62     | 29.22  | 30.68    | 32.14     | 30.68  | 32.21    | 33.74     |
| PERSONNEL TECHNICIAN                | 25.21  | 26.47    | 27.73     | 26.47  | 27.79    | 29.11     | 27.75  | 29.14    | 30.53     | 29.14  | 30.64    | 32.10     | 30.64  | 32.17    | 33.70     | 32.19  | 33.80    | 35.41     |
| PLANNING ANALYST                    | 30.37  | 31.89    | 33.41     | 31.89  | 33.48    | 35.07     | 33.48  | 35.15    | 36.82     | 35.15  | 36.91    | 38.67     | 36.90  | 38.75    | 40.60     | 38.75  | 40.69    | 42.63     |
| PURCHASING AGENT                    | 30.96  | 32.51    | 34.06     | 32.47  | 34.09    | 35.71     | 34.13  | 35.84    | 37.55     | 35.83  | 37.62    | 39.41     | 37.64  | 39.52    | 41.40     | 39.55  | 41.53    | 43.51     |
| PURCHASING ASSISTANT                | 22.91  | 24.06    | 25.21     | 24.03  | 25.23    | 26.43     | 25.28  | 26.54    | 27.80     | 26.52  | 27.85    | 29.18     | 27.84  | 29.23    | 30.62     | 29.22  | 30.68    | 32.14     |
| REVENUE SPECIALIST                  | 18.54  | 19.47    | 20.40     | 19.46  | 20.43    | 21.40     | 20.44  | 21.46    | 22.48     | 21.43  | 22.50    | 23.57     | 22.50  | 23.63    | 24.76     | 23.64  | 24.82    | 26.00     |
| SAFETY SPECIALIST                   | 33.18  | 34.84    | 36.50     | 34.81  | 36.55    | 38.29     | 36.58  | 38.41    | 40.24     | 38.41  | 40.31    | 42.23     | 40.29  | 42.30    | 44.31     | 42.32  | 44.44    | 46.56     |
| SCHEDULE ANALYST                    | 29.71  | 31.20    | 32.69     | 31.19  | 32.75    | 34.31     | 32.78  | 34.42    | 36.06     | 34.40  | 36.12    | 37.84     | 36.11  | 37.92    | 39.73     | 37.90  | 39.80    | 41.70     |

L = 10 Years Longevity (5%); LL = 15 Years Longevity (5%+5%)

Effective June 15, 2017

|                                   | Step 1 | Step 1 LL | Step 1 L | Step 2 | Step 2 L | Step 2 LL | Step 3 | Step 3 L | Step 3 LL | Step 4 | Step 4 LL | Step 5 | Step 5 L | Step 5 LL | Step 6 | Step 6 L | Step 6 LL |
|-----------------------------------|--------|-----------|----------|--------|----------|-----------|--------|----------|-----------|--------|-----------|--------|----------|-----------|--------|----------|-----------|
| SR ACCOUNTING TECHNICIAN          | 24.65  | 25.88     | 27.11    | 25.89  | 27.18    | 28.47     | 27.18  | 28.54    | 29.90     | 28.54  | 29.97     | 29.97  | 31.47    | 32.97     | 31.47  | 33.04    | 34.61     |
| SR CUSTOMER SERVICE REP           | 21.43  | 22.50     | 23.57    | 22.51  | 23.64    | 24.77     | 23.63  | 24.81    | 25.99     | 24.81  | 26.05     | 26.02  | 27.32    | 28.62     | 27.36  | 28.73    | 30.10     |
| SR FAC MAINT WKR                  | 24.24  | 25.45     | 26.66    | 25.41  | 26.68    | 27.95     | 26.66  | 27.99    | 29.32     | 27.97  | 29.37     | 29.31  | 30.78    | 32.25     | 30.78  | 32.32    | 33.86     |
| SR FINANCIAL ANALYST              | 38.18  | 40.09     | 42.00    | 40.09  | 42.09    | 44.09     | 42.10  | 44.21    | 46.32     | 44.20  | 46.41     | 46.41  | 48.73    | 51.05     | 48.73  | 51.17    | 53.61     |
| SR IT TECH                        | 26.58  | 27.91     | 29.24    | 27.95  | 29.35    | 30.75     | 29.29  | 30.75    | 32.21     | 30.76  | 32.30     | 32.33  | 33.95    | 35.57     | 33.94  | 35.64    | 37.34     |
| SR PAYROLL SPECIALIST             | 26.92  | 28.27     | 29.62    | 28.26  | 29.67    | 31.08     | 29.68  | 31.16    | 32.64     | 31.16  | 32.72     | 32.72  | 34.36    | 36.00     | 34.35  | 36.07    | 37.79     |
| SR SYS ADMIN                      | 38.39  | 40.31     | 42.23    | 40.29  | 42.30    | 44.31     | 42.32  | 44.44    | 46.56     | 44.46  | 46.68     | 46.68  | 49.01    | 51.34     | 49.02  | 51.47    | 53.92     |
| SR SAFETY SPECIALIST              | 38.39  | 40.31     | 42.23    | 40.29  | 42.30    | 44.31     | 42.32  | 44.44    | 46.56     | 44.46  | 46.68     | 46.68  | 49.01    | 51.34     | 49.02  | 51.47    | 53.92     |
| SR TRANS PLANNER                  | 31.90  | 33.50     | 35.10    | 33.50  | 35.18    | 36.86     | 35.18  | 36.94    | 38.70     | 36.92  | 38.77     | 38.78  | 40.29    | 42.30     | 40.29  | 42.32    | 44.44     |
| SUPERVISOR OF REVENUE COLLECTIONS | 28.28  | 29.69     | 31.10    | 29.74  | 31.23    | 32.72     | 31.25  | 32.81    | 34.37     | 32.80  | 34.44     | 34.43  | 36.15    | 37.87     | 36.14  | 37.95    | 39.76     |
| SYS ADMIN                         | 33.18  | 34.84     | 36.50    | 34.81  | 36.55    | 38.29     | 36.58  | 38.41    | 40.24     | 38.39  | 40.31     | 40.29  | 42.30    | 44.31     | 42.32  | 44.44    | 46.56     |
| TICKET & PASS PROGRAM SPECIALIST  | 20.03  | 21.03     | 22.03    | 21.05  | 22.10    | 23.15     | 22.09  | 23.19    | 24.29     | 23.23  | 24.39     | 24.37  | 25.55    | 26.81     | 25.58  | 26.86    | 28.14     |
| TRANSIT SURVEYOR                  | 17.00  | 17.85     | 18.70    | 17.91  | 18.81    | 19.71     | 18.79  | 19.73    | 20.67     | 19.70  | 20.69     | 20.72  | 21.76    | 22.80     | 21.75  | 22.84    | 23.93     |
| TRANSPORT PLAN AID                | 22.74  | 23.88     | 25.02    | 23.87  | 25.06    | 26.25     | 25.05  | 26.30    | 27.55     | 26.34  | 27.66     | 27.63  | 29.01    | 30.39     | 29.03  | 30.48    | 31.93     |
| TRANSPORT PLANNER                 | 30.38  | 31.90     | 33.42    | 31.90  | 33.50    | 35.10     | 33.50  | 35.18    | 36.86     | 35.18  | 36.94     | 38.70  | 38.77    | 40.62     | 38.78  | 40.72    | 42.66     |
| VEH SERV/DETAILER                 | 19.66  | 20.64     | 21.62    | 20.61  | 21.64    | 22.67     | 21.62  | 22.70    | 23.78     | 22.68  | 23.81     | 24.94  | 24.96    | 26.18     | 24.96  | 26.21    | 27.46     |
| VEH SERV TECHNICIAN               | 21.62  | 22.70     | 23.78    | 22.68  | 23.81    | 24.94     | 23.80  | 24.99    | 26.18     | 24.96  | 26.21     | 26.15  | 27.46    | 28.77     | 27.48  | 28.85    | 30.22     |
| VEH SERV WKR I                    | 16.99  | 17.84     | 18.69    | 17.82  | 18.71    | 19.60     | 18.68  | 19.61    | 20.54     | 19.59  | 20.57     | 21.55  | 20.58    | 22.64     | 21.60  | 22.68    | 23.76     |
| VEH SERV WKR II                   | 18.71  | 19.65     | 20.59    | 19.66  | 20.64    | 21.62     | 20.61  | 21.64    | 22.67     | 21.62  | 22.70     | 22.68  | 23.81    | 24.94     | 23.80  | 24.99    | 26.18     |

L = 10 Years Longevity (5%); LL = 15 Years Longevity (5%+5%)

**Article 10.2 Longevity.**

"METRO shall compensate an employee with longevity increments as follows:  
 5% of the base salary after ten (10) years of continuous service.  
 An additional 5% of the base salary after fifteen (15) years of continuous service."

**Calculation Method:**

Step 1: Calculate 5% of the Base (Base Step x 0.05)  
 Step 2: Base Step + 5% of the Base (as calculated in Step 1) to calculate L (10 Years)  
 Step 3: Base Step + 2 x 5% of the Base (as calculated in Step 1) to calculate LL (15 Years)

**Example:**

Step 1: Base Rate = \$28.36; 5% of the Base Rate = \$28.36 x 0.05 = \$1.42  
 Step 2: \$28.36 + \$1.42 = \$29.78 (6L)  
 Step 3: \$28.36 + \$1.42 + \$1.42 = \$31.20 (6LL)

**Tentative Agreement**

Article 10.1 Pay Rates

Agree to pay scales as provided above.

Alex Clifford, CEO/General Manager, Santa Cruz METRO

Joan Ferreres, President, SEA Chapter

Olivier Martinez, Lead Internal Organizer, SEIU Local 521

Date \_\_\_\_\_



**DATE:** May 19, 2017

**TO:** Board of Directors

**FROM:** Thomas Hiltner, Grants/Legislative Analyst

**SUBJECT: CONSIDER ADOPTING A RESOLUTION THAT AUTHORIZES THE CEO/GM TO SUBMIT A GRANT APPLICATION AND EXECUTE AGREEMENTS TO RECEIVE FUNDS FROM THE FEDERAL TRANSIT ADMINISTRATION'S LOW AND NO EMISSION BUS PROGRAM AND WHICH APPROVES THE USE OF CALIFORNIA TOLL CREDITS TO PROVIDE MATCHING FUNDS FOR THE FEDERAL GRANT**

## **I. RECOMMENDED ACTION**

**That the Board of Directors adopt a resolution authorizing the CEO/GM to submit grant application and execute agreements to receive funds from the Federal Transit Administration Low and No Emission Bus Program and approving the use of California Toll Credits for the grant matching funds**

## **II. SUMMARY**

- The Federal Transit Administration (FTA) announced a funding opportunity for the competitive FY17 Low and No Emission Bus Program (Low No) on 4/27/17.
- METRO needs to replace 61 diesel and CNG buses, which have exceeded their useful life, and staff recommends submitting a Low No grant application for up to ten battery-electric replacement buses.
- Last year, the FTA awarded METRO a \$3.8 million Low No grant to buy three battery-electric buses for the Highway 17 Express.
- A separate item on today's agenda requests that METRO adopt a resolution to document its commitment to acquiring a zero-emission bus fleet.
- Adopting the attached resolution (Attachment A) would authorize the CEO/GM to submit a grant application and execute agreements to receive FTA funds for up to ten battery-electric buses using California Transportation Development Credits to furnish the local matching share to the grant.

## **III. BACKGROUND/DISCUSSION**

The Federal Transit Administration (FTA) published a Notice of Funding Opportunity on 4/27/17 for its Low and No Emission Bus Program (Low No). This program makes \$55 million available nationwide to purchase battery-electric, fuel cell or hybrid-energy buses to accelerate the deployment and acceptance of advanced vehicle technologies to reduce greenhouse gas emissions. The FTA

anticipates awarding grants based upon merit and in consideration of equitable geographic distribution to a range of transit operators. Applications are due 6/26/17.

METRO needs to replace 61 diesel and CNG buses, which are beyond their useful life and requires capital funding from external agencies to do so. A successful Low No project award would enable METRO to replace some of these buses with new battery-electric buses, and adding another fleet of battery-electric buses would advance the *Electric Bus Strategic Implementation Plan (Implementation Plan)*, which the Board adopted in September 2015.

A separate item on today's agenda requests that METRO adopt a resolution to further document its goal to operate a 100% zero-emission fleet. While the *Implementation Plan* establishes a pathway, a firm commitment to a goal for achieving a zero-emission fleet would strengthen METRO's position in requesting up to ten battery-electric buses in this year's application, as the FTA has previously awarded grants to agencies with a documented commitment to a zero-emission transit fleet.

METRO consulted with the Center for Transportation and the Environment (CTE) to develop a competitive scope of work on the grant application. Last year, METRO partnered with CTE on a Low No project proposal and received a \$3.8 million award to buy three battery-electric buses for the Highway 17 Express. METRO will partner with CTE again on this year's proposal. Analysis of successful Low No applications over the life of the program suggests a competitive range of project sizes and funding requests, and staff incorporated these tendencies into the application's scope of work and budget. METRO's proposal will request \$8,246,118 in FTA funding and \$1,453,433 in California Transportation Development Credits (Toll Credits) for a total project cost of \$9,699,551 to purchase up to ten battery-electric replacement buses.

In this year's Low No program notice, FTA introduced the concept of "scalability" to be considered in the applications. In an effort to award as many different projects as possible from the limited amount of Low No funds, the FTA will consider awarding applicants less than the amount of funding requested while still allowing for a viable project. Accordingly, staff proposes a minimum project of three battery-electric replacements at a total cost of \$3,223,814 with the FTA paying \$2,740,692 from the Low No program. Given an active fleet of 98 buses, METRO needs to replace approximately six buses every year to maintain a state of good repair. Conceivably, METRO could fund up to three of these annually from local funding sources, therefore, at least three replacements will need federal financial assistance.

The proposed project budget would require no local matching funds. The California Department of Transportation (Caltrans) has brokered an arrangement with the FTA in which toll revenue pledged to provide the local match for federally

funded infrastructure like the Bay Bridge greatly exceeded the required matching share. To compensate, the FTA is allowing the excess toll revenue, Transportation Development Credits (Toll Credits), to be pledged as the matching share for *new* federally funded projects. Caltrans has agreed to commit \$1,453,433 in Toll Credits for the local match required to buy ten buses.

Staff recommends that the Board adopt a resolution (Attachment A), which authorizes the CEO/GM to submit an application and execute agreements necessary to receive funds from the Low and No Emission Bus program and which approves the use of Toll Credits to furnish the matching share for the grant.

#### **IV. FINANCIAL CONSIDERATIONS/IMPACT**

If awarded, this grant would provide up to \$9,699,551 in revenue to purchase up to ten battery-electric buses. California Toll Credits would pay the local matching share and no local cash would be required. Staff will request a Capital Budget amendment if the grant is awarded.

#### **V. ALTERNATIVES CONSIDERED**

Alternative 1: Do not submit an application for the Low No program. METRO critically needs capital funding from external agencies to replace 61 buses, which are beyond their useful life, and not submitting this application would cause METRO to miss a good opportunity to obtain federal financial assistance with no local cash required. This option is not recommended.

Alternative 2: Submit a Low No application for a different scope of work. Staff analyzed previous FTA Low No awards and worked with CTE to create a scalable scope of work for this application which fits within the range of previous grant awards. This option is not recommended.


#### **VI. ATTACHMENTS**

**Attachment A:** Authorizing Resolution

Prepared by: Thomas Hiltner, Grants/Legislative Analyst


**VII. APPROVALS:**

Barrow Emerson, Planning  
And Development Manager




A handwritten signature in blue ink, appearing to read "Paul Emerson", written over a horizontal line.

Approved as to fiscal impact:  
Angela Aitken, Finance Manager



A handwritten signature in blue ink, appearing to read "Angela Aitken", written over a horizontal line.

Alex Clifford, CEO/General Manager



A handwritten signature in blue ink, appearing to read "Alex Clifford", written over a horizontal line.



# Attachment A



## BEFORE THE BOARD OF DIRECTORS OF THE SANTA CRUZ METROPOLITAN TRANSIT DISTRICT

Resolution No.  
On the Motion of Director:  
Duly Seconded by Director:  
The Following Resolution is Adopted:

### **RESOLUTION OF THE BOARD OF DIRECTORS OF THE SANTA CRUZ METROPOLITAN TRANSIT DISTRICT AUTHORIZING THE CEO/GENERAL MANAGER TO SUBMIT A GRANT APPLICATION AND EXECUTE AGREEMENTS TO RECEIVE FUNDS FROM THE FEDERAL TRANSIT ADMINISTRATION'S LOW AND NO EMISSION BUS PROGRAM AND APPROVING THE USE OF TOLL CREDITS FOR THE LOCAL MATCH**

**WHEREAS**, the Federal Transit Administration (FTA) is soliciting grant applications for \$55 million available nationwide in its Low and No Emission Bus Program (Low No) as authorized by Chapter 49 of the United States Code Section §5339(c); and

**WHEREAS**, the Santa Cruz Metropolitan Transit District (Santa Cruz METRO) is an eligible direct recipient of 49 USC §5339(c) grant funds; and

**WHEREAS**, Santa Cruz METRO has an immediate need to replace 61 diesel and CNG buses, which have exceeded their useful life of service; and

**WHEREAS**, Santa Cruz METRO adopted an *Electric Bus Strategic Implementation Plan* in 2015 and desires federal funding assistance to purchase up to ten new battery-electric replacement buses in accordance with that strategy; and

**WHEREAS**, Santa Cruz METRO has obtained a commitment from the California Department of Transportation to furnish Transportation Development Credits (Toll Credits) for the required local matching funds to the grant.

**NOW, THEREFORE, BE IT RESOLVED**, that the Board of Directors of the Santa Cruz Metropolitan Transit District hereby authorizes Alex Clifford, CEO/General Manager, or his designee, to submit a grant application to purchase up to ten battery-electric replacement buses, execute all agreements necessary to receive funds from the FTA's FY17 Low and No Emission Bus Program for the Santa Cruz Metropolitan Transit District, and to use California Toll Credits to pay the grant matching share of funds.

**PASSED AND ADOPTED** this 19th Day of May 2017 by the following vote::

**12-09A.1**

# Attachment A

Resolution No. \_\_\_\_\_  
Page 2

**AYES:** Directors -

**NOES:** Directors -

**ABSTAIN:** Directors -

**ABSENT:** Directors -

Approved:

Jimmy Dutra, Chair

---

Attest:

Alex Clifford, CEO/General Manager

---

Approved as to form:

Julie A. Sherman, General Counsel

---





**DATE:** May 19, 2017  
**TO:** Board of Directors  
**FROM:** Alex Clifford, CEO/General Manager  
**SUBJECT:** **CONSIDERATION OF A FORMAL RATIFICATION OF A SIDE LETTER OF AGREEMENT BETWEEN THE SERVICE EMPLOYEES INTERNATIONAL UNION, LOCAL 521, FOR THE PERIOD MAY 19, 2017 THROUGH JUNE 30, 2019**

**I. RECOMMENDED ACTION**

**That the Board of Directors approve a proposal for a one year extension agreement between the Service Employees International Union, Local 521, and the Santa Cruz Metropolitan Transit District.**

**II. SUMMARY**

- Service Employees International Union, Local 521 (SEIU), asked Santa Cruz METRO to negotiate the terms of:
  - a. Article 8 – Personnel Actions
  - b. Article 10 - Pay Rates
  - c. Article 13 – Paid Leaves
  - d. Article 23 – Term
  - e. Performance of a Classification and Total Compensation Study for SEIU by December 31, 2018
- SEIU and Santa Cruz METRO have reached a tentative agreement on a proposal for:
  - a. Article 8 – Personnel Actions
  - b. Suspend 8.2.3 through June 30, 2023 effective of May 19, 2017
  - c. Suspend 8.7.1 through June 30, 2023 effective of May 19, 2017
  - d. Article 10 - Pay Rates
    - i. 2% effective June 15, 2017 (previously agreed to 12/18/15)
    - ii. 0% effective June 14, 2018
  - e. Article 13 – Paid Leaves
    - i. One annual leave day removed
  - f. Article 23 – Term
    - i. Extend contract with above changes through June 30, 2019
  - g. Performance of a Classification and Total Compensation Study for SEIU by December 31, 2018

### III. DISCUSSION/BACKGROUND

The existing Labor Agreement with SEIU will expire on June 30, 2018.

In January 2017, Santa Cruz METRO received notice from SEIU that they wanted to extend the contract.

Santa Cruz METRO and SEIU met over the following months, and reached a Tentative Agreement (TA) proposing the following:

- a. Article 8 – Personnel Actions
- b. Suspend 8.2.3 through June 30, 2023 effective of May 19, 2017
- c. Suspend 8.7.1 through June 30, 2023 effective of May 19, 2017
  
- d. Article 10 - Pay Rates
  - i. 2% effective June 15, 2017 (previously agreed to 12/18/15)
  - ii. 0% effective June 14, 2018
  
- e. Article 13 – Paid Leaves
  - i. One annual leave day removed
  
- f. Article 23 – Term
  - i. Extend contract with above changes through June 30, 2019
  
- g. Performance of a Classification and Total Compensation Study for SEIU by December 31, 2018

The Tentative Agreement was voted on by members of SEIU in May, and passed with an agreement of the above negotiated conditions.

### IV. FINANCIAL CONSIDERATIONS/IMPACT

Estimated budget savings for the above actions related to the 0% effective pay period beginning June 14, 2018 is approximately \$186K in FY19.

One reduced annual leave day for SEIU is estimated to reduce liability by approximately \$53K over FY18 (\$26K) & FY19 (\$27K).

Net budget savings from these actions are estimated to be \$239K over FY18 (\$26K) & FY19 (\$213K).

**V. ALTERNATIVES CONSIDERED**

The Board may choose to reject the Tentative Agreement, and open full negotiations next year. This alternative is not recommended by staff.

**VI. ATTACHMENTS**

**Attachment A:** Signed Side Letter of Agreement – SEIU

**Exhibit 1:** Salary Schedule effective June 15, 2017

**Exhibit 2:** Salary Schedule effective June 14, 2018

Prepared by: Angela Aitken, Interim HR Manager and Finance Manager


**VII. APPROVALS:**

Approved as to fiscal impact:  
Angela Aitken, Finance Manager



---

Alex Clifford, CEO/General Manager



---

# Attachment A

## Side Letter of Agreement: Contract Extension and Modification – as of 05/10/17

Except as specifically provided for below, all other remaining terms and conditions as provided in the Memorandum of Understanding between the Santa Cruz Metropolitan Transit District and the Service Employees International Union – Local 521 for the term of July 1, 2012 through and including June 30, 2015 shall remain in full effect. This Side Letter of Agreement is subject to ratification by the Union membership and approval of the Board of Directors of Santa Cruz METRO.

### **ARTICLE 8 PERSONNEL ACTIONS**

#### 1a) 8.2 Classification Actions

It is agreed that Sec 8.2.3 will be suspended, as of the signing of this agreement, through June 30, 2023.

~~8.2.3 Beginning with the month of December 2001 and annually thereafter, management agrees to conduct three salary surveys on benchmark classifications not listed in Article 8.5.1 or one group defined as the class specifications used to determine a career ladder grouping as listed in Article 8.5.1 as recommended by the Union. The salary survey results shall be completed within six (6) months and reviewed by the Union. The General Manager's decision shall be made within thirty days of receipt and be final unless he/she recommends an adjustment to the Board. The Union may not recommend the same classification or group during the term of this MOU.~~

#### 1b) 8.7 Reclassification

It is agreed that Sec 8.7.1 will be suspended, as of the signing of this agreement, through June 30, 2023.

~~8.7.1 During the month of December, the first three (3) employees whose class specification is not included in any career ladder grouping (as listed in Article 8.5.1), and one group in a class, who submit to the Human Resources Manager a completed request form for reclassification, will be studied. During the month of June the first three (3) employees whose class specification is not included in any career ladder grouping (as listed in Article 8.5.1), who submit to the Human Resources Manager a completed request form for reclassification, will be studied.~~

~~During the month of December the Union can request a reclassification study of one group defined as the class specifications used to determine a career ladder grouping (as listed in Article 8.5.1). The Human Resources Manager will acknowledge receipt of the request within ten (10) working 21 days. An employee may not resubmit a second request while in the same classification for reclassification more than once within a two (2) year period after being studied. The employee and the Union may not resubmit a second request for a reclassification more than once within a two (2) year period after being studied. This provision shall not prohibit management from having additional positions studied other than those submitted by an employee or the Union.~~

~~Management shall provide a written notification to the Union on requested reclassifications including wage comparisons and recommendations. Classification adjustments for Union-~~

# Attachment A

## Side Letter of Agreement: Contract Extension and Modification – as of 05/10/17

---

~~initiated group reclassifications shall become effective on the first day of the first pay period following approval by the Board of Directors. Employee requested studies that result in being reclassified to a new or revised classification and result in a wage increase shall be effective not later than the first day of the first pay period of the following July 1 (December request) or January 1 (June request) of each year. However, the implementation of an upward wage increase may be delayed by the number of days beyond thirty (30) that it takes the employee to complete and submit the position information questionnaire form. Up to six (6) hours of the employee's work time will be provided for this task. Failure to complete the form within sixty (60) days will cancel the employee-requested study.~~

Note: It is the intent of the parties to suspend Sec 8.2.3 and Sec 8.7.1 until June 30, 2023, and have a Classification and Total Compensation Study performed for the SEIU bargaining unit by December 31, 2018.

2) Santa Cruz METRO will perform a Classification and Total Compensation Study for the SEIU bargaining Unit by December 31, 2018.

The following public Agencies ("comparable Agencies") will be used to gather comparative compensation data for the Classification and Total Compensation Study performed by December 31, 2018:

1. Alameda-Contra Costa Transit District
2. City of Santa Cruz
3. Central Contra Costa County Transit Authority
4. County of Santa Cruz
5. Golden Gate Transit District
6. Monterey-Salinas Transit District
7. Riverside Transit Agency
8. San Joaquin Regional Transit District
9. Santa Barbara Metropolitan Transit District
10. Santa Clara Valley Transportation Authority

The above ten (10) agreed upon comparable Agencies will be studied for the purposes of the Classification and Total Compensation Study to be completed by December 31, 2018 only. The use of the above comparable Agencies is non-precedential.

All parties agree that the Classification and Total Compensation Study to be completed by December 31, 2018 will be performed as a Total Compensation study. Total Compensation means that the study will include all compensation an employer provides to an employee, including all wages and benefits.

# Attachment A

## Side Letter of Agreement: Contract Extension and Modification – as of 05/10/17

### ARTICLE 10 PAY RATES

#### 3) 10.1 Pay Rates

Pay rates for represented classes are shown in Appendix A – Salary Schedules, and are modified pursuant to the following:

**An increase of 0% shall be effective June 14, 2018**

Note: It is the intent of the parties to receive no pay increase effective June 14, 2018. See Appendix A – Salary Schedules effective June 14, 2018.

### ARTICLE 13 PAID LEAVES

#### 4) 13.2 Annual Leave

It is agreed that Sec 13.2.1 will be amended effective July 1, 2017.

13.2.1 An employee shall accrue paid annual leave in lieu of vacation leave or holiday with the exception of 13.3.1 based on the following hours of active service (defined in section 10.9 Salary Schedule Step Advancement):

| Hours of Service | Hourly<br>Accrual Rate | Approximate<br>Days Annually |
|------------------|------------------------|------------------------------|
| 1 – 10,399       | 0.0846                 | 22                           |
| 10,400 – 20,799  | 0.1116                 | 29                           |
| 20,800 – 31,199  | 0.1231                 | 32                           |
| 31,200 +         | 0.1308                 | 34                           |

Note: It is the intent of the parties to rescind one day of annual leave accrual from each member's accrual rate effective July 1, 2017.

### ARTICLE 23 TERM

5) This contract extension and modification shall commence on **May 19, 2017**, and shall expire on **June 30, 2019**.

Note: It is the intent of the parties to modify the terms of the current agreement set to expire June 30, 2018.

# Attachment A

## Side Letter of Agreement: Contract Extension and Modification – as of 05/10/17

This agreement is entered into by the Service Employees International Union, Local 521 and the Santa Cruz Metropolitan Transit District on May 19, 2017, and is executed on behalf of the parties by the following representatives:

Santa Cruz Metropolitan Transit District

Service Employees International Union, Local 521

\_\_\_\_\_  
Alex Clifford, CEO

\_\_\_\_\_  
Olivia Martinez, Lead Internal Organizer

\_\_\_\_\_  
Ciro Aguirre, COO

\_\_\_\_\_  
Joan Jeffries, President, SEA Chapter

\_\_\_\_\_  
Angela Aitken, Fin Mgr & Interim HR Mgr

\_\_\_\_\_  
Michael Rios, President, PSA Chapter

\_\_\_\_\_  
Antonio Castillo, President, VMU Chapter



Effective June 15, 2017

|   | Step 1 | Step 1 LL | Step 2 | Step 2 L | Step 2 LL | Step 3 | Step 3 L | Step 3 LL | Step 4 | Step 4 L | Step 4 LL | Step 5 | Step 5 L | Step 5 LL | Step 6 | Step 6 L | Step 6 LL |
|---|--------|-----------|--------|----------|-----------|--------|----------|-----------|--------|----------|-----------|--------|----------|-----------|--------|----------|-----------|
| SEA SALARY SCHEDULE                       |        |           |        |          |           |        |          |           |        |          |           |        |          |           |        |          |           |
| ACCESS SERVICES COORDINATOR               | 22.22  | 23.33     | 24.44  | 23.34    | 24.51     | 25.68  | 24.50    | 25.73     | 26.96  | 25.68    | 26.96     | 27.03  | 28.38    | 29.73     | 28.36  | 29.78    | 31.20     |
| ACCOUNTANT I                              | 29.05  | 30.50     | 31.95  | 30.50    | 32.03     | 33.56  | 32.03    | 33.63     | 35.23  | 33.63    | 35.31     | 35.31  | 37.08    | 38.85     | 37.08  | 38.93    | 40.78     |
| ACCOUNTANT II                             | 30.50  | 32.03     | 33.56  | 32.03    | 33.62     | 35.22  | 33.62    | 35.30     | 36.98  | 35.30    | 37.07     | 37.07  | 38.91    | 40.76     | 38.91  | 40.86    | 42.81     |
| ACCOUNTING CLERK                          | 19.09  | 20.04     | 20.99  | 20.05    | 21.05     | 22.05  | 21.05    | 22.10     | 23.15  | 22.10    | 23.21     | 23.21  | 24.37    | 25.53     | 24.37  | 25.59    | 26.81     |
| ACCOUNTING SPECIALIST                     | 27.91  | 29.31     | 30.71  | 29.30    | 30.77     | 32.24  | 30.77    | 32.31     | 33.85  | 32.31    | 33.93     | 33.93  | 35.63    | 37.33     | 35.62  | 37.40    | 39.18     |
| ACCOUNTING TECH                           | 21.71  | 22.80     | 23.89  | 22.79    | 23.93     | 25.07  | 23.93    | 25.13     | 26.33  | 25.12    | 26.38     | 26.38  | 27.70    | 29.02     | 27.69  | 29.07    | 30.45     |
| ADMIN ASSISTANT                           | 23.03  | 24.18     | 25.33  | 24.20    | 25.41     | 26.62  | 25.40    | 26.67     | 27.94  | 26.67    | 28.00     | 28.00  | 29.41    | 30.81     | 29.41  | 30.89    | 32.36     |
| ADMIN ASSISTANT/SUPERVISOR                | 24.19  | 25.40     | 26.61  | 25.39    | 26.66     | 27.93  | 26.66    | 27.99     | 29.32  | 28.00    | 29.40     | 29.41  | 30.88    | 32.35     | 30.87  | 32.41    | 33.95     |
| ADMIN CLERK I                             | 17.85  | 18.74     | 19.63  | 18.75    | 19.69     | 20.63  | 19.68    | 20.66     | 21.64  | 20.67    | 21.70     | 21.71  | 23.80    | 25.99     | 22.79  | 23.93    | 25.07     |
| ADMIN SPECIALIST                          | 24.19  | 25.40     | 26.61  | 25.37    | 26.64     | 27.91  | 26.66    | 27.99     | 29.32  | 28.01    | 29.41     | 29.37  | 30.84    | 32.31     | 30.84  | 32.38    | 33.92     |
| BENEFITS ADMINISTRATOR                    | 24.46  | 25.68     | 26.90  | 25.67    | 26.95     | 28.23  | 26.95    | 28.30     | 29.65  | 28.33    | 29.75     | 29.73  | 31.22    | 32.71     | 31.24  | 32.80    | 34.36     |
| CLAIMS INVESTIGATOR I                     | 24.24  | 25.45     | 26.66  | 25.41    | 26.68     | 27.95  | 26.71    | 28.05     | 29.39  | 28.03    | 29.43     | 29.49  | 30.96    | 32.43     | 30.96  | 32.51    | 34.06     |
| CLAIMS INVESTIGATOR II                    | 26.91  | 28.26     | 29.61  | 28.24    | 29.65     | 31.06  | 29.66    | 31.14     | 32.62  | 31.16    | 32.72     | 32.76  | 34.40    | 36.04     | 34.40  | 36.12    | 37.84     |
| CUSTODIAL SERVICE WORKER I                | 16.97  | 17.82     | 18.67  | 17.79    | 18.68     | 19.57  | 18.65    | 19.58     | 20.51  | 19.57    | 20.55     | 20.53  | 21.56    | 22.59     | 21.56  | 22.64    | 23.72     |
| CUSTODIAL SERVICE WORKER II               | 18.48  | 19.40     | 20.32  | 19.42    | 20.39     | 21.36  | 20.39    | 21.41     | 22.43  | 21.39    | 22.46     | 22.42  | 23.54    | 24.66     | 23.54  | 24.72    | 25.90     |
| CUSTOMER SERVICE COORDINATOR              | 22.51  | 23.64     | 24.77  | 23.65    | 24.83     | 26.01  | 24.83    | 26.07     | 27.31  | 26.00    | 27.30     | 27.35  | 28.72    | 30.09     | 28.68  | 30.11    | 31.54     |
| CUSTOMER SERVICE REP                      | 18.75  | 19.69     | 20.63  | 19.67    | 20.65     | 21.63  | 20.64    | 21.67     | 22.70  | 21.63    | 22.71     | 22.71  | 23.85    | 24.99     | 23.85  | 25.04    | 26.23     |
| FAC MAINT SUPERVISOR                      | 31.13  | 32.69     | 34.25  | 32.68    | 34.31     | 35.94  | 34.31    | 36.03     | 37.75  | 36.01    | 37.81     | 37.80  | 39.69    | 41.58     | 39.67  | 41.65    | 43.63     |
| FAC MAINT WKR I                           | 19.01  | 19.96     | 20.91  | 19.97    | 20.97     | 21.97  | 20.92    | 21.97     | 23.02  | 21.94    | 23.04     | 23.02  | 24.17    | 25.32     | 24.16  | 25.37    | 26.58     |
| FAC MAINT WKR II                          | 22.22  | 23.33     | 24.44  | 23.33    | 24.50     | 25.67  | 24.48    | 25.70     | 26.92  | 25.67    | 26.95     | 26.94  | 28.29    | 29.64     | 28.27  | 29.68    | 31.09     |
| FINANCIAL ANALYST                         | 34.35  | 36.07     | 37.79  | 36.07    | 37.87     | 39.67  | 37.87    | 39.76     | 41.65  | 39.77    | 41.76     | 41.76  | 43.85    | 45.94     | 43.85  | 46.04    | 48.23     |
| GRANTS/LEGISLATIVE ANALYST                | 32.04  | 33.64     | 35.24  | 33.67    | 35.35     | 37.03  | 35.34    | 37.11     | 38.88  | 37.08    | 38.93     | 38.95  | 40.90    | 42.85     | 40.91  | 42.96    | 45.01     |
| HR CLERK                                  | 21.77  | 22.86     | 23.95  | 22.91    | 24.06     | 25.21  | 24.03    | 25.23     | 26.43  | 25.28    | 26.54     | 26.50  | 27.83    | 29.16     | 27.84  | 29.23    | 30.62     |
| HR GENERALIST                             | 27.80  | 29.19     | 30.58  | 29.14    | 30.60     | 32.06  | 30.64    | 32.17     | 33.70  | 32.17    | 33.78     | 33.80  | 35.49    | 37.18     | 35.50  | 37.28    | 39.06     |
| HR SPECIALIST                             | 23.34  | 24.51     | 25.68  | 24.50    | 25.73     | 26.96  | 25.68    | 26.96     | 28.24  | 27.03    | 28.38     | 28.36  | 29.78    | 31.20     | 29.79  | 31.28    | 32.77     |
| IT TECH                                   | 22.97  | 24.12     | 25.27  | 24.10    | 25.31     | 26.52  | 25.32    | 26.59     | 27.86  | 26.58    | 27.91     | 27.95  | 29.35    | 30.75     | 29.30  | 30.77    | 32.24     |
| JR. TRANS PLANNER                         | 23.87  | 25.06     | 26.25  | 25.05    | 26.30     | 27.55  | 26.34    | 27.66     | 28.98  | 27.63    | 29.01     | 29.03  | 30.48    | 31.93     | 30.47  | 31.99    | 33.51     |
| LEAD CUSTODIAN                            | 20.88  | 21.92     | 22.96  | 21.94    | 23.04     | 24.14  | 23.02    | 24.17     | 25.32  | 24.19    | 25.40     | 25.37  | 26.64    | 27.91     | 26.64  | 27.97    | 29.30     |
| LEGAL SECRETARY                           | 21.77  | 22.86     | 23.95  | 22.91    | 24.06     | 25.21  | 24.03    | 25.23     | 26.43  | 25.28    | 26.54     | 26.50  | 27.83    | 29.16     | 27.84  | 29.23    | 30.62     |
| PARALEGAL                                 | 26.91  | 28.26     | 29.61  | 28.24    | 29.65     | 31.06  | 29.66    | 31.14     | 32.62  | 31.16    | 32.72     | 32.76  | 34.40    | 36.04     | 34.40  | 36.12    | 37.84     |
| PERMANENT TRANSIT ELIGIBILITY COORDINATOR | 26.91  | 28.26     | 29.61  | 28.24    | 29.65     | 31.06  | 29.66    | 31.14     | 32.62  | 31.16    | 32.72     | 32.76  | 34.40    | 36.04     | 34.40  | 36.12    | 37.84     |
| PAYROLL SPECIALIST                        | 24.04  | 25.24     | 26.44  | 25.25    | 26.51     | 27.77  | 26.51    | 27.84     | 29.17  | 27.84    | 29.23     | 29.22  | 30.68    | 32.14     | 30.68  | 32.21    | 33.74     |
| PERSONNEL TECHNICIAN                      | 25.21  | 26.47     | 27.73  | 26.47    | 27.79     | 29.11  | 27.75    | 29.14     | 30.53  | 29.18    | 30.64     | 30.64  | 32.17    | 33.70     | 32.19  | 33.80    | 35.41     |
| PLANNING ANALYST                          | 30.37  | 31.89     | 33.41  | 31.89    | 33.48     | 35.07  | 33.48    | 35.15     | 36.82  | 35.15    | 36.91     | 36.90  | 38.75    | 40.60     | 38.75  | 40.69    | 42.63     |
| PROCURING AGENT                           | 30.96  | 32.51     | 34.06  | 32.47    | 34.09     | 35.71  | 34.13    | 35.84     | 37.55  | 35.83    | 37.62     | 37.64  | 39.52    | 41.40     | 39.55  | 41.53    | 43.51     |
| PURCHASING ASSISTANT                      | 22.91  | 24.06     | 25.21  | 24.03    | 25.23     | 26.43  | 25.28    | 26.54     | 27.80  | 26.52    | 27.85     | 27.84  | 29.23    | 30.62     | 29.22  | 30.68    | 32.14     |
| REVENUE SPECIALIST                        | 18.54  | 19.47     | 20.40  | 19.46    | 20.43     | 21.40  | 20.44    | 21.46     | 22.48  | 21.43    | 22.50     | 22.50  | 23.63    | 24.76     | 23.64  | 24.82    | 26.00     |
| SAFETY SPECIALIST                         | 33.18  | 34.84     | 36.50  | 34.81    | 36.55     | 38.29  | 36.58    | 38.41     | 40.24  | 38.39    | 40.31     | 40.29  | 42.30    | 44.31     | 42.32  | 44.44    | 46.56     |
| SCHEDULE ANALYST                          | 29.71  | 31.20     | 32.69  | 31.19    | 32.75     | 34.31  | 32.78    | 34.42     | 36.06  | 34.40    | 36.12     | 36.11  | 37.92    | 39.73     | 37.90  | 39.80    | 41.70     |

10 Years Longevity (5%); LL = 15 Years Longevity (5%+15%)

2-10A-Exhibit 1.1

Effective June 15, 2017

|                                   | Step 1 | Step 1 LL | Step 1 LL | Step 2 | Step 2 L | Step 2 LL | Step 3 | Step 3 L | Step 3 LL | Step 4 | Step 4 L | Step 4 LL | Step 5 | Step 5 L | Step 5 LL | Step 6 | Step 6 L | Step 6 LL |
|-----------------------------------|--------|-----------|-----------|--------|----------|-----------|--------|----------|-----------|--------|----------|-----------|--------|----------|-----------|--------|----------|-----------|
| SR ACCOUNTING TECHNICIAN          | 24.65  | 25.88     | 27.11     | 25.89  | 27.18    | 28.47     | 27.18  | 28.54    | 29.90     | 28.54  | 29.97    | 31.40     | 29.97  | 31.47    | 32.97     | 31.47  | 33.04    | 34.61     |
| SR CUSTOMER SERVICE REP           | 21.43  | 22.50     | 23.57     | 22.51  | 23.64    | 24.77     | 23.63  | 24.81    | 25.99     | 24.81  | 26.05    | 27.29     | 26.02  | 27.32    | 28.62     | 27.36  | 28.73    | 30.10     |
| SR FAC MAINT WKR                  | 24.24  | 25.45     | 26.66     | 25.41  | 26.68    | 27.95     | 26.66  | 27.99    | 29.32     | 27.97  | 29.37    | 30.77     | 29.31  | 30.78    | 32.25     | 30.78  | 32.32    | 33.86     |
| SR: FINANCIAL ANALYST             | 38.18  | 40.09     | 42.00     | 40.09  | 42.09    | 44.09     | 42.10  | 44.21    | 46.32     | 44.20  | 46.41    | 48.62     | 46.41  | 48.73    | 51.05     | 48.73  | 51.17    | 53.61     |
| SR IT TECH                        | 26.58  | 27.91     | 29.24     | 27.95  | 29.35    | 30.75     | 29.29  | 30.75    | 32.21     | 30.76  | 32.30    | 33.84     | 32.33  | 33.95    | 35.57     | 33.94  | 35.64    | 37.34     |
| SR PAYROLL SPECIALIST             | 26.92  | 28.27     | 29.62     | 28.26  | 29.67    | 31.08     | 29.68  | 31.16    | 32.64     | 31.16  | 32.72    | 34.28     | 32.72  | 34.36    | 36.00     | 34.35  | 36.07    | 37.79     |
| SR SYS ADMIN                      | 38.39  | 40.31     | 42.23     | 40.29  | 42.30    | 44.31     | 42.32  | 44.44    | 46.56     | 44.46  | 46.68    | 48.90     | 46.68  | 49.01    | 51.34     | 49.02  | 51.47    | 53.92     |
| SR SAFETY SPECIALIST              | 38.39  | 40.31     | 42.23     | 40.29  | 42.30    | 44.31     | 42.32  | 44.44    | 46.56     | 44.46  | 46.68    | 48.90     | 46.68  | 49.01    | 51.34     | 49.02  | 51.47    | 53.92     |
| SR:TRANS PLANNER                  | 31.90  | 33.50     | 35.10     | 33.50  | 35.18    | 36.86     | 35.18  | 36.94    | 38.70     | 36.92  | 38.77    | 40.62     | 38.78  | 40.72    | 42.66     | 40.72  | 42.76    | 44.80     |
| SUPERVISOR OF REVENUE COLLECTIONS | 33.18  | 34.84     | 36.50     | 34.81  | 36.55    | 38.29     | 36.58  | 38.41    | 40.24     | 38.39  | 40.31    | 42.23     | 40.29  | 42.30    | 44.31     | 42.32  | 44.44    | 46.56     |
| SYS ADMIN                         | 33.18  | 34.84     | 36.50     | 34.81  | 36.55    | 38.29     | 36.58  | 38.41    | 40.24     | 38.39  | 40.31    | 42.23     | 40.29  | 42.30    | 44.31     | 42.32  | 44.44    | 46.56     |
| TICKET & PASS PROGRAM SPECIALIST  | 20.03  | 21.03     | 22.03     | 21.05  | 22.10    | 23.15     | 22.09  | 23.19    | 24.29     | 23.23  | 24.39    | 25.55     | 24.37  | 25.59    | 26.81     | 25.58  | 26.86    | 28.14     |
| TRANSIT SURVEYOR                  | 17.00  | 17.85     | 18.70     | 17.91  | 18.81    | 19.71     | 18.79  | 19.73    | 20.67     | 19.70  | 20.69    | 21.68     | 20.72  | 21.76    | 22.80     | 21.75  | 22.84    | 23.93     |
| TRANSPORT PLAN AID                | 22.74  | 23.88     | 25.02     | 23.87  | 25.06    | 26.25     | 25.05  | 26.30    | 27.55     | 26.34  | 27.66    | 28.98     | 27.63  | 29.01    | 30.39     | 29.03  | 30.48    | 31.93     |
| TRANSPORT PLANNER                 | 30.38  | 31.90     | 33.42     | 31.90  | 33.50    | 35.10     | 33.50  | 35.18    | 36.86     | 35.18  | 36.94    | 38.70     | 36.92  | 38.77    | 40.62     | 38.78  | 40.72    | 42.66     |
| VEH SERV DETAILER                 | 19.66  | 20.64     | 21.62     | 20.61  | 21.64    | 22.67     | 21.62  | 22.70    | 23.78     | 22.68  | 23.81    | 24.94     | 23.80  | 24.99    | 26.18     | 24.96  | 26.21    | 27.46     |
| VEH SERV TECHNICIAN               | 21.62  | 22.70     | 23.78     | 22.68  | 23.81    | 24.94     | 23.80  | 24.99    | 26.18     | 24.96  | 26.21    | 27.46     | 26.15  | 27.46    | 28.77     | 27.48  | 28.85    | 30.22     |
| VEH SERV WKR I                    | 16.99  | 17.84     | 18.69     | 17.82  | 18.71    | 19.60     | 18.68  | 19.61    | 20.54     | 19.59  | 20.57    | 21.55     | 20.58  | 21.61    | 22.64     | 21.60  | 22.68    | 23.76     |
| VEH SERV WKR II                   | 18.71  | 19.85     | 20.59     | 19.66  | 20.64    | 21.62     | 20.61  | 21.64    | 22.67     | 21.62  | 22.70    | 23.78     | 22.68  | 23.81    | 24.94     | 23.80  | 24.99    | 26.18     |

L = 10 Years Longevity (5%); LL = 15 Years Longevity (5%+5%)

**Article 10.2 Longevity**

"METRO shall compensate an employee with longevity increments as follows:  
 5% of the base salary after ten (10) years of continuous service.  
 An additional 5% of the base salary after fifteen (15) years of continuous service."

**Calculation Method:**

Step 1: Calculate 5% of the Base (Base Step x 0.05)  
 Step 2: Base Step + 5% of the Base (as calculated in Step 1) to calculate L (10 Years)  
 Step 3: Base Step + 2 x 5% of the Base (as calculated in Step 1) to calculate LL (15 Years)

**Example:**

Step 1: Base Rate = \$28.36; 5% of the Base Rate = \$28.36 x 0.05 = \$1.42  
 Step 2: \$28.36 + \$1.42 = \$29.78 (6L)  
 Step 3: \$28.36 + \$1.42 + \$1.42 = \$31.20 (6LL)

**Initiative Agreement**

**Article 10.1 Pay Rates**

Agree to pay scales as provided above.

Date \_\_\_\_\_

\_\_\_\_\_  
 Alex Clifford, CEO/General Manager, Santa Cruz METRO

\_\_\_\_\_  
 Sean Jeffries, President, SEA Chapter

\_\_\_\_\_  
 Olivia Martinez, Lead Internal Organizer, SEIU Local 521

**12-10A.Exhibit 1.2**

Effective June 15, 2017

| PSA SALARY SCHEDULE                  | Step 1 | Step 1 LL | Step 2 | Step 2 L | Step 2 LL | Step 3 | Step 3 L | Step 3 LL | Step 4 | Step 4 L | Step 4 LL | Step 5 | Step 5 L | Step 5 LL | Step 6 | Step 6 L | Step 6 LL |
|--------------------------------------|--------|-----------|--------|----------|-----------|--------|----------|-----------|--------|----------|-----------|--------|----------|-----------|--------|----------|-----------|
| ASST SAFETY AND TRAINING COORDINATOR | 30.29  | 31.80     | 31.79  | 33.38    | 34.97     | 33.38  | 35.05    | 36.72     | 35.04  | 36.79    | 38.54     | 36.80  | 38.64    | 40.48     | 38.64  | 40.57    | 42.50     |
| FLT MAINT SUPERVISOR                 | 31.13  | 32.69     | 32.68  | 34.31    | 35.94     | 34.31  | 36.03    | 37.75     | 36.01  | 37.81    | 39.61     | 37.80  | 39.69    | 41.58     | 39.67  | 41.65    | 43.63     |
| SAFETY & TRAINING COORDINATOR        | 31.80  | 33.39     | 33.38  | 35.05    | 36.72     | 35.05  | 36.80    | 38.55     | 36.79  | 38.63    | 40.47     | 38.64  | 40.57    | 42.50     | 40.57  | 42.60    | 44.63     |
| SERVICE PLANNING SUPERVISOR          | 33.50  | 35.18     | 35.20  | 36.96    | 38.72     | 36.99  | 38.84    | 40.69     | 38.85  | 40.79    | 42.73     | 40.78  | 42.82    | 44.86     | 42.83  | 44.97    | 47.11     |
| SUPERVISOR OF PARTS & MATERIAL - FM  | 30.10  | 31.61     | 31.64  | 33.22    | 34.80     | 33.19  | 34.85    | 36.51     | 34.82  | 36.56    | 38.30     | 36.51  | 38.34    | 40.17     | 38.32  | 40.24    | 42.16     |
| SUPERVISING ACCOUNTANT               | 35.97  | 37.77     | 37.77  | 39.66    | 41.55     | 39.66  | 41.64    | 43.62     | 41.64  | 43.72    | 45.80     | 43.72  | 45.91    | 48.10     | 45.91  | 48.21    | 50.51     |
| TRANSPORT PLAN SUPV                  | 33.50  | 35.18     | 35.18  | 36.94    | 38.70     | 36.94  | 38.70    | 40.62     | 38.78  | 40.72    | 42.66     | 40.72  | 42.76    | 44.80     | 42.76  | 44.90    | 47.04     |
| TRANSIT SUPERVISOR                   | 28.60  | 30.03     | 30.03  | 31.53    | 33.03     | 31.52  | 33.10    | 34.68     | 33.10  | 34.76    | 36.42     | 34.77  | 36.51    | 38.25     | 36.50  | 38.33    | 40.16     |

L = 10 Years Longevity (5%); LL = 15 Years Longevity (5%+5%)

**Article 10.2 Longevity**

"METRO shall compensate an employee with longevity increments as follows:

5% of the base salary after ten (10) years of continuous service.

An additional 5% of the base salary after fifteen (15) years of continuous service."

**Calculation Method:**

Step 1: Calculate 5% of the Base (Base Step x 0.05)

Step 2: Base Step + 5% of the Base (as calculated in Step 1) to calculate L (10 Years)

Step 3: Base Step + 2 x 5% of the Base (as calculated in Step 1) to calculate LL (15 Years)

**Example:**

Step 1: Base Rate = \$38.64; 5% of the Base Rate = \$38.64 x 0.05 = \$1.93

Step 2: \$38.64 + \$1.93 = \$40.57 (6L)

Step 3: \$38.64 + \$1.93 + \$1.93 = \$42.50 (6LL)

**Tentative Agreement**

Article 10.1 Pay Rates

Agree to pay scales as provided above.

Alex Clifford, CEO/General Manager, Santa Cruz METRO

Michael Rios, President, PSA Chapter

Date \_\_\_\_\_

Effective June 15, 2017

|                            | Step 1 | Step 1 LL | Step 2 | Step 2 L | Step 2 LL | Step 3 | Step 3 L | Step 3 LL | Step 4 | Step 4 L | Step 4 LL | Step 5 | Step 5 L | Step 5 LL | Step 6 | Step 6 L | Step 6 LL |
|----------------------------|--------|-----------|--------|----------|-----------|--------|----------|-----------|--------|----------|-----------|--------|----------|-----------|--------|----------|-----------|
| <b>VMU SALARY SCHEDULE</b> |        |           |        |          |           |        |          |           |        |          |           |        |          |           |        |          |           |
| BODY REPAIR MECHANIC       | 25.29  | 26.55     | 27.81  | 26.55    | 27.88     | 29.21  | 27.88    | 30.66     | 29.27  | 30.73    | 32.19     | 30.73  | 32.27    | 33.81     | 32.27  | 33.88    | 35.49     |
| ELECTRONIC TECHNICIAN      | 26.58  | 27.91     | 29.24  | 27.91    | 29.31     | 30.71  | 29.31    | 30.78     | 30.78  | 32.32    | 33.86     | 32.32  | 33.94    | 35.56     | 33.94  | 35.64    | 37.34     |
| FM LEAD MECHANIC           | 27.91  | 29.31     | 30.71  | 29.31    | 30.78     | 32.25  | 30.78    | 33.86     | 32.32  | 33.94    | 35.56     | 33.94  | 35.64    | 37.34     | 35.64  | 37.42    | 39.20     |
| FM MECHANIC I              | 24.10  | 25.31     | 26.52  | 25.31    | 26.58     | 27.85  | 27.91    | 29.24     | 27.91  | 29.31    | 30.71     | 29.31  | 30.78    | 32.25     | 30.78  | 32.32    | 33.86     |
| FM MECHANIC II             | 25.31  | 26.58     | 27.85  | 26.58    | 27.91     | 29.24  | 27.91    | 30.71     | 29.31  | 30.78    | 32.25     | 29.31  | 30.78    | 32.32     | 32.32  | 33.94    | 35.56     |
| FM MECHANIC III            | 26.58  | 27.91     | 29.24  | 27.91    | 29.31     | 30.71  | 29.31    | 30.78     | 30.78  | 32.32    | 33.86     | 32.32  | 33.94    | 35.56     | 33.94  | 35.64    | 37.34     |
| LEAD PARTS CLERK-FM        | 25.04  | 26.29     | 27.54  | 26.29    | 27.60     | 28.91  | 27.60    | 30.36     | 28.98  | 30.43    | 31.88     | 30.43  | 31.95    | 33.47     | 31.95  | 33.55    | 35.15     |
| PARTS CLERK                | 20.15  | 21.16     | 22.17  | 21.16    | 22.22     | 23.28  | 22.22    | 24.44     | 23.33  | 24.50    | 25.67     | 24.50  | 25.73    | 26.96     | 25.73  | 27.02    | 28.31     |
| RECEIVING PARTS CLERK      | 20.15  | 21.16     | 22.17  | 21.16    | 22.22     | 23.28  | 22.22    | 24.44     | 23.33  | 24.50    | 25.67     | 24.50  | 25.73    | 26.96     | 25.73  | 27.02    | 28.31     |
| UPHOLSTERER I              | 21.73  | 22.82     | 23.91  | 22.82    | 23.96     | 25.10  | 23.96    | 26.36     | 25.16  | 26.42    | 27.68     | 26.42  | 27.74    | 29.06     | 27.74  | 29.13    | 30.52     |
| UPHOLSTERER II             | 22.82  | 23.96     | 25.10  | 23.96    | 25.16     | 26.36  | 25.16    | 27.68     | 26.42  | 27.74    | 29.06     | 27.74  | 29.13    | 30.52     | 29.13  | 30.59    | 32.05     |

L = 10 Years Longevity (5%); LL = 15 Years Longevity (5%+15%)

**Article 10.2 Longevity**

"METRO shall compensate an employee with longevity increments as follows:

5% of the base salary after ten (10) years of continuous service.

An additional 5% of the base salary after fifteen (15) years of continuous service."

**Calculation Method:**

Step 1: Calculate 5% of the Base (Base Step x 0.05)

Step 2: Base Step + 5% of the Base (as calculated in Step 1) to calculate L (10 Years)

Step 3: Base Step + 2 x 5% of the Base (as calculated in Step 1) to calculate LL (15 Years)

**Example:**

Step 1: Base Rate = \$32.27; 5% of the Base Rate = \$32.27 x 0.05 = \$1.61

Step 2: \$32.27 + \$1.61 = \$33.88 (6L)

Step 3: \$32.27 + \$1.61 + \$1.61 = \$35.49 (6LL)

**Tentative Agreement**

**Article 10.1 Pay Rates**

I agree to pay scales as provided above.

Date \_\_\_\_\_

\_\_\_\_\_  
 Max Clifford, CEO/General Manager, Santa Cruz METRO

\_\_\_\_\_  
 Tonio Castillo, President, VMU Chapter

Effective June 14, 2018

|                                     | Step 1 | Step 1 LL | Step 2 | Step 2 L | Step 2 LL | Step 3 | Step 3 L | Step 3 LL | Step 4 | Step 4 L | Step 4 LL | Step 5 | Step 5 L | Step 5 LL | Step 6 | Step 6 L | Step 6 LL |
|-------------------------------------|--------|-----------|--------|----------|-----------|--------|----------|-----------|--------|----------|-----------|--------|----------|-----------|--------|----------|-----------|
| <b>SEA SALARY SCHEDULE</b>          |        |           |        |          |           |        |          |           |        |          |           |        |          |           |        |          |           |
| ACCESS SERVICES COORDINATOR         | 22.22  | 23.33     | 24.44  | 23.34    | 24.51     | 25.68  | 24.50    | 25.73     | 26.96  | 25.68    | 26.96     | 27.03  | 28.38    | 29.73     | 28.36  | 29.78    | 31.20     |
| ACCOUNTANT I                        | 29.05  | 30.50     | 31.95  | 30.50    | 32.03     | 33.56  | 32.03    | 33.63     | 35.23  | 33.63    | 35.31     | 35.31  | 37.08    | 38.85     | 37.08  | 38.93    | 40.78     |
| ACCOUNTANT II                       | 30.50  | 32.03     | 33.56  | 32.03    | 33.62     | 35.22  | 33.62    | 35.30     | 36.98  | 35.30    | 37.07     | 37.07  | 38.91    | 40.76     | 38.91  | 40.86    | 42.81     |
| ACCOUNTING CLERK                    | 19.09  | 20.04     | 20.99  | 20.05    | 21.05     | 22.05  | 21.05    | 22.10     | 23.15  | 22.10    | 23.21     | 23.21  | 24.37    | 25.53     | 24.37  | 25.59    | 26.81     |
| ACCOUNTING SPECIALIST               | 27.91  | 29.31     | 30.71  | 29.30    | 30.77     | 32.24  | 30.77    | 32.31     | 33.85  | 32.31    | 33.93     | 33.93  | 35.63    | 37.33     | 35.62  | 37.40    | 39.18     |
| ACCOUNTING TECH                     | 21.71  | 22.80     | 23.89  | 22.79    | 23.93     | 25.07  | 23.93    | 25.13     | 26.33  | 25.12    | 26.38     | 26.38  | 27.70    | 29.02     | 27.69  | 29.07    | 30.45     |
| ADMIN ASSISTANT                     | 23.03  | 24.18     | 25.33  | 24.20    | 25.41     | 26.62  | 25.40    | 26.67     | 27.94  | 26.67    | 28.00     | 28.01  | 29.41    | 30.81     | 29.41  | 30.89    | 32.36     |
| ADMIN ASSISTANT/SUPERVISOR          | 24.19  | 25.40     | 26.61  | 25.39    | 26.66     | 27.93  | 26.66    | 27.99     | 29.32  | 28.00    | 29.40     | 29.41  | 30.88    | 32.35     | 30.87  | 32.41    | 33.95     |
| ADMIN CLERK I                       | 17.85  | 18.74     | 19.63  | 18.75    | 19.69     | 20.63  | 19.68    | 20.66     | 21.64  | 20.67    | 21.70     | 21.71  | 23.80    | 25.88     | 22.79  | 23.93    | 25.07     |
| ADMIN SPECIALIST                    | 24.19  | 25.40     | 26.61  | 25.37    | 26.64     | 27.91  | 26.66    | 27.99     | 29.32  | 28.01    | 29.41     | 29.37  | 30.84    | 32.31     | 30.84  | 32.38    | 33.92     |
| BENEFITS ADMINISTRATOR              | 24.46  | 25.68     | 26.91  | 25.67    | 26.95     | 28.23  | 26.95    | 28.30     | 29.65  | 28.33    | 29.75     | 29.73  | 31.22    | 32.71     | 31.24  | 32.80    | 34.36     |
| CLAIMS INVESTIGATOR I               | 24.24  | 25.45     | 26.66  | 25.41    | 26.68     | 27.95  | 26.71    | 28.05     | 29.39  | 28.03    | 29.43     | 29.49  | 30.96    | 32.43     | 30.96  | 32.51    | 34.06     |
| CLAIMS INVESTIGATOR II              | 26.91  | 28.26     | 29.61  | 28.24    | 29.65     | 31.06  | 29.66    | 31.14     | 32.62  | 31.16    | 32.72     | 32.76  | 34.40    | 36.04     | 34.40  | 36.12    | 37.84     |
| CUSTODIAL SERVICE WORKER I          | 16.97  | 17.82     | 18.67  | 17.79    | 18.68     | 19.57  | 18.65    | 19.58     | 20.51  | 19.57    | 20.55     | 20.53  | 21.56    | 22.59     | 21.56  | 22.64    | 23.72     |
| CUSTODIAL SERVICE WORKER II         | 18.48  | 19.40     | 20.32  | 19.42    | 20.39     | 21.36  | 20.39    | 21.41     | 22.43  | 21.39    | 22.46     | 22.42  | 23.54    | 24.66     | 23.54  | 24.72    | 25.90     |
| CUSTOMER SERVICE COORDINATOR        | 22.51  | 23.64     | 24.77  | 23.65    | 24.83     | 26.01  | 24.83    | 26.07     | 27.31  | 26.00    | 27.30     | 27.35  | 28.72    | 30.09     | 28.68  | 30.11    | 31.54     |
| CUSTOMER SERVICE REP                | 18.75  | 19.69     | 20.63  | 19.67    | 20.65     | 21.63  | 20.64    | 21.67     | 22.70  | 21.63    | 22.71     | 22.71  | 23.85    | 24.99     | 23.85  | 25.04    | 26.23     |
| FAC MAINT SUPERVISOR                | 31.13  | 32.69     | 34.25  | 32.68    | 34.31     | 35.94  | 34.31    | 36.03     | 37.75  | 36.01    | 37.81     | 37.80  | 39.69    | 41.58     | 39.67  | 41.65    | 43.63     |
| FAC MAINT WKR I                     | 19.01  | 19.96     | 20.91  | 19.97    | 20.97     | 21.97  | 20.92    | 21.97     | 23.02  | 21.94    | 23.04     | 23.02  | 24.17    | 25.32     | 24.16  | 25.37    | 26.58     |
| FAC MAINT WKR II                    | 22.22  | 23.33     | 24.44  | 23.33    | 24.50     | 25.67  | 24.48    | 25.70     | 26.92  | 25.67    | 26.95     | 26.94  | 28.29    | 29.64     | 28.27  | 29.68    | 31.09     |
| FINANCIAL ANALYST                   | 34.35  | 36.07     | 37.79  | 36.07    | 37.87     | 39.67  | 37.87    | 39.76     | 41.65  | 39.77    | 41.76     | 41.76  | 43.85    | 45.94     | 43.85  | 46.04    | 48.23     |
| GRANTS/LEGISLATIVE ANALYST          | 32.04  | 33.64     | 35.24  | 33.67    | 35.35     | 37.03  | 35.34    | 37.11     | 38.88  | 37.08    | 38.93     | 38.95  | 40.90    | 42.85     | 40.91  | 42.96    | 45.01     |
| HR CLERK                            | 21.77  | 22.86     | 23.95  | 22.91    | 24.06     | 25.21  | 24.03    | 25.23     | 26.43  | 25.28    | 26.54     | 26.50  | 27.83    | 29.16     | 27.84  | 29.23    | 30.62     |
| HR GENERALIST                       | 27.80  | 29.19     | 30.58  | 29.14    | 30.60     | 32.06  | 30.64    | 32.17     | 33.70  | 32.17    | 33.78     | 33.80  | 35.49    | 37.18     | 35.50  | 37.28    | 39.06     |
| HR SPECIALIST                       | 23.34  | 24.51     | 25.68  | 24.50    | 25.73     | 26.96  | 25.68    | 26.96     | 28.24  | 27.03    | 28.38     | 28.36  | 29.78    | 31.20     | 29.79  | 31.28    | 32.77     |
| IT TECH                             | 22.97  | 24.12     | 25.27  | 24.10    | 25.31     | 26.52  | 25.32    | 26.59     | 27.86  | 26.58    | 27.91     | 27.95  | 29.35    | 30.75     | 29.30  | 30.77    | 32.24     |
| JR. TRANS PLANNER                   | 23.87  | 25.06     | 26.25  | 25.05    | 26.30     | 27.55  | 26.34    | 27.66     | 28.98  | 27.63    | 29.01     | 29.03  | 30.48    | 31.93     | 30.47  | 31.99    | 33.51     |
| LEAD CUSTODIAN                      | 20.88  | 21.92     | 22.96  | 21.94    | 23.04     | 24.14  | 23.02    | 24.17     | 25.32  | 24.19    | 25.40     | 25.37  | 26.64    | 27.91     | 26.64  | 27.97    | 29.30     |
| LEGAL SECRETARY                     | 21.77  | 22.86     | 23.95  | 22.91    | 24.06     | 25.21  | 24.03    | 25.23     | 26.43  | 25.28    | 26.54     | 26.50  | 27.83    | 29.16     | 27.84  | 29.23    | 30.62     |
| PARALEGAL                           | 26.91  | 28.26     | 29.61  | 28.24    | 29.65     | 31.06  | 29.66    | 31.14     | 32.62  | 31.16    | 32.72     | 32.76  | 34.40    | 36.04     | 34.40  | 36.12    | 37.84     |
| PARATRANSIT ELIGIBILITY COORDINATOR | 24.04  | 25.24     | 26.44  | 25.25    | 26.51     | 27.77  | 26.51    | 27.84     | 29.17  | 27.84    | 29.23     | 29.22  | 30.68    | 32.14     | 30.68  | 32.21    | 33.74     |
| PAYROLL SPECIALIST                  | 25.21  | 26.47     | 27.73  | 26.47    | 27.79     | 29.11  | 27.75    | 29.14     | 30.53  | 29.18    | 30.64     | 30.64  | 32.17    | 33.70     | 32.19  | 33.80    | 35.41     |
| PERSONNEL TECHNICIAN                | 30.37  | 31.89     | 33.41  | 31.89    | 33.48     | 35.07  | 33.48    | 35.15     | 36.82  | 35.15    | 36.91     | 36.90  | 38.75    | 40.60     | 38.75  | 40.69    | 42.63     |
| PLANNING ANALYST                    | 30.96  | 32.51     | 34.06  | 32.47    | 34.09     | 35.71  | 34.13    | 35.84     | 37.55  | 35.83    | 37.62     | 37.64  | 39.52    | 41.40     | 39.55  | 41.53    | 43.51     |
| PROCURING AGENT                     | 22.91  | 24.06     | 25.21  | 24.03    | 25.23     | 26.43  | 25.28    | 26.54     | 27.80  | 26.52    | 27.85     | 27.84  | 29.23    | 30.62     | 29.22  | 30.68    | 32.14     |
| PURCHASING ASSISTANT                | 18.54  | 19.47     | 20.40  | 19.46    | 20.43     | 21.40  | 20.44    | 21.46     | 22.48  | 21.43    | 22.50     | 22.50  | 23.63    | 24.76     | 23.64  | 24.82    | 26.00     |
| REVENUE SPECIALIST                  | 33.18  | 34.84     | 36.50  | 34.81    | 36.55     | 38.29  | 36.58    | 38.41     | 40.24  | 38.39    | 40.31     | 40.29  | 42.30    | 44.31     | 42.32  | 44.44    | 46.56     |
| SAFETY SPECIALIST                   | 29.71  | 31.20     | 32.69  | 31.19    | 32.75     | 34.31  | 32.78    | 34.42     | 36.06  | 34.40    | 36.12     | 36.11  | 37.92    | 39.73     | 37.90  | 39.80    | 41.70     |

(10 Years Longevity (5%); LL = 15 Years Longevity (5%+15%))

Effective June 14, 2018

|                                   | Step 1 | Step 1 LL | Step 1 L | Step 2 | Step 2 L | Step 2 LL | Step 3 | Step 3 L | Step 3 LL | Step 4 | Step 4 L | Step 4 LL | Step 5 | Step 5 L | Step 5 LL | Step 6 | Step 6 L | Step 6 LL |
|-----------------------------------|--------|-----------|----------|--------|----------|-----------|--------|----------|-----------|--------|----------|-----------|--------|----------|-----------|--------|----------|-----------|
| SR ACCOUNTING TECHNICIAN          | 24.65  | 25.88     | 27.11    | 25.89  | 27.18    | 28.47     | 27.18  | 28.54    | 29.90     | 28.54  | 29.97    | 31.40     | 29.97  | 31.47    | 32.97     | 31.47  | 33.04    | 34.61     |
| SR CUSTOMER SERVICE REP           | 21.43  | 22.50     | 23.57    | 22.51  | 23.64    | 24.77     | 23.63  | 24.81    | 25.99     | 24.81  | 26.05    | 27.29     | 26.02  | 27.32    | 28.62     | 27.36  | 28.73    | 30.10     |
| SR FAC MAINT WKR                  | 24.24  | 25.45     | 26.66    | 25.41  | 26.68    | 27.95     | 26.66  | 27.99    | 29.32     | 27.97  | 29.37    | 30.77     | 29.31  | 30.78    | 32.25     | 30.78  | 32.32    | 33.86     |
| SR: FINANCIAL ANALYST             | 38.18  | 40.09     | 42.00    | 40.09  | 42.09    | 44.09     | 42.10  | 44.21    | 46.32     | 44.20  | 46.41    | 48.62     | 46.41  | 48.73    | 51.05     | 48.73  | 51.17    | 53.61     |
| SR IT TECH                        | 26.58  | 27.91     | 29.24    | 27.95  | 29.35    | 30.75     | 29.29  | 30.75    | 32.21     | 30.76  | 32.30    | 33.84     | 32.33  | 33.95    | 35.57     | 33.94  | 35.64    | 37.34     |
| SR PAYROLL SPECIALIST             | 26.92  | 28.27     | 29.62    | 28.26  | 29.67    | 31.08     | 29.68  | 31.16    | 32.64     | 31.16  | 32.72    | 34.28     | 32.72  | 34.36    | 36.00     | 34.35  | 36.07    | 37.79     |
| SR SYS ADMIN                      | 38.39  | 40.31     | 42.23    | 40.29  | 42.30    | 44.31     | 42.32  | 44.44    | 46.56     | 44.46  | 46.68    | 48.90     | 46.68  | 49.01    | 51.34     | 49.02  | 51.47    | 53.92     |
| SR SAFETY SPECIALIST              | 38.39  | 40.31     | 42.23    | 40.29  | 42.30    | 44.31     | 42.32  | 44.44    | 46.56     | 44.46  | 46.68    | 48.90     | 46.68  | 49.01    | 51.34     | 49.02  | 51.47    | 53.92     |
| SR:TRANS PLANNER                  | 31.90  | 33.50     | 35.10    | 33.50  | 35.18    | 36.86     | 35.18  | 36.94    | 38.70     | 36.92  | 38.77    | 40.62     | 38.78  | 40.72    | 42.66     | 40.72  | 42.76    | 44.80     |
| SUPERVISOR OF REVENUE COLLECTIONS | 33.18  | 34.84     | 36.50    | 34.81  | 36.55    | 38.29     | 36.58  | 38.41    | 40.24     | 38.39  | 40.31    | 42.23     | 40.29  | 42.30    | 44.31     | 42.32  | 44.44    | 46.56     |
| SYS ADMIN                         | 33.18  | 34.84     | 36.50    | 34.81  | 36.55    | 38.29     | 36.58  | 38.41    | 40.24     | 38.39  | 40.31    | 42.23     | 40.29  | 42.30    | 44.31     | 42.32  | 44.44    | 46.56     |
| TICKET & PASS PROGRAM SPECIALIST  | 20.03  | 21.03     | 22.03    | 21.05  | 22.10    | 23.15     | 22.09  | 23.19    | 24.29     | 23.23  | 24.39    | 25.55     | 24.37  | 25.59    | 26.81     | 25.58  | 26.86    | 28.14     |
| TRANSIT SURVEYOR                  | 17.00  | 17.85     | 18.70    | 17.91  | 18.81    | 19.71     | 18.79  | 19.73    | 20.67     | 19.70  | 20.69    | 21.68     | 20.72  | 21.76    | 22.80     | 21.75  | 22.84    | 23.93     |
| TRANSPORT PLAN AID                | 22.74  | 23.88     | 25.02    | 23.87  | 25.06    | 26.25     | 25.05  | 26.30    | 27.55     | 26.34  | 27.66    | 28.98     | 27.63  | 29.01    | 30.39     | 29.03  | 30.48    | 31.93     |
| TRANSPORT PLANNER                 | 30.38  | 31.90     | 33.42    | 31.90  | 33.50    | 35.10     | 33.50  | 35.18    | 36.86     | 35.18  | 36.94    | 38.70     | 36.92  | 38.77    | 40.62     | 38.78  | 40.72    | 42.66     |
| VEH SERV DETAILER                 | 19.66  | 20.64     | 21.62    | 20.61  | 21.64    | 22.67     | 21.62  | 22.70    | 23.78     | 22.68  | 23.81    | 24.94     | 23.80  | 24.99    | 26.18     | 24.96  | 26.21    | 27.46     |
| VEH SERV TECHNICIAN               | 21.62  | 22.70     | 23.78    | 22.68  | 23.81    | 24.94     | 23.80  | 24.99    | 26.18     | 24.96  | 26.21    | 27.46     | 26.15  | 27.46    | 28.77     | 27.48  | 28.85    | 30.22     |
| VEH SERV WKR I                    | 16.99  | 17.84     | 18.69    | 17.82  | 18.71    | 19.60     | 18.68  | 19.61    | 20.54     | 19.59  | 20.57    | 21.55     | 20.58  | 21.61    | 22.64     | 21.60  | 22.68    | 23.76     |
| VEH SERV WKR II                   | 18.71  | 19.85     | 20.59    | 19.66  | 20.64    | 21.62     | 20.61  | 21.64    | 22.67     | 21.62  | 22.70    | 23.78     | 22.68  | 23.81    | 24.94     | 23.80  | 24.99    | 26.18     |

L = 10 Years Longevity (5%); LL = 15 Years Longevity (5%+5%)

**Article 10.2 Longevity**

"METRO shall compensate an employee with longevity increments as follows:  
 5% of the base salary after ten (10) years of continuous service.  
 An additional 5% of the base salary after fifteen (15) years of continuous service."

**Calculation Method:**

Step 1: Calculate 5% of the Base (Base Step x 0.05)  
 Step 2: Base Step + 5% of the Base (as calculated in Step 1) to calculate L (10 Years)  
 Step 3: Base Step + 2 x 5% of the Base (as calculated in Step 1) to calculate LL (15 Years)

**Example:**

Step 1: Base Rate = \$28.36; 5% of the Base Rate = \$28.36 x 0.05 = \$1.42  
 Step 2: \$28.36 + \$1.42 = \$29.78 (6L)  
 Step 3: \$28.36 + \$1.42 + \$1.42 = \$31.20 (6LL)

**Initiative Agreement**

**Article 10.1 Pay Rates**

Agree to pay scales as provided above.

\_\_\_\_\_  
 Alex Clifford, CEO/General Manager, Santa Cruz METRO

\_\_\_\_\_  
 Sean Jeffries, President, SEA Chapter

\_\_\_\_\_  
 Silvia Martinez, Lead Internal Organizer, SEIU Local 521

Date \_\_\_\_\_

Effective June 14, 2018

| PSA SALARY SCHEDULE                  | Step 1 | Step 1 LL | Step 2 | Step 2 LL | Step 3 | Step 3 LL | Step 4 | Step 4 LL | Step 5 | Step 5 LL | Step 6 | Step 6 LL |
|--------------------------------------|--------|-----------|--------|-----------|--------|-----------|--------|-----------|--------|-----------|--------|-----------|
| ASST SAFETY AND TRAINING COORDINATOR | 30.29  | 33.31     | 31.79  | 33.38     | 34.97  | 33.38     | 35.04  | 36.79     | 38.54  | 36.80     | 38.64  | 40.48     |
| FLT MAINT SUPERVISOR                 | 31.13  | 32.69     | 32.68  | 34.31     | 35.94  | 34.31     | 36.01  | 37.81     | 39.61  | 37.80     | 39.67  | 41.50     |
| SAFETY & TRAINING COORDINATOR        | 31.80  | 33.39     | 33.38  | 35.05     | 36.72  | 35.05     | 36.79  | 38.63     | 40.47  | 38.64     | 40.57  | 42.60     |
| SERVICE PLANNING SUPERVISOR          | 33.50  | 35.18     | 35.20  | 36.96     | 38.72  | 36.99     | 38.85  | 40.79     | 42.73  | 40.78     | 42.83  | 44.97     |
| SUPERVISOR OF PARTS & MATERIAL - FM  | 30.10  | 31.61     | 31.64  | 33.22     | 34.80  | 33.19     | 34.82  | 36.56     | 38.30  | 36.51     | 38.32  | 40.24     |
| SUPERVISING ACCOUNTANT               | 35.97  | 37.77     | 37.77  | 39.66     | 41.55  | 39.66     | 41.64  | 43.72     | 45.80  | 43.72     | 45.91  | 48.21     |
| TRANSPORT PLAN SUPV                  | 33.50  | 35.18     | 35.18  | 36.94     | 38.70  | 36.92     | 38.78  | 40.72     | 42.66  | 40.72     | 42.76  | 44.90     |
| TRANSIT SUPERVISOR                   | 28.60  | 30.03     | 30.03  | 31.53     | 33.03  | 31.52     | 33.10  | 34.76     | 36.42  | 34.77     | 36.50  | 38.33     |

L = 10 Years Longevity (5%); LL = 15 Years Longevity (5%+5%)

**Article 10.2 Longevity**

"METRO shall compensate an employee with longevity increments as follows:

5% of the base salary after ten (10) years of continuous service.

An additional 5% of the base salary after fifteen (15) years of continuous service."

**Calculation Method:**

Step 1: Calculate 5% of the Base (Base Step x 0.05)

Step 2: Base Step + 5% of the Base (as calculated in Step 1) to calculate L (10 Years)

Step 3: Base Step + 2 x 5% of the Base (as calculated in Step 1) to calculate LL (15 Years)

**Example:**

Step 1: Base Rate = \$38.64; 5% of the Base Rate = \$38.64 x 0.05 = \$1.93

Step 2: \$38.64 + \$1.93 = \$40.57 (6L)

Step 3: \$38.64+\$1.93+\$1.93 = \$42.50 (6LL)

**Tentative Agreement**

Article 10.1 Pay Rates

Agree to pay scales as provided above.

Alex Clifford, CEO/General Manager, Santa Cruz METRO

Michael Rios, President, PSA Chapter

Date \_\_\_\_\_

Effective June 14, 2018

|                            | Step 1 | Step 1 LL | Step 2 | Step 2 L | Step 2 LL | Step 3 | Step 3 L | Step 3 LL | Step 4 | Step 4 L | Step 4 LL | Step 5 | Step 5 L | Step 5 LL | Step 6 | Step 6 L | Step 6 LL |
|----------------------------|--------|-----------|--------|----------|-----------|--------|----------|-----------|--------|----------|-----------|--------|----------|-----------|--------|----------|-----------|
| <b>VMU SALARY SCHEDULE</b> |        |           |        |          |           |        |          |           |        |          |           |        |          |           |        |          |           |
| BODY REPAIR MECHANIC       | 25.29  | 26.55     | 27.81  | 26.55    | 27.88     | 29.21  | 27.88    | 30.66     | 29.27  | 30.73    | 32.19     | 30.73  | 32.27    | 33.81     | 32.27  | 33.88    | 35.49     |
| ELECTRONIC TECHNICIAN      | 26.58  | 27.91     | 29.24  | 27.91    | 29.31     | 30.71  | 29.31    | 32.25     | 30.78  | 32.32    | 33.86     | 32.32  | 33.94    | 35.56     | 33.94  | 35.64    | 37.34     |
| FM LEAD MECHANIC           | 27.91  | 29.31     | 30.71  | 29.31    | 30.78     | 32.25  | 30.78    | 33.86     | 32.32  | 33.94    | 35.56     | 33.94  | 35.64    | 37.34     | 35.64  | 37.42    | 39.20     |
| FM MECHANIC I              | 24.10  | 25.31     | 26.52  | 25.31    | 26.58     | 27.85  | 27.91    | 29.24     | 27.91  | 29.31    | 30.71     | 29.31  | 30.78    | 32.25     | 30.78  | 32.32    | 33.86     |
| FM MECHANIC II             | 25.31  | 26.58     | 27.85  | 26.58    | 27.91     | 29.24  | 27.91    | 30.71     | 29.31  | 30.78    | 32.25     | 29.31  | 30.78    | 32.32     | 32.32  | 33.94    | 35.56     |
| FM MECHANIC III            | 26.58  | 27.91     | 29.24  | 27.91    | 29.31     | 30.71  | 29.31    | 32.25     | 30.78  | 32.32    | 33.86     | 32.32  | 33.94    | 35.56     | 33.94  | 35.64    | 37.34     |
| LEAD PARTS CLERK-FM        | 25.04  | 26.29     | 27.54  | 26.29    | 27.60     | 28.91  | 27.60    | 30.36     | 28.98  | 30.43    | 31.88     | 30.43  | 31.95    | 33.47     | 31.95  | 33.55    | 35.15     |
| PARTS CLERK                | 20.15  | 21.16     | 22.17  | 21.16    | 22.22     | 23.28  | 22.22    | 24.44     | 23.33  | 24.50    | 25.67     | 24.50  | 25.73    | 26.96     | 25.73  | 27.02    | 28.31     |
| RECEIVING PARTS CLERK      | 20.15  | 21.16     | 22.17  | 21.16    | 22.22     | 23.28  | 22.22    | 24.44     | 23.33  | 24.50    | 25.67     | 24.50  | 25.73    | 26.96     | 25.73  | 27.02    | 28.31     |
| UPHOLSTERER I              | 21.73  | 22.82     | 23.91  | 22.82    | 23.96     | 25.10  | 23.96    | 26.36     | 25.16  | 26.42    | 27.68     | 26.42  | 27.74    | 29.06     | 27.74  | 29.13    | 30.52     |
| UPHOLSTERER II             | 22.82  | 23.96     | 25.10  | 23.96    | 25.16     | 26.36  | 25.16    | 27.68     | 26.42  | 27.74    | 29.06     | 27.74  | 29.13    | 30.52     | 29.13  | 30.59    | 32.05     |

L = 10 Years Longevity (5%); LL = 15 Years Longevity (5%+15%)

**Article 10.2 Longevity**

"METRO shall compensate an employee with longevity increments as follows:  
 5% of the base salary after ten (10) years of continuous service.  
 An additional 5% of the base salary after fifteen (15) years of continuous service."

**Calculation Method:**

Step 1: Calculate 5% of the Base (Base Step x 0.05)  
 Step 2: Base Step + 5% of the Base (as calculated in Step 1) to calculate L (10 Years)  
 Step 3: Base Step + 2 x 5% of the Base (as calculated in Step 1) to calculate LL (15 Years)

**Example:**

Step 1: Base Rate = \$32.27; 5% of the Base Rate = \$32.27 x 0.05 = \$1.61  
 Step 2: \$32.27 + \$1.61 = \$33.88 (6L)  
 Step 3: \$32.27 + \$1.61 + \$1.61 = \$35.49 (6LL)

**Tentative Agreement**

**Article 10.1 Pay Rates**

I agree to pay scales as provided above.

Date \_\_\_\_\_

\_\_\_\_\_  
 Max Clifford, CEO/General Manager, Santa Cruz METRO

\_\_\_\_\_  
 Tonio Castillo, President, VMU Chapter



The Road Repair and  
Accountability Act of 2017  
SB 1 (Beall & Frazier) / ACA 5 (Frazier & Newman)

Joshua W. Shaw  
Shaw / Yoder / Antwih, inc.

# What's SB 1 (Beall & Frazier)?

- Comprehensive, multi-modal funding package
  - New funds to:
    - Highways
    - Local streets & roads
    - Goods movement projects
    - Active transportation projects
    - **Public transportation projects & services**
  - **Biggest infusion of new transit funding since 1971**
- 13.2
- Paired w/constitutional amendment; protects funds

# Summary...

10-year funding projection

13.3

| <b>STATEWIDE INVESTMENT PROGRAMS (50%)</b>                       |                       |
|--|-----------------------|
| Fix-it-First Highways  | \$15 billion          |
| Bridge and Culvert Repair  | \$4 billion           |
| Trade Corridor Investments                                       | \$3 billion           |
| Solutions for Congested Commute Corridors                        | \$2.5 billion         |
| Parks Funding for Ag, Off-Highway Vehicle & Boating              | \$800 million         |
| STIP (State Share)   | \$275 million         |
| Freeway Service Patrol   | \$250 million         |
| California Public Universities Transportation Research           | \$70 million          |
| <b>Local or Regional Investment Programs (50%)</b>               |                       |
| Fix-it-First Local Roads   | \$15 billion          |
| Transit Capital and Operations                                   | \$7.5 billion         |
| Local Partnership Funds  | \$2 billion           |
| Active Transportation Program Bicycle and Pedestrian Investments | \$1 billion           |
| STIP (Local Share)   | \$825 million         |
| Local Planning Grants  | \$250 million         |
| <b>TOTAL</b>   | <b>\$52.4 billion</b> |

# Where's funding coming from?

- SB 1 draws on several existing funding sources:
  - Gasoline excise tax increase
  - Setting floor on gas excise tax adjustments
  - Diesel excise tax increase
  - **Diesel sales tax increase**
- SB 1 introduces two new funding sources:
  - **Value-based fee on vehicles**
  - Fee on zero-emission vehicles
- SB 1 also includes loan repayments

# How's transit funding distributed?

- Diesel sales tax increase (est. \$300 million/yr.):
  - 7/8 to **State Transit Assistance (STA) program**
  - 1/8 to **intercity & commuter rail operators**
- Transportation Improvement Fee (est. \$1.5 billion/yr.):
  - \$350 million to Public Transportation Account
    - 70% to **Transit and Intercity Rail Capital Program (TIRCP)**
    - 30% to **STA program** for maintenance, rehab & capital
  - \$250 million to the Congested Corridor Program
    - Projects part of a “comprehensive corridor plan,” including **transit projects**
- 13.5 • **\$706 million loan repayment (one-time):**
  - \$236 million to **Transit and Intercity Rail Capitol Program**

# State Transit Assistance Program

| 2017-18 | 2018-19 |
|---------|---------|
|---------|---------|

|  |           |           |
|--|-----------|-----------|
| <b>Base STA \$ (Ops &amp; Cap)</b><br><i>[sales tax on diesel]</i>               | \$293,792 | \$320,610 |
| <b>New STA \$ (Ops &amp; Cap)</b><br><i>[SB 1 sales tax on diesel]</i>           | \$0       | \$272,033 |
| <b>New STA \$ (SOGR Strings)</b><br><i>[SB 1 Transportation Improvement Fee]</i> | \$0       | \$105,000 |

|  |     |           |
|--|-----|-----------|
| <b>Sub-Total: New STA \$</b><br><i>[from SB 1]</i> | \$0 | \$377,033 |
|--|-----|-----------|

|                           |           |           |
|---------------------------|-----------|-----------|
| <b>13-6 Total: STA \$</b> | \$293,792 | \$697,643 |
|---------------------------|-----------|-----------|

|                                 |  |             |
|---------------------------------|--|-------------|
| <b>% Increase Above 2017-18</b> |  | <b>137%</b> |
|---------------------------------|--|-------------|

# Transit and Intercity Rail Capital Program

|   | 2016-17  | 2017-18   | 2018-19   |
|---|----------|-----------|-----------|
| <b>Base TIRCP \$</b><br>[GGRF*]                                   | \$39,000 | \$150,000 | \$150,000 |
| <b>New TIRCP \$</b><br>[SB 1 Transportation Improvement Fee]      | \$0      | \$0       | \$245,000 |
| <b>New TIRCP \$</b><br>[SB 1 PTA Loan Repayment; over 3 years **] | \$0      | \$78,667  | \$78,667  |
| <b>Sub-Total: New TIRCP \$</b><br>[from SB 1]                     | \$0      | \$78,667  | \$323,667 |
| <b>Total: TIRCP \$</b>  | \$39,000 | \$228,667 | \$473,667 |
| <b>% Increase Above Prior Year</b>                                |          | 486%      | 107%      |

\* ~\$391 million was AWARDED for the two-year 2016-17/2017-18 period

\*\* Total loan = \$236 million

# Intercity and Commuter Rail Program

| 2018-19 | 2019-20 |
|---------|---------|
|---------|---------|

|  |          |          |
|--|----------|----------|
| <b>New Rail \$</b><br><i>[SB 1 Transportation Improvement Fee]</i> | \$40,000 | \$41,000 |
|--|----------|----------|

|                                     |          |          |
|-------------------------------------|----------|----------|
| <b>Intercity Rail *</b>             | \$20,000 | \$20,500 |
| Capitol Corridor Joint Powers Board | \$5,000  | \$5,125  |
| LOSSAN Rail Corridor Agency         | \$5,000  | \$5,125  |
| San Joaquin Joint Powers Authority  | \$5,000  | \$5,125  |

|   |          |          |
|---|----------|----------|
| <b>Commuter Rail **</b>                                 | \$20,000 | \$20,500 |
| Altamont Corridor Express Authority (ACE)               | \$4,000  | \$4,100  |
| North County Transit Development Board (Coaster)        | \$4,000  | \$4,100  |
| Peninsula Joint Powers Board (Caltrain)                 | \$4,000  | \$4,100  |
| Sonoma-Marin Area Rail Transit District (SMART)         | \$4,000  | \$4,100  |
| Southern California Regional Rail Authority (Metrolink) | \$4,000  | \$4,100  |

\* Each agency guaranteed no less than 25% of available funds; CalSTA guidelines TBD for remainder

\*\* Each agency guaranteed 20% in 1st two years; CalSTA guidelines TBD, for allocation thereafter



# Is the new money protected?

- Assembly Constitutional Amendment 5 (Frazier and Newman) protects new SB 1 revenues from future borrowing/ shifting to non-transportation purposes
  - Also protects existing diesel sales tax revenue (STA program)
- ACA 5 before voters June, 2018
- Required a 2/3 vote to pass Legislature
  - On the ballot, ACA 5 needs only a simple majority to pass

# The Road Repair and Accountability Act of 2017

SB 1 (Beall & Frazier) / ACA 5 (Frazier & Newman)

Questions?

VERBAL PRESENTATION ONLY

FEDERAL LEGISLATIVE UPDATE

CHRIS GIGLIO, CAPITAL EDGE

**14-01.1**

- THIS PAGE INTENTIONALLY LEFT BLANK -

VERBAL PRESENTATION ONLY

ORAL UPDATE OF THE WATSONVILLE MURAL  
PROJECT

JIMMY DUTRA, BOARD CHAIR

**15-01.1**

- THIS PAGE INTENTIONALLY LEFT BLANK -



**DATE:** May 19, 2017  
**TO:** Board of Directors  
**FROM:** Alex Clifford, CEO/General Manager  
**SUBJECT: METRO ADVISORY COMMITTEE (MAC) VACANCY**

## **I. RECOMMENDED ACTION**

- 1) The Board of Directors Chair appoint an Ad Hoc Committee of four (4) METRO Board Members to fill a vacancy on the Metro Advisory Committee (MAC).**
- 2) Open a 30-day nomination period to solicit and accept Board nominees and citizen applications.**
- 3) Allow the Ad Hoc Committee to convene upon conclusion of the nomination period to review and recommend a candidate.**

## **II. SUMMARY**

- The Metro Advisory Committee (MAC) is to be comprised of seven members. Through attrition, there are now six members on the Committee.
- The MAC Bylaws state the “Metro Board Chair shall appoint an Ad Hoc Committee composed of four members of the Board and who shall meet as needed to review the list of Board nominees and other citizen applications and make appointment recommendations to the full Board.”
- Term of the seat being vacated will expire on December 31, 2019.

## **III. DISCUSSION/BACKGROUND**

When the MAC Bylaws were adopted on January 22, 2016, there were eight MAC Members serving on the Committee. One MAC member resigned in August 2016, reducing that number to seven. We received another resignation at the end of April 2017. This left the Committee with only six members.

In August 2015, an Ad Hoc Metro Advisory Bylaws Committee was established to review and develop revisions to the MAC Bylaws for the Board of Directors’ consideration. When the revised MAC Bylaws were adopted January 22, 2016, it was agreed that the Ad Hoc Metro Advisory Bylaws Committee had completed their work and this committee was disbanded effective as of the February 26, 2016 Board of Directors meeting.

As a result of the current vacancy on the MAC, and in accordance with the MAC Bylaws, staff is requesting that the Board Chair appoint an Ad Hoc Committee of

four Board members to review Board member nominees and citizen applications, in order to recommend a candidate to fill the vacancy.

**IV. FINANCIAL CONSIDERATIONS/IMPACT**

None.

**V. ALTERNATIVES CONSIDERED**

None.

**VI. ATTACHMENTS**

**Attachment A:** MAC Bylaws Adopted January 22, 2016

**Attachment B:** MAC Application Form (application can also be submitted online at: <http://SCMTD.com/en/agency-info/mac>)

Prepared By: Donna Bauer, Administrative Assistant



**VII. APPROVALS:**

Approved as to fiscal impact:  
Angela Aitken, Finance Manager



Alex Clifford, CEO/General Manager



- THIS PAGE INTENTIONALLY LEFT BLANK -



# **BYLAWS**

## **Metro Advisory Committee**

**ADOPTED JANUARY 22, 2016**

# Attachment A

## BYLAWS FOR THE SANTA CRUZ METRO ADVISORY COMMITTEE

### Article I GENERAL PROVISIONS

#### §1.1 Purpose - Bylaws

These Bylaws shall govern the proceedings of the METRO Advisory Committee (MAC), an advisory committee established by the Board of Directors of the Santa Cruz Metropolitan Transit District (METRO).

##### §1.1.1 Purpose – METRO Advisory Committee (MAC)

The MAC members serve at the pleasure of the Santa Cruz Metropolitan Transit District Board of Directors. The purpose of the MAC is to provide a citizen forum (advisory committee) in which the METRO Board and CEO/General Manager can delegate topics for discussion and in which recommendations can be formulated and communicated to the METRO Board of Directors. MAC members should be current frequent riders of the fixed-route, paratransit or commuter services provided by Santa Cruz METRO and should approach their review of topics from a regional thinker perspective in their review of matters referred by the METRO Board of Directors or the CEO/General Manager.

#### §1.2 Construction of Bylaws

As used in these Bylaws, “MAC” means the METRO Advisory Committee. These Bylaws shall govern the MAC’s proceedings to the extent they are not inconsistent with METRO Administrative Code or Regulations or California or Federal law. These Bylaws or amendments become effective upon approval by the METRO Board of Directors.

##### §1.2.1 Orderly Administration of MAC Meetings

The MAC shall follow Robert’s Rules of Order or Sturgis, the Standard Code of Parliamentary Procedure, as may be adopted by the current Chair of MAC.

#### §1.3 Definitions: As used in these Bylaws:

- a. “Chair” means the Chair of the MAC Committee.
- b. “Vice chair” means the Vice Chair of the MAC Committee.
- c. “Staff” means staff members that are assigned to support the MAC Committee by the METRO CEO/General Manager.

# Attachment A

## Article II DUTIES AND AUTHORITY

### §2.1 Duties

It shall be the duty of the MAC to provide recommendations to the Board of Directors on matters referred to the MAC by the Board or CEO/General Manager, and to perform such additional duties as assigned by the Board. The MAC may also address issues which members or the public raise with respect to the quantity and quality of services provided by METRO.

### §2.2 Limitations on Authority

The sole jurisdiction and authority of the MAC is to serve in an advisory capacity to the Board of Directors. MAC shall not have any authority to take actions that bind METRO or the Board of Directors. With the approval of the CEO/General Manager, and subject to budget considerations, the MAC may design informational signs to be placed on the inside of buses and it may design and distribute an informational brochure to increase the public's knowledge of the operation and existence of the MAC. MAC members are not allowed to give direction to the administrative support personnel or any other METRO employee.

a. Reports to the Santa Cruz METRO Board of Directors.

Communications by the MAC to the Board of Directors shall be through the CEO/General Manager. All such communications shall be provided to the Board of Directors and placed on the next available Board agenda as a consent item under the heading of "communications to the Board from the MAC."

At the request of the MAC Chair or Vice Chair, and upon concurrence of a majority of the MAC members, matters which the MAC intends to discuss with the Board of Directors may be placed on the Board of Director's agenda by the CEO/General Manager. MAC shall comply with all requirements for the inclusion of such items on the Board's agenda as are deemed appropriate by the CEO/General Manager.

The MAC Chair or Vice Chair shall provide the Board of Directors an oral report on MAC activities twice a year, once in June and once in December.

# Attachment A

## Article III MEMBERSHIP

### §3.1 Membership

a. Appointment to the MAC.

The MAC shall be composed of no greater than 7 members appointed by the Board of Directors. All MAC members shall serve for a term of 4 years and will serve at the pleasure of the Board of Directors. Members wishing to resign from an appointment may submit such resignation to the CEO/General Manager.

The METRO Board of Directors shall nominate individuals to be considered for appointment as members of the MAC. Additionally, Santa Cruz County residents who have submitted an application directly to METRO shall be considered. Annually, the METRO Board Chair shall appoint an Ad Hoc Committee composed of four members of the Board and who shall meet as needed to review the list of Board nominees and other citizen applications and make appointment recommendations to the full Board. Appointments to the METRO Advisory Committee shall be made by the METRO Board of Directors.

b. Composition of Membership on MAC.

All members shall be residents of the County of Santa Cruz. When making its appointments, the Board shall strive to balance the membership to reflect the ethnic, gender, and geographic diversity of the County.

To the extent it is practical, representation on MAC will be regular riders of the system and will include representatives of the following consumer groups:

- i. At least one member from the Disability community.
- ii. At least one member from University of California, Santa Cruz, who is either a student or employee of the same.
- iii. At least one member who is a commuter using the Highway 17 service.
- iv. At least one member of the Disadvantaged Business Community.
- v. At least one member from Cabrillo College, who is either a student or an employee of the same.
- vi. At least one member who is a rider of Paratransit.

No member of the Board of Directors or elected public official shall be appointed to the Committee.

# Attachment A

No employee of METRO or any agency that provides funding to, or contracts with, METRO shall be appointed to the Committee. However, individuals who are employed by the University of California, Santa Cruz in departments other than the Transportation and Parking Services (TAPS), or in the offices that directly supervise TAPS, shall be exempt from the financial/contracting prohibition for MAC members outlined in this section.

## **§3.2 Members' Terms**

- a. The term of membership of each MAC member shall be four years, commencing with the date of appointment by the METRO Board of Directors and terminating on December 31<sup>st</sup> of the year in which the seat expires. Members may be considered by the Board Ad Hoc Committee for re-appointment for additional terms, as approved by the METRO Board of Directors.
- b. There are eight current MAC members as of the Board adoption date of the revised Bylaws (December 11, 2015). Eight members will continue to serve and a seven member MAC will be achieved over time through attrition.
- c. Those currently seated on the MAC shall initially be designated as terms expiring December 31, 2017 and December 31, 2019, based on the individual's current respective longevity with the MAC. The four members with the highest longevity will serve through 2017 and the remaining three members through 2019. Thereafter, four seats shall be vacated and filled at the end of 2021, 2025, 2029, etc., and the other three seats shall be vacated and filled at the end of 2023, 2027, 2031, etc.
- d. If a seat is vacated prior to the end of its designated term, the newly appointed MAC member shall fill the seat vacated through its designated termination date.

## **§3.3 Attendance at MAC meetings.**

If a member accumulates no less than two consecutive absences from MAC Meetings, without a reasonable excuse, in any rolling twelve-month period, the position shall automatically be declared vacant. In the event of a known absence to an upcoming MAC Meeting, it is expected of the MAC Member(s) that they will contact the Santa Cruz Metropolitan Transit District Front Office Administration Staff by telephone as soon as the absence is known, but no later than 12:00PM (noon) on the day of the meeting, and that failure to make said contact will constitute an unexcused

# Attachment A

absence unless circumstances restrict such contact. The Board of Directors shall then be notified of the vacancy so the Ad Hoc Committee can then meet and recommend to the METRO Board a successor to be appointed to fill the remainder of the vacated MAC member's term.

## **§3.4 Compensation of MAC members**

No individual member of the MAC shall be entitled to compensation from METRO, with the exception that Members of the Committee shall receive one (1) system-wide day passes for each meeting that they attend. Any request for reimbursement for travel or other expenses shall not be considered unless approved in advance by the CEO/General Manager.

## **§3.5 Vacancies**

When a vacancy is created or a MAC member's term expires, the METRO Board shall be solicited for nominations. The METRO Board nomination period shall be open for thirty (30) days following the notification to METRO Board Members of the vacancy(s). The METRO Board shall be notified of the open nomination period via email correspondence. Following the conclusion of the thirty-day nomination period, the Ad Hoc Committee shall convene and review current MAC applications on file and current Board Member nominations. The Ad Hoc Committee shall then make new appointee recommendation(s) to the full METRO Board for consideration and approval to fill the expired seat, or the remainder of the vacated MAC member's term.

## **Article IV OFFICERS**

### **§4.1 Chair and Vice Chair**

The MAC shall elect from its membership a Chair and a Vice Chair at the end of the agenda for the last meeting of the calendar year, to serve for a one-year term. The Chair shall preside at all meetings of the MAC and represent the MAC before the METRO Board of Directors. The Vice Chair shall perform the duties of the Chair when the Chair is absent. In the event of a vacancy in the Chair's position, the Vice Chair shall succeed as Chair for the balance of the Chair's term and the MAC shall elect a successor to fill the vacancy in the Vice Chair's position. In the event of a vacancy in the Vice Chair's position, the MAC shall elect a successor from its membership to fill the Vice Chair's position for the remainder of the Vice Chair's term. If the Chair vacates the position prior to the end of his/her one-year appointment, the Vice Chair will be allowed to complete



# Attachment A

the vacated Chair's term and one full year following the end of the vacated Chair's term.

The Chair may be elected for up to two consecutive terms, and again multiple times during their appointment term(s) provided there is a minimum of a one-year break after having served two consecutive terms.

## **§4.2 Staff Support**

The CEO/General Manager of METRO shall determine the proper staff support for MAC meetings, if any, and furnish administrative personnel to prepare and distribute the MAC's agendas, notices, minutes, correspondence and other materials. The METRO administrative personnel assigned to support the MAC shall maintain a record of all proceedings of the MAC as required by law and shall perform other support duties to the committee as assigned by the CEO/General Manager. The minutes of each meeting, when approved by the MAC shall be made available on the Santa Cruz METRO website on the MAC page. The METRO Board of Directors are encouraged to review these minutes after each MAC meeting.

## **Article V MEETINGS**

### **§5.1 Regular Meetings**

Regular meetings of the MAC shall be held not more than once each calendar quarter (e.g.: March, June, September & December), on the third Wednesday of the month that is selected for the meeting. Whenever a regular meeting falls on a holiday observed by METRO, the meeting shall be held on another day or canceled at the direction of the MAC. A rescheduled regular meeting shall be designated a regular meeting. With the approval of the CEO/General Manager, or at the direction of the METRO Board, the MAC may convene additional "Special" meetings during the calendar year to address time sensitive issues. e.g.: service changes, fare increases, Fiscal Year Budget review. All such "Special" meetings shall be posted in compliance with Article V, Section 5.3 and Article 6, Section 6.4 below.

At the MAC's last meeting of the calendar year it shall establish a calendar of its regular meetings for the following year. MAC's regular meeting schedule shall be posted on the METRO website once adopted by the MAC.

# Attachment A

## **§5.2 Calling and Noticing of Meetings**

All meetings shall be called, noticed and conducted in accordance with the applicable provisions of the Ralph M. Brown Act (commencing with Section 54950 of the Government Code). The CEO/General Manager and METRO Counsel shall be given notice of all meetings.

## **§5.3 Quorum; Vote**

The presence of a majority of the appointed (4) members shall constitute a quorum for the transaction of business. However, when there are vacancies on the MAC the quorum shall be reduced to a majority of the number of Members appointed to the MAC with the provision that a quorum shall never be less than three (3) Members. All official acts of the MAC shall require the affirmative vote of the majority of members present, providing that a quorum is maintained at all times.

## **§5.4 Thirty Minute Rule**

If a quorum has not been established within thirty minutes of the noticed starting time for the meeting, the Chair, or Vice Chair, shall declare the meeting cancelled.

## **§5.5 Matters Not Listed On the Agenda Requiring Committee Action**

All items requiring MAC discussion and/or action are required to be posted on the Agenda and in compliance with Article V, Section 5.3 and Article 6, Section 6.4.

## **§5.6 Time Limits for Speakers**

Each member of the public appearing at a MAC meeting shall be limited to three minutes in his or her presentation, unless the Chair, at his or her discretion, permits further remarks to be made. Any person addressing the MAC may submit written statements, petitions or other documents to complement his or her presentation. Public presentations that have been scheduled prior to the meeting with the MAC Chair shall not be subject to the time limits contained in this section.

## **§5.7 Impertinence; Disturbance of Meeting**

Any person making personal, impertinent or indecorous remarks while addressing the MAC may, as the Chair's discretion, have their testimony immediately terminated and may, at the Chair's discretion, be barred from further appearance before the MAC at that meeting, unless permission to continue is granted by an affirmative majority vote of the MAC. The Chair

# Attachment A

may order any person removed from the MAC meeting who causes a disturbance or interferes with the conduct of the meeting, and the Chair may direct the meeting room cleared when deemed necessary to maintain order.

## **§5.8 Access to Public Records Distributed at Meetings**

Writings which are public records and which are distributed during a MAC meeting shall be made available for public inspection at the meeting if prepared by the METRO staff or a member of the MAC, or after the meeting if prepared by some other person. In all instances, every effort shall be made to provide all writings in an accessible format. Anyone having difficulties accessing specific documents should contact the METRO Administrative Office for assistance.

Except as provided above, all public records requests for MAC records shall be made to Santa Cruz METRO pursuant to Santa Cruz METRO's policies and procedures for the same.

## **Article VI AGENDAS AND MEETING NOTICES**

### **§6.1 Agenda Format**

The agenda shall specify the location, starting time and anticipated ending time of each meeting. Each matter to be considered by MAC shall contain a brief general description of each item of business to be transacted or discussed at the meeting. The description shall be reasonably calculated to adequately inform the public of the subject matter of each agenda item. The agenda may include recommendations for MAC action as appropriate.

### **§6.2 Public Communications**

Each agenda for a regular meeting shall provide an opportunity for members of the public to address the MAC on matters of interest to the public either before or during the MAC's consideration of the item, if it is listed on the agenda, or, if it is not listed on the agenda but is within the jurisdiction of the MAC, under the agenda item heading "Oral/Written Communications". The MAC shall not act upon an item that is not listed on the agenda. Each notice for a special meeting shall provide an opportunity for members of the public to directly address the MAC concerning any item that has been described in the notice for the meeting before or during consideration of that item.

# Attachment A

## **§6.3 Agenda Preparation**

The METRO administrative personnel assigned to the MAC shall prepare the agenda for each meeting. One week prior to the posting date of the MAC Agenda, the MAC Chair will work with the assigned METRO administrative personnel to create a draft MAC Agenda. Prior to finalizing the MAC Agenda, the MAC Chair, or Vice Chair, shall meet with the CEO/General Manager, either in person or by phone, to discuss the draft Agenda and to determine whether or not certain items should be included in the MAC Agenda. Since the CEO/General Manager is responsible for oversight of METRO personnel and budget, the CEO/General Manager will have the final approval on the contents of the MAC Agenda, as it relates to all items requiring METRO staff support and compliance with the MAC Bylaws.

## **§6.4 Agenda Posting and Delivery**

The written agenda for each regular meeting and each meeting continued for more than five calendar days shall be posted by the METRO Staff at least 72 hours before the meeting is scheduled to begin. The written agenda for every special meeting shall be posted by the METRO Staff at least 24 hours before the special meeting is scheduled to begin. The agenda shall be posted in a location that is freely accessible to members of the public. The MAC agenda will also be posted to the METRO website ([www.scmttd.com](http://www.scmttd.com)) under the Agency Information tab.

The agenda together with supporting documents shall be transmitted to each MAC member, the CEO/General Manager and the METRO Counsel at least three days before each regular meeting and at least 24 hours before each special meeting.

## **Article VII MISCELLANEOUS**

### **§7.1 Adoption and Amendment of Bylaws**

These Bylaws shall be effective upon approval by the METRO Board of Directors and may be revised and amended only by the METRO Board of Directors. The MAC shall have no authority to amend these Bylaws without approval by the Board of Directors

# Attachment A

## **§7.2 MAC Process**

The intent of the MAC is to provide consensus based advice and recommendations regarding all matters that have been referred to it by the METRO Board of Directors. However, when such consensus cannot be reached, the Chair of MAC shall present a report that includes the majority consequences and provides a summary of the comments made by those who have not voted with the majority. If no majority consensus is reached, then the report shall so state the same.

Approved by Board of Directors:

September 26, 2003

**Revised for 10/24/03**

**Revised for 12/19/03**

**Amended/Adopted 12/19/03**

**Amended/ Adopted 7/23/04**

**Amended/Adopted 6/23/06**

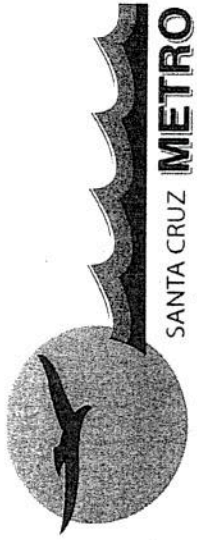
**Amended/Adopted 4/27/07**

**Amended/Adopted 5/25/07**


**Amended/Adopted 12/16/11**

**Revised 01/22/16 – Effective 01/01/16**

- THIS PAGE INTENTIONALLY LEFT BLANK -



# Are you MAC Material?



Phone: 831.426.6080  
Website: [www.SCMTD.com](http://www.SCMTD.com)



----- Fold and Seal Here -----

Name: \_\_\_\_\_  
Address: \_\_\_\_\_  
City, State and Zip: \_\_\_\_\_

*Address Correction Required*

Postage  
Required


SANTA CRUZ METROPOLITAN TRANSIT DISTRICT  
METRO ADVISORY COMMITTEE (MAC)  
110 VERNON STREET  
SANTA CRUZ, CA 95060

----- Fold and Seal Here -----

## METRO Advisory Committee (MAC)

### About MAC:

- MAC's purpose, as an officially recognized advisory committee, is to advise METRO's Board of Directors on matters of policy and operations referred to MAC by the Board or the CEO/General Manager
- MAC may also address issues regarding the quality and quantity of transportation services provided by METRO
- The Committee is composed of 11 members. MAC may be made up of anyone from Santa Cruz County who applies and is appointed by a METRO Board Member





## MAC Application Process:

- If you wish to apply for an appointment to the METRO Advisory Committee, please complete the application form to the right and return via US Post Office regular mail (USPS)
- Or apply online at <http://SCMTD.com/en/agency-info/mac>
- For further information, call METRO's Administrative Office at (831) 426-6080 ext 1105

## MAC Term of Office:

- The membership term is two (2) years, with a possibility of reappointment for two (2) successive terms
- Terms commence upon appointment by the Board of Directors

## Meeting Times and Location:

- MAC meets on the third Wednesday of the month from 6:00 to 8:00pm (excluding July) in the Santa Cruz METRO Center (Pacific Station) Conference Room, 920 Pacific Ave., Santa Cruz

All meetings are open to the public



Complete and return the MAC application below or apply online at

<http://SCMTD.com/en/agency-info/mac>

Name: \_\_\_\_\_

Address: \_\_\_\_\_

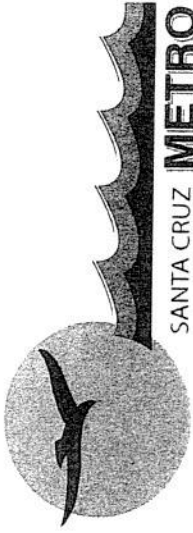
Day Time Phone: (\_\_\_\_) \_\_\_\_\_

Email Address: \_\_\_\_\_

How often do you use the METRO Fixed Route or ParaCruz Service? \_\_\_\_\_

What are your particular transit interests? \_\_\_\_\_

What do you think are the biggest challenges for METRO? \_\_\_\_\_



What do you believe you can contribute to METRO and MAC if appointed? \_\_\_\_\_

What interests and experience do you have that would make you an effective MAC member? \_\_\_\_\_

Please outline your availability in terms of meeting times/dates & total time per month you can devote to MAC activities? \_\_\_\_\_

Are you aware of any conflicts of interest that would prevent you from serving on MAC if appointed? \_\_\_\_\_

Signature: \_\_\_\_\_

Date of Application: \_\_\_\_\_

Santa Cruz Metropolitan Transit District  
METRO Advisory Committee (MAC)

110 Vernon Street

Santa Cruz, CA 95060

Phone: 831.426.6080 x1105

Fax: 831.426.6117

E-mail: [MAC@SCMTD.com](mailto:MAC@SCMTD.com)





**DATE:** May 19, 2017  
**TO:** Board of Directors  
**FROM:** Thomas Hiltner, Grants/Legislative Analyst  
**SUBJECT: CONSIDER ADOPTING A RESOLUTION SETTING A GOAL TO ATTAIN A FULLY ZERO-EMISSION FLEET BY 2040 AND PHASING OUT THE PURCHASE OF CNG BUSES BY 2030**

## **I. RECOMMENDED ACTION**

**That the Board of Directors adopt a resolution to set a goal for achieving a fully zero-emission fleet by 2040 and to support a fleet management plan which phases out the purchase of CNG buses by 2030**

## **II. SUMMARY**

- The State of California has implemented regulations to reduce the emission of greenhouse gases from the transportation sector and to reduce fossil fuel dependence.
- The California Air Resources Board is currently drafting new regulations to phase out the use of fossil fuels in transit fleets.
- Both the California Department of Transportation (Caltrans) and the Federal Transit Administration (FTA) provide financial assistance to purchase battery-electric buses.
- The Board of Directors adopted the *Electric Bus Implementation Strategy* in 2015 to establish a path for pursuing grants and reducing METRO's operating budget by purchasing battery-electric buses.
- Committing to a date certain for achieving a fully zero-emission bus fleet establishes a strong policy, which provides support for pursuing grants from external agencies to purchase battery-electric buses.
- Staff recommends that the Board of Directors adopt a resolution (Attachment A) to establish a goal to achieve a fully zero-emission bus fleet by 2040 and to phase out purchases of new CNG buses by 2030. The resolution also states Board support for a Fleet Management Plan, which incorporates these objectives.

## **III. BACKGROUND/DISCUSSION**

Governor Brown enacted the Global Warming Solutions Act of 2006 (AB 32) to curb emission of greenhouse gases with regulations on all economic sectors

including transportation. AB 32 set a target of reducing greenhouse gas emissions (GHGs) to 1990 levels by 2020 and directed the California Air Resources Board (CARB) to lead a Climate Action Team consisting of many other state agencies to implement new regulations, which would achieve the objectives of AB 32. Subsequently, members of the Climate Action Team, the California Energy Commission, Environmental Protection Agency and Caltrans produced regulations that govern fueling and exhaust emissions of public transit fleets. In 2016, Governor Brown signed SB 32, an extension of AB 32, to set a more aggressive target of reducing GHGs by 40% below 1990 levels by 2030 and extended CARB's lead to implement the legislation until 2030.

CARB released the draft of a new regulation, which will directly affect METRO's bus replacement strategy. The Advanced Clean Transit rule will succeed the current "Fleet Rule," which regulated METRO's adoption of the alternative fuel path in 2002 to gradually replace its diesel buses with new CNG buses through attrition. The Advanced Clean Transit rule is anticipated to phase out the purchase of fossil-fuel buses after 2018 and to mandate fully zero-emission public transit fleets by 2040. While 2040 seems distant now, METRO will acquire less than two generations of replacement buses in that time.

Electric bus replacements will impose a heavy burden on METRO's capital budget, although the operating budget may benefit. METRO currently needs to replace 61 diesel and CNG buses, and, depending upon the fuel type, will spend between \$37 and \$58 million for new buses in the immediate future. The higher cost (\$58 million) is for battery-electric replacement buses, the lower (\$37 million) is for CNG replacement buses. As battery-electric bus technology matures and improves, however, the price differential between the two is expected to narrow. Assuming that buses can be fully charged overnight at off-peak electricity rates, the overall lifecycle cost of owning electric buses is anticipated to fall below the lifecycle cost of a CNG bus, and demonstrated lower maintenance costs for battery-electric buses will attenuate the growth of the Fleet Maintenance Department's budget.

Both Caltrans and the FTA fund programs to accelerate the deployment of zero-emission buses. In 2016, Caltrans' Low Carbon Transit Operations Program awarded METRO a grant to purchase one battery-electric replacement bus for service in Watsonville and is expected to approve METRO's 2017 request for financial assistance to buy a second battery-electric bus. The FTA awarded METRO a grant in 2016 to purchase three battery-electric buses for Highway 17 Express operations, and this year METRO will request FTA financial assistance to purchase up to ten more battery-electric buses through the Low and No Emission Bus Program. A related item on today's agenda recommends adopting a resolution to authorize the FTA grant application.

The Board adopted an *Electric Bus Implementation Strategy* in 2015, which proposed a timeline for METRO to acquire electric buses incrementally through

grant-funding opportunities, beginning with a first acquisition in 2016. At that time, the Board also adopted a resolution authorizing the CEO/General Manager to pursue grants and execute agreements to obtain financial assistance to buy battery-electric buses. Now, staff requests that the Board document a commitment to zero-emission buses by setting a date certain for achieving a fully zero-emission bus fleet. This commitment will establish a strong underlying policy to support METRO's requests for financial assistance to buy battery-electric replacement buses.

Staff recommends that the Board of Directors adopt a resolution (Attachment A) committing to a goal to achieve a fully zero-emission bus fleet by 2040 and to a phase-out of CNG bus purchases by 2030. The resolution also states Board support for a Fleet Management Plan, which incorporates these objectives.

#### **IV. FINANCIAL CONSIDERATIONS/IMPACT**

Committing to a date of 2040 to achieve a fully zero-emission bus fleet does not have an immediate financial impact, although staff acknowledges that setting a date certain may increase METRO's bus replacement costs in the near future.

#### **V. ALTERNATIVES CONSIDERED**

Alternative 1: Do not commit to a zero-emission fleet by 2040. METRO could continue operating a mixed fleet of diesel and CNG buses as long as possible, but would not be well positioned when CARB imposes mandatory targets for migrating to a zero-emission fleet. This alternative is not recommended.

Alternative 2: Select a different date to achieve a zero-emission fleet. Staff has evaluated the useful life of its CNG fueling infrastructure, available grant funding and the regulatory environment to arrive at the 2040 date. A later date may not be an option; an earlier date could trigger repaying the FTA for the un-depreciated asset value of the stranded CNG infrastructure. Setting a different date is not recommended, although an earlier date would indicate a more aggressive move toward zero-emission fleet implementation. Staff recommends 2040 as a reasonable, justifiable date to achieve a fully zero-emission bus fleet.


#### **VI. ATTACHMENTS**

**Attachment A:** Resolution of Commitment to Achieve a Fully Zero-Emission Bus Fleet by 2040

Prepared by: Thomas Hiltner, Grants/Legislative Analyst

**VII. APPROVALS:**


Barrow Emerson, Planning  
And Development Manager  
Manager

  
\_\_\_\_\_

Approved as to fiscal impact:  
Angela Aitken, Finance Manager

  
\_\_\_\_\_

Alex Clifford, CEO/General Manager

  
\_\_\_\_\_

# Attachment A



## BEFORE THE BOARD OF DIRECTORS OF THE SANTA CRUZ METROPOLITAN TRANSIT DISTRICT

Resolution No.  
On the Motion of Director:  
Duly Seconded by Director:  
The Following Resolution is Adopted:

### RESOLUTION OF THE BOARD OF DIRECTORS OF THE SANTA CRUZ METROPOLITAN TRANSIT DISTRICT MAKING A COMMITMENT TO ACHIEVE A FULLY ZERO-EMISSION BUS FLEET BY 2040

**WHEREAS**, the Governor of California enacted the Global Warming Solutions Act of 2006 (AB 32) to mandate reduction in greenhouse gas emissions (GHGs) from all economic sectors including transportation; and

**WHEREAS**, AB 32 charged the California Air Resources Board with directing implementation of the law through statewide agencies including the Environmental Protection Agency, the California Energy Commission and the California Department of Transportation, which collectively have adopted regulations governing the fueling and exhaust emissions of public transit fleets; and

**WHEREAS**, the California Air Resources Board established the California Greenhouse Gas Reduction Fund with revenue from the Cap-and-Trade program to provide financial assistance for projects that reduce GHGs, including the purchase of battery-electric buses; and

**WHEREAS**, the Federal Transit Administration established programs and financial assistance to support the early deployment of zero-emission buses, including battery-electric buses; and

**WHEREAS**, the California Air Resources Board in 2015 drafted an Advanced Clean Transit rule, which may establish targets for acquiring zero-emission buses beginning in 2018 with a goal to achieve fully zero-emission transit fleets by 2040; and

**WHEREAS**, the Santa Cruz Metropolitan Transit District needs to replace 61 diesel and CNG fueled buses and has already received funds from the state and federal Departments of Transportation to purchase battery-electric buses; and

**WHEREAS**, the Santa Cruz Metropolitan Transit District adopted an *Electric Bus Strategic Implementation Plan* in 2015 to pursue grant funding to acquire battery-electric buses; and

# Attachment A

Resolution No. \_\_\_\_\_  
Page 2

**WHEREAS**, in order to further the goals and strategy set forth above, staff recommends that the Board adopt a goal to achieve a fully zero-emission bus fleet by 2040 and to support a Fleet Management Plan, which phases out the purchase of CNG buses by 2030.

**NOW, THEREFORE, BE IT RESOLVED** that the Board of Directors of the Santa Cruz Metropolitan Transit District, in recognition of the need, and the financial support available, to acquire zero-emission replacement buses, hereby adopts a goal to achieve a fully zero-emission bus fleet by 2040 and to support a Fleet Management Plan, which phases out the purchase of CNG buses by 2030.

**PASSED AND ADOPTED** this 19<sup>th</sup> Day of May 2017 by the following vote:

**AYES:** Directors -

**NOES:** Directors -

**ABSTAIN:** Directors -

**ABSENT:** Directors -

Approved:  
Jimmy Dutra, Chair

---

Attest:  
Alex Clifford, CEO/General Manager

---

Approved as to form:  
Julie A. Sherman, General Counsel

---



**DATE:** May 19, 2017  
**TO:** Board of Directors  
**FROM:** Angela Aitken, Finance Manager  
**SUBJECT:** **CONSIDERATION OF SANTA CRUZ METRO'S FY18 AND FY19 OPERATING BUDGET, FY18 CAPITAL BUDGET, AND A RESOLUTION SETTING A PUBLIC HEARING ON JUNE 23, 2017**

**I. RECOMMENDED ACTION**

**That the Board of Directors adopt a resolution setting a public hearing on June 23, 2017 to commence at the Santa Cruz City Council Chambers at 8:30 am, or as soon as thereafter the matter can be heard, for final adoption of the Final FY18 and FY19 Operating Budgets and FY18 Capital Budget.**

**II. SUMMARY**

- The FY18 and FY19 Operating Budget, and FY18 Capital Budget are presented this month for Board and public review. A public hearing has been scheduled for 9:00am, June 23, 2017 in the Santa Cruz City Council Chambers.
- The 5 – Year Budget Plan for Santa Cruz METRO is presented in Attachment B. It depicts the proposed two – year FY18 and FY19 Operating Budget and Budget Forecasts for FY20 to FY22.
- The proposed two-year FY18 and FY19 line item Operating Budget – Attachment C total \$47,741,987 and \$48,692,255, respectively. This is a Draft budget, which reflects the latest data regarding revenues and expenses. The Final two-year budget will be presented to the Board of Directors on June 23, 2017.
- On June 24, 2016 the Board adopted the FY17 and FY18 Final Operating Budgets. Santa Cruz METRO produces a 2-year rolling budget. This budget revises the June 2016 FY18 Budget and presents a new FY19 Operating Budget.
- A Budget Workshop with the Unions was held on May 10, 2017 to answer questions about the two-year FY18 and FY19 Operating Budget and the FY18 Capital Budget and to obtain input from our union partners.
- The Authorized and Funded Personnel lists are presented in Attachment D.
- The FY18 Capital Budget – Attachment E totals \$15,804,674.

- The Unfunded Capital Projects list, as of 03-27-2017, presented in Attachment F, totals approximately \$219M over the next ten years to get Santa Cruz METRO to a State of Good Repair.
- Staff recommends that the Board of Directors receive input on the FY18 and FY19 Operating Budgets and FY18 Capital Budget and provide additional direction to staff as necessary regarding the contents of the Operating and Capital Budgets, for final adoption on June 23, 2017.
- A Resolution was prepared to reflect the above recommendation, and the Board is asked to adopt the resolution to set the public hearing.

### III. DISCUSSION/BACKGROUND

The Board of Directors must adopt the FY18 Final and FY19 Final Operating Budgets and FY18 Capital Budget by June 30, 2017. The FY18 and FY19 Operating Budgets and the FY18 Capital Budget are presented this month for Board and public review. A public hearing has been scheduled for 9:00 am, June 23, 2017 in the Santa Cruz City Council Chambers.

On June 24, 2016 the Board adopted the FY17 and FY18 Final Operating Budgets. Santa Cruz METRO produces a 2-year rolling budget. This budget revises the June 2016 FY18 Budget and presents a new FY19 Operating Budget.

A Budget Workshop with the Unions was held on May 10, 2017 to answer questions about the two-year FY18 and FY19 Operating Budgets and the FY18 Capital Budget and to obtain input from our union partners.

#### A. FY18 Operating Revenues

Operating Revenues total \$47,741,987 in FY18. Major Operating Revenue assumptions in the FY18 Budget over the June 2016 FY17 Final Budget, include:

- Passenger Fares – decrease of -24.2% or (\$890K) primarily due to decreased system-wide ridership, as a result of the service reduction implemented after September 8, 2016, as well as the decrease in bulk purchases of discount passes from Cabrillo College. The budget projection is based on actual passenger fares revenue collected in October, November, and December 2016. Revenue data collected prior to the service reduction was excluded from the forecast model. In addition, data for January and February 2017 was excluded from the forecast model due to the severe weather and staffing shortages that negatively impacted ridership. This revenue line item may be revised before June 2017 as relevant actual passenger fares data becomes available.



- Special Transit Fares – decrease of -6.9% or (\$373K) due to actual contract payments from UCSC below budget estimates for FY17.
- Highway 17 Fares – decrease of -3.7% or (\$67K) due to decreased Highway 17 Ridership as a result of increased fares (in the fall of 2015); lower fuel prices; reduced on-time performance due to increased congestion, as well as the service reduction implemented September 8, 2016. The budget projection is based on actual Highway 17 fares revenue collected in October, November, and December 2016. Revenue data collected prior to the service reduction was excluded from the forecast model. In addition, data for January and February 2017 was excluded from the forecast model due to the severe weather and staffing shortages that negatively impacted ridership. This revenue line item may be revised before June 2017 as relevant actual Highway 17 fares data becomes available.
- 1979 Gross Sales Tax (1/2 cent) – increase of 2.5% or \$489K. Current economic data does not support much of an increase.
- 2016 Net Sales Tax (Measure D) – increase of 100% or \$3M (new revenue source in FY18). The budget projection is based on preliminary estimates from the Santa Cruz County Regional Transportation Commission (SCCRTC). These funds will allow Santa Cruz METRO to sustain its current level of service for at least the next two years.
  - As part of the reduced annual budget adopted in June 2016 for FY17, Santa Cruz METRO funded 4 Bus Operator positions to maintain some services using reserve funds until FY18 in hopes that the Measure D in November 2016 would be successful. If the Measure D had not been successful, these services would have been eliminated. With the passage of the Measure D, these positions will continue to be funded in FY18 and beyond.
  - Measure D funds also support the initiative to increase Bus Operator staff, which allows Santa Cruz METRO to meet its current service commitments, something that has been difficult since the staffing reduction that came with the cost savings measures implemented with the FY17 budget.
  - In addition to funding the sustaining of fixed-route services, Measure D funds will also allow Santa Cruz METRO to continue its current level of Paratransit (ParaCruz) service which is beyond that required by law. If the Measure D had not been successful, this service would have also been subject to reduction.
  - Sustaining only the current operations budget and service level also allows Santa Cruz METRO to commit funding towards addressing its

critical aged bus fleet issue. Over sixty-percent (61) of Santa Cruz METRO's 98 buses are currently beyond the standard for useful service life. This hurts service reliability and increases maintenance costs. With this fleet capacity limitation, the ability to increase service is constrained by the lack of ability to grow the bus fleet. The full cost of replacing the 61 buses ranges from \$37-\$58 million depending on the chosen propulsion system (compressed natural gas or electric battery). Because of the significant cost of buses, transit agencies primarily procure buses through grants which generally require local matches in the 15-20% range. Unfortunately these grants are highly competitive and significantly oversubscribed.

- Transportation Development Act (TDA-LTF) - increase of 1.0% or \$67K in accordance with estimates from SCCRTC, released in March 2017.
- FTA Sec 5307 – Operating Assistance - decrease of -2.7% or (\$115K), as per current budget projections from the Federal Transit Administration (FTA).
- AMBAG/Misc. Grant Funding – decrease of -86.3% or (\$63K). No new grants are anticipated at this time.
- STIC – increase of 4% or \$85K due to meeting additional performance thresholds per the two UZAs (Urbanized Areas) – Watsonville and Santa Cruz. Approximately 40% (2/5) or \$885K of the STIC funds will be transferred to the Capital Budget as per the Structural Deficit Presentation to the Board on January 23, 2015.
- TDA - STA – increase of 3.5% or \$69K, as per most recent projection from the California Transit Association (CTA). Approximately 40% (2/5) or \$826K of the TDA – STA funds will be transferred to the Capital Budget as per the Structural Deficit Presentation to the Board on January 23, 2015.
- TDA – STA (SB1) – increase of 100% or \$876K (new revenue source in FY18). The State Controller Office (SCO) will apportion 6 months of the new SB1 revenue in FY18. The new SB1 funds will be transferred to the Capital Budget, while the amount of the transfer depends on the availability of revenue sources to balance the budget. In FY18, \$770K will be transferred to the Capital Budget, and the remaining funds will be used to bridge the budget gap at the end of the fiscal year.
- Transfer (to)/from Operations Sustainability Reserve – decrease of -100% or (\$358K) due to achieving a balanced budget in FY18 with the use of the new TDA – STA SB1 funds.

## **B. FY18 Operating Expenses**

**Operating Expenses** total \$47,741,987 in FY18. Major Operating Expense assumptions in the FY18 Budget over the June 2016 FY17 Budget, include:

- **Personnel Expenses** (Labor and Fringe Benefits) increased by 1.5% or \$578K.
- **Non-Personnel Expenses** increased by 5.9% or \$485K.

### **Personnel Expenses:**

Personnel Expenses (Labor and Fringe Benefits) increase by 1.5% or \$578K primarily due to:

- Contractual items - cost of living adjustments (SEIU and Management), as well as step and longevity increases, when applicable (all bargaining units and Management).
- Increase in CalPERS retirement employer contribution from 22.17% to 23.80% in FY18, as per CalPERS actuarial information.
- Anticipated average increase of 5% in Medical Insurance Premiums (the increase is effective in January 2018).
- Increased numbers of FTEs (Full Time Equivalents) – 4 Bus Operators; 1 Maintenance Superintendent, and 1 Van Operator.
- Increased number of retirees.

### **Non – Personnel Expenses:**

Non-Personnel Expenses increase by 5.9% or \$485K primarily due to:

- Services – increase of 14.1% or \$438K. The increase is due to Prof/Technical Fees (Pacific Station Alternatives Analysis; Labor Relations) and Legal Services and is mitigated by a decrease in Repair Rev Vehicles (Mid-Life Bus Engine Overhauls and Campaigns paid by capital funds – FTA 5339a)
- Mobile Materials & Supplies – increase of 3.0% or \$83K due to an increase in Rev Vehicle Parts (aging fleet).
- Casualty & Liability – increase of 26.9% or \$142K due to Insurance PL/PD (increased insurance premiums) and Insurance – Other (Employment Practices Liability Insurance – CalTIP is cancelling this coverage).
- Purchased Transportation – decrease by -100.0% or (\$150K); (the decrease is offset by an increase in Labor: Van Operator Overtime and an additional FTE – Van Operator).

- Miscellaneous Expenses – decrease by -14.2% or (\$44K) primarily due to Advertising – District Promotion (transferred to Services – Prof/Tech Fees).

### **C. FY19 Operating Revenues**

Moderate increases in most Operating Revenue Sources are budgeted in FY19, such as:

- 1979 Gross Sales Tax (1/2 cent) – increase of 2.5% or \$502K.
- 2016 Net Sales Tax (Measure D) – increase of 2.5% or \$74K.
- Transportation Development Act (TDA - LTF) - increase of 2.5% or \$169K.
- FTA Sec 5307 – Operating Assistance - increase of 2.2% or \$90K.
- TDA – STA (SB1) – increase of 100% or \$876K. The State Controller Office (SCO) will apportion 12 months of the new SB1 revenue in FY18. The new SB1 funds will be transferred to the Capital Budget, while the amount of the transfer depends on the availability of revenue sources to balance the budget. In FY19, \$689K will be transferred to the Capital Budget, and the remaining funds will be used to bridge the budget gap at the end of the fiscal year.

### **D. FY19 Operating Expenses**

Major Operating Expense assumptions in the preliminary FY19 budget over the FY18 budget include:

- **Personnel Expenses** (Labor and Fringe Benefits) increase by 3.5% or \$1.4M due to:
  - Contractual items allotted for in FY19.
  - Projected increase in Retirement as per CalPERS Annual Valuation Reports.
  - Anticipated increase in Medical insurance premiums based on historical trends.
- **Non-Personnel Expenses** decrease by -4.8% or (\$411K) due to Services (Prof/Technical Fees).

### **E. FY18 Capital Budget**

The FY18 Capital Budget as shown in Attachment D totals \$15,832,434.

The current FY18 Capital budget consists of ongoing projects rolled forward from FY17, with no new projects at this time. These capital projects are funded by a variety of sources and are detailed on Attachment D.

One additional funding source has been added to the budget since the preliminary budget was presented in March. Senate Bill No. 1 (Beall and

Frazier) (SB 1) is a transportation funding package that increases funding to the State Transit Assistance (STA) program to be used for transit capital and operations purposes. SB 1 is estimated to provide approximately \$875K in FY18, and \$1.8M in FY19. Funds are intended to be used as the local match for grants needed to replace Santa Cruz METRO's 61 obsolete buses.

Noteworthy ongoing capital project activity (> \$100K) this fiscal year includes:

- Ongoing - Judy K. Souza Operations Facility – The facility opened for business on Friday, March 18, 2016, and the official ribbon cutting event was on Friday, May 6, 2016. However, the project is anticipated to be fully closed out by December 2017, after the final remaining items are completed. (see Transit Security Projects below)
- Ongoing - Transit Security Projects – Current programmed projects include emergency generators, cameras on buses and access control, a mechanical platform upgrade and security cameras at the Judy K. Souza Operations Facility.
- Ongoing - Pacific Station Conceptual Design Project – Working with the City of Santa Cruz on a technical analysis / feasibility study to assume combined footprint or reconfigured footprint of the current Santa Cruz METRO properties (Greyhound lot, bus station tarmac, 920 Pacific buildings) along with the City parking lot and any other City controlled property to meet both Santa Cruz METRO and City needs.
- Ongoing – Vehicle Replacement Projects – Santa Cruz METRO has been awarded grants from a variety of Federal and State and local agencies to replace aging revenue and non-revenue (service) vehicles including:
  - Electric Buses (4) + Infrastructure and Project Management
  - Paracruz Vans (15)
  - CNG Bus Replacement (1)
  - Non-Revenue (Service) Vehicles (11)
    - The three (3) electric bus replacements are in alignment with Santa Cruz METRO's strategy to begin replacing its fossil-fueled bus fleet with all-electric buses.
    - The one (1) additional electric bus will be dedicated to the Watsonville service area.
    - The CNG bus will assist in the replacement of obsolete vehicles
    - The Non-Revenue (Service) Vehicle replacements will allow Santa Cruz METRO to replace aging vehicles in the fleet, including supervisor vehicles, a pick-up truck, a custodial van, a high lift bucket truck, and a propane fueled tow motor

- Ongoing – Mid-Life Bus Engine Overhauls Campaign – Mid-life overhaul increases bus reliability and reduces maintenance cost during years 7 to 12, usually enabling an additional 2 years of lower maintenance cost operation through 14 years. Meets the FTA State of Good Repair (SGR) requirements and yields partial savings in the operating fund in Fleet Maintenance.
- Ongoing – Bus Repaint Campaign - Bus exterior paint deteriorates through bus washing and sun UV fading. Repainting provides a protective seal for body seams, a good public image and enables ease of cleaning.

#### **IV. FINANCIAL CONSIDERATIONS/IMPACT**

The proposed two-year FY18 and FY19 line item Operating Budget total \$47,741,987 and \$48,692,255, respectively. The operating budgets, as presented, are balanced budgets. The Capital Budget totals \$15,804,674. This Capital Budget is funded with multiple sources.

#### **V. ALTERNATIVES CONSIDERED**

- There are no recommended alternatives at this time. Staff recommends that the Board of Directors take input on the FY18 and FY19 Operating Budgets and FY18 Capital Budget and provide additional direction to staff as necessary regarding the contents of the Operating and Capital Budgets.

#### **VI. ATTACHMENTS**

- Attachment A:** Presentation on FY18 & FY19 Operating Budgets and FY18 Capital Budget
- Attachment B:** 5 – Year Budget Plan
- Attachment C:** FY18 and FY19 line item Operating Budgets
- Attachment D:** Authorized and Funded Personnel
- Attachment E:** FY18 Capital Budget
- Attachment F:** Unfunded Capital Projects as of 03-27-2017
- Attachment G:** Resolution to Set a Public Hearing


Prepared By: Kristina Mihaylova, Sr. Financial Analyst  
Debbie Kinslow, Assistant Finance Manager

**VII. APPROVALS:**

Approved as to fiscal impact:  
Angela Aitken, Finance Manager

  
\_\_\_\_\_

Alex Clifford, CEO/General Manager

  
\_\_\_\_\_

- THIS PAGE INTENTIONALLY LEFT BLANK -





# **FY18 & FY19 Operating Budget and FY18 Capital Budget**

Santa Cruz METRO Board of Directors

*May 19, 2017*

Angela Aitken, Finance Manager

# Overview of Today's Presentation

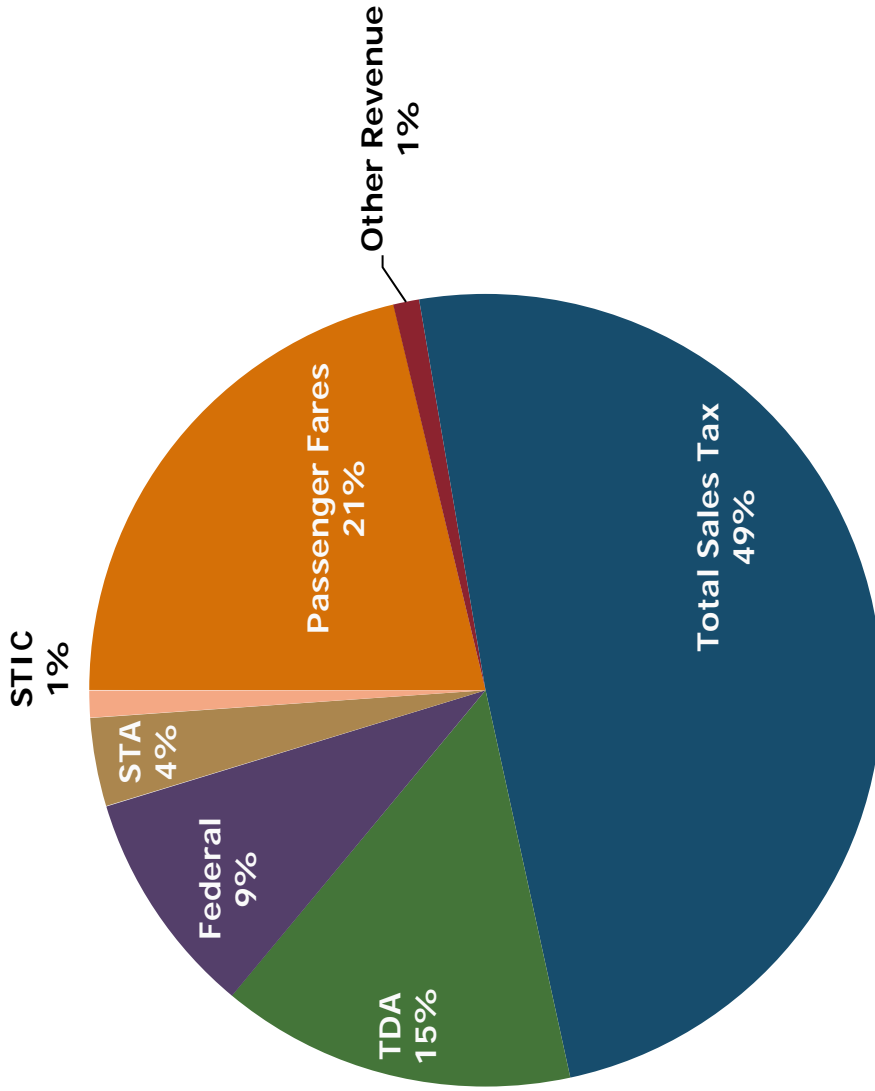
- **5 – Year Budget Plan**
  - Total Revenue Sources – 5 Year Projections
  - Total Operating Expenses – 5 Year Projections
  - Operating Deficit – 5 Year Projections
- **Total Rev and Exp % change vs. CPI % Change**
  - Budget FY07-FY19
  - Actual FY07-FY17 Projected Actual
- **FY18 & FY19 Operating Budget Changes**
  - March 24, 2017 to May 19, 2017
- **Projected Reserve Balances**
  - As of June 30, 2017 (estimate)
- **FY18 & FY19 Non-Controllable Operating Budget Risks**
- **Ongoing Activities**
- **Budgeted Memberships**

# 5 – Year Budget Plan

18A.3

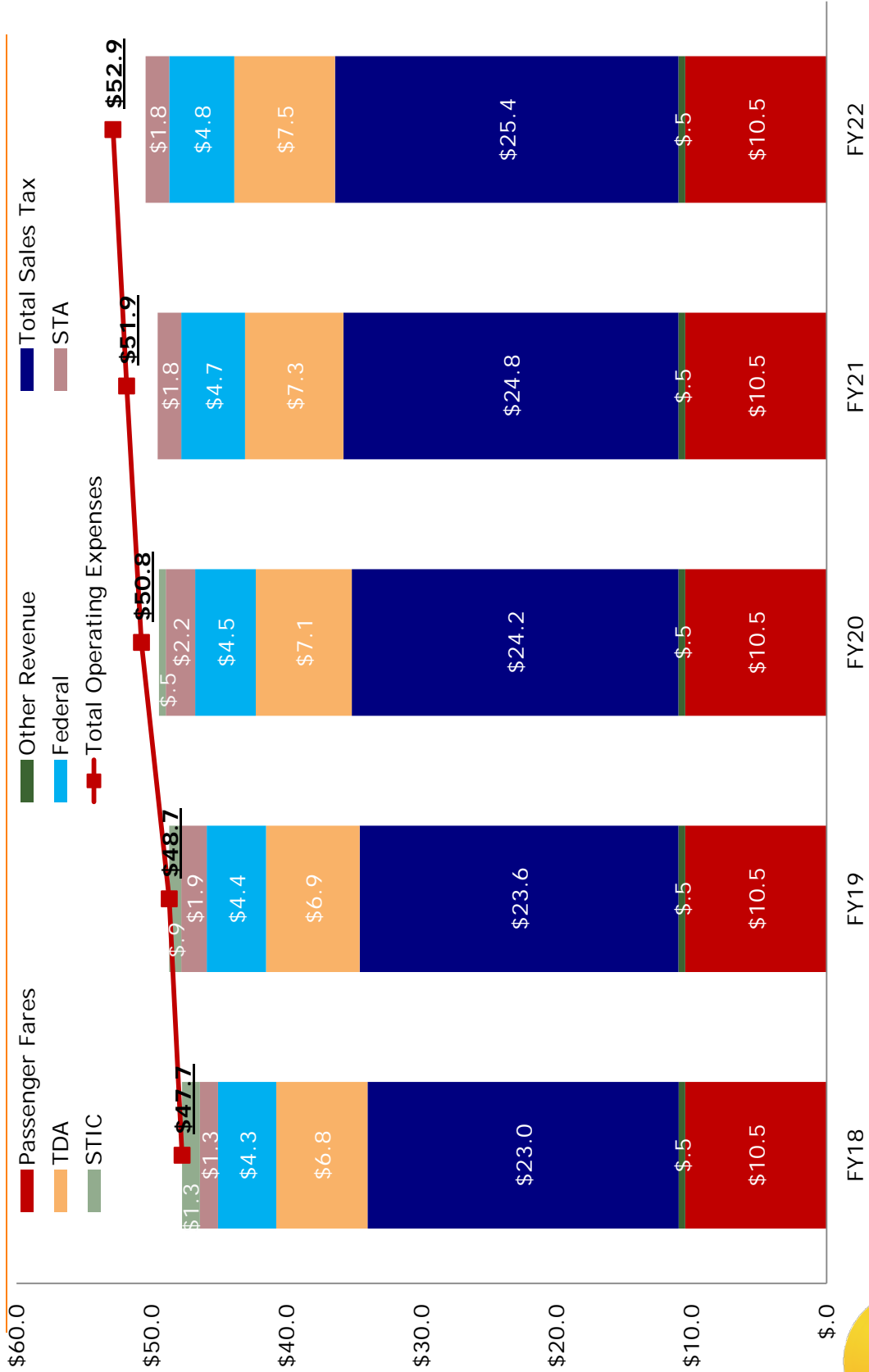


# Total Revenue Sources - 5 Year Projections



\* Total Revenue does not include Reserves.

# Total Revenue Sources - 5 Year Projections (in \$ millions)

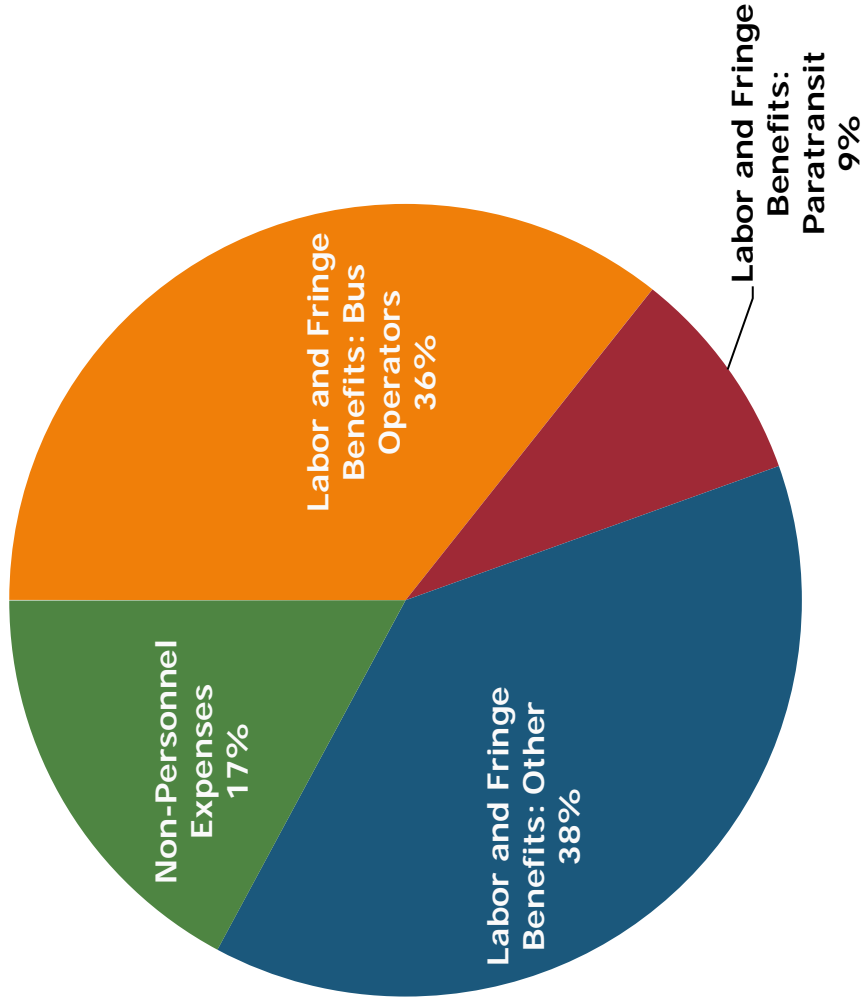


\* Total Revenue does not include Reserves.

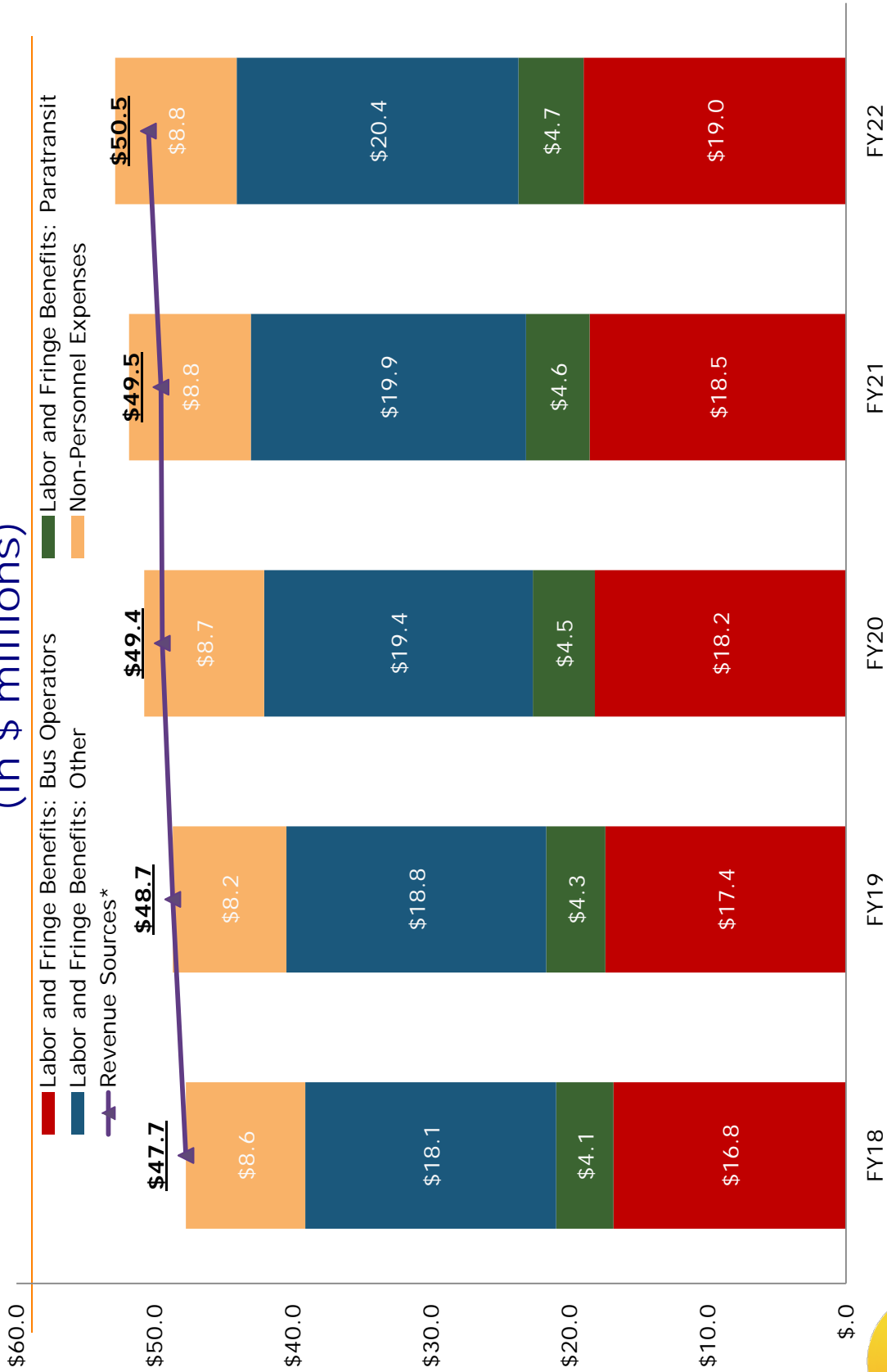
18A.5



# Total Operating Expenses – 5 Year Projections



# Total Operating Expenses - 5 Year Projections (in \$ millions)

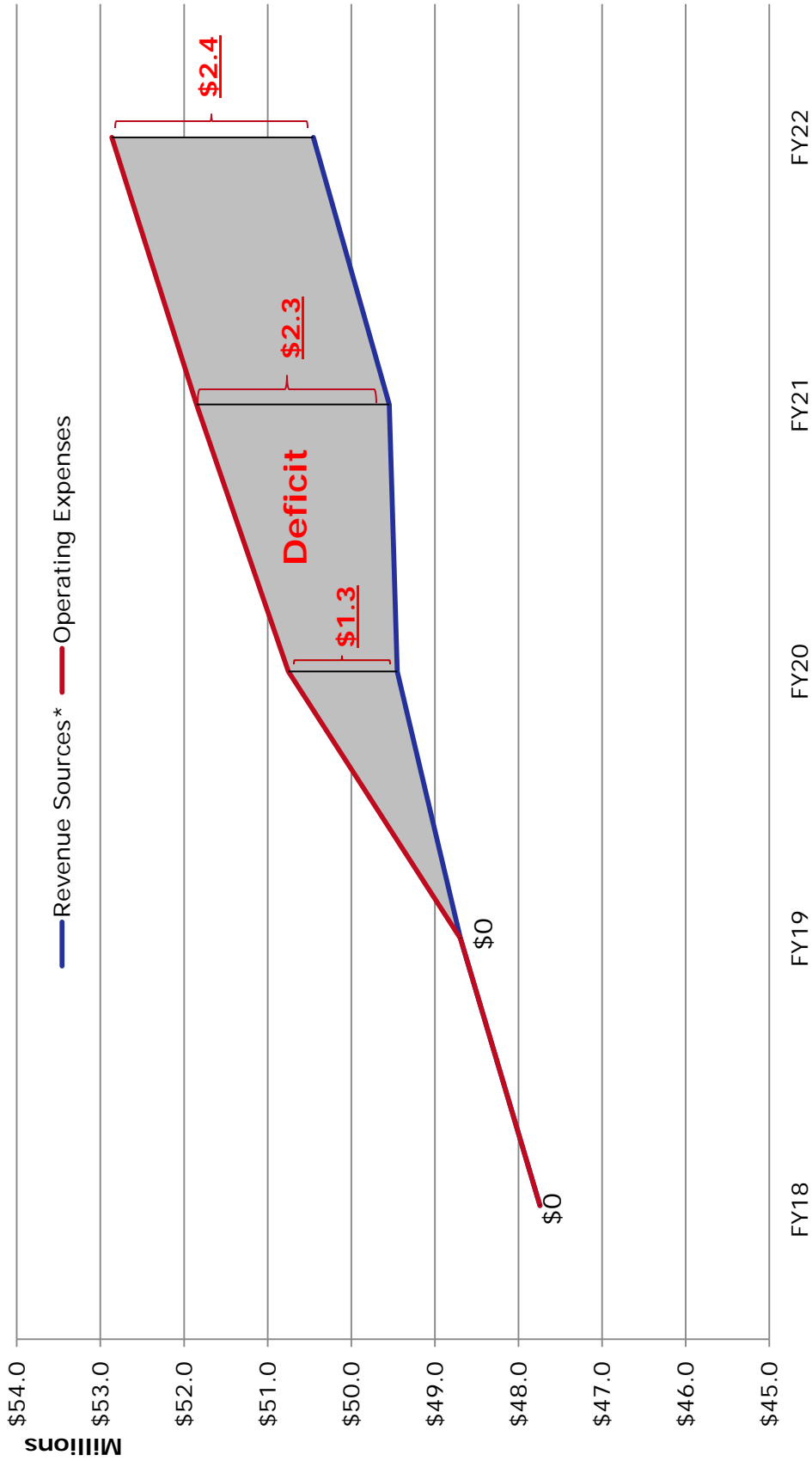


\* Total Revenue does not include Reserves.

18A.7



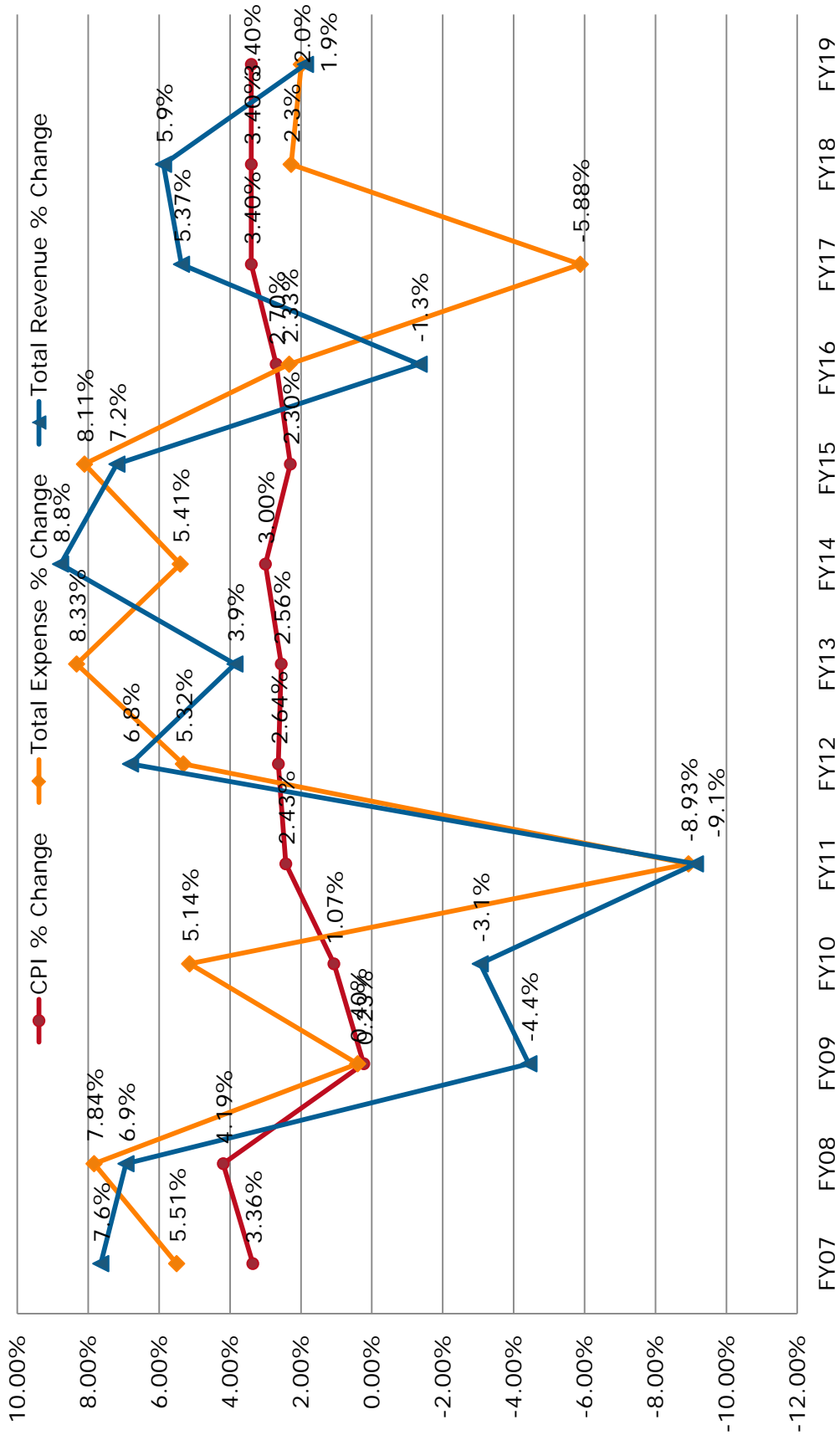
# Operating Deficit - 5 Year Projections (in \$ millions)



\* Total Revenue does not include Reserves.



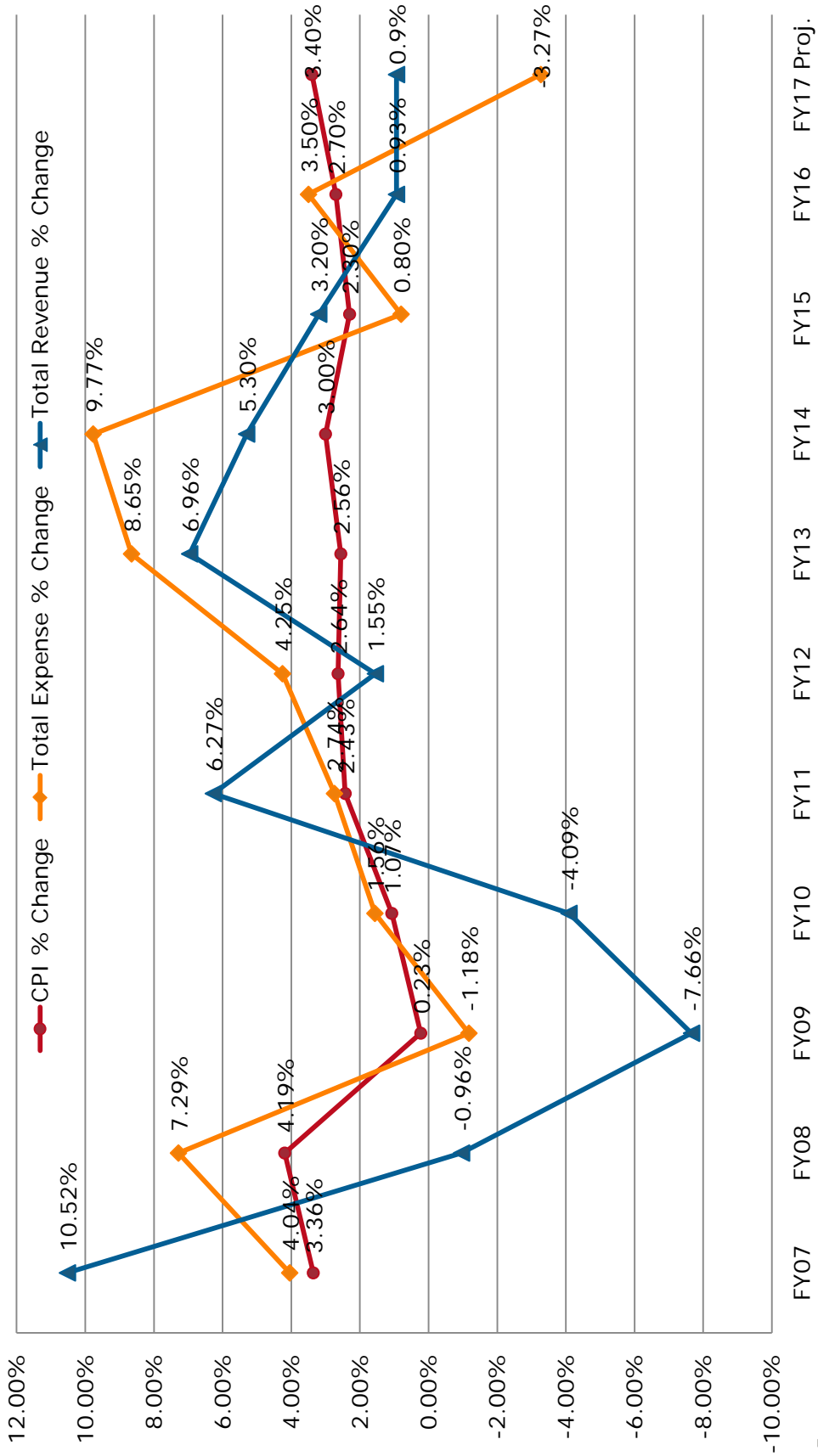
# Total Budget Revenue\* and Expense % Change vs. CPI % Change



\* Total Revenue does not include STA, STIC and Reserves.



# Total Actual Revenue\* and Expense % Change vs. CPI % Change



\* Total Revenue does not include STA, STIC and Reserves.



# Operating Budget Changes March 24, 2017 to May 19, 2017

---

- **FY18 & FY19 Operating Revenues**
  - Decrease in Transp. Dev. Act (TDA – LTF)
  - Increase in the TDA – STA Operating(Current Year) and the corresponding Transfer to the Capital Budget
  - Added New Revenue Source: TDA – STA Operating (Current Year – **SB1**). The State Controller Office will apportion 6 months of the new SB1 revenue in FY18, a full year allocation in FY19). The new SB1 funds will be transferred to the Capital Budget, with the exception of funds needed to balance the operating budgets in FY18 and FY19.
  - No Transfers (to) and from Reserves in FY18 and FY19, as the budgets are balanced with funds from the new TDA-STA – Operating (Current Year – SB1).

# Operating Budget Changes March 24, 2017 to May 19, 2017

---

- **FY18 & FY19 Operating Expenses**

- Increase in Labor and Fringe Benefits due to adding 1 FTE (Van operator; Paratransit ) and minor pay rates and hours adjustments (Human Resources and Planning)
- Eliminated Contract Transportation in Paratransit
- Reduced Insurance PL/PD in Finance and Paratransit
- Significant (\$200K) increase in Prof/Technical Fees in Planning due to Pacific Station Alternatives Analysis.
- Adjustments in Prof/Technical Fees in various departments (Administration; Human Resources; Planning).

**Total Budget Changes = \$115K in FY18 and (\$37K) in FY19**

# Operating Reserves as of 06/30/2017

Target: \$3.4M



**\$1.2M Deficient**

(estimate as of 5/08/2017)

Target: \$3.0M



**Fully Funded**

Target: \$0.7M



**\$0.05M Deficient**

Target: \$7.3M



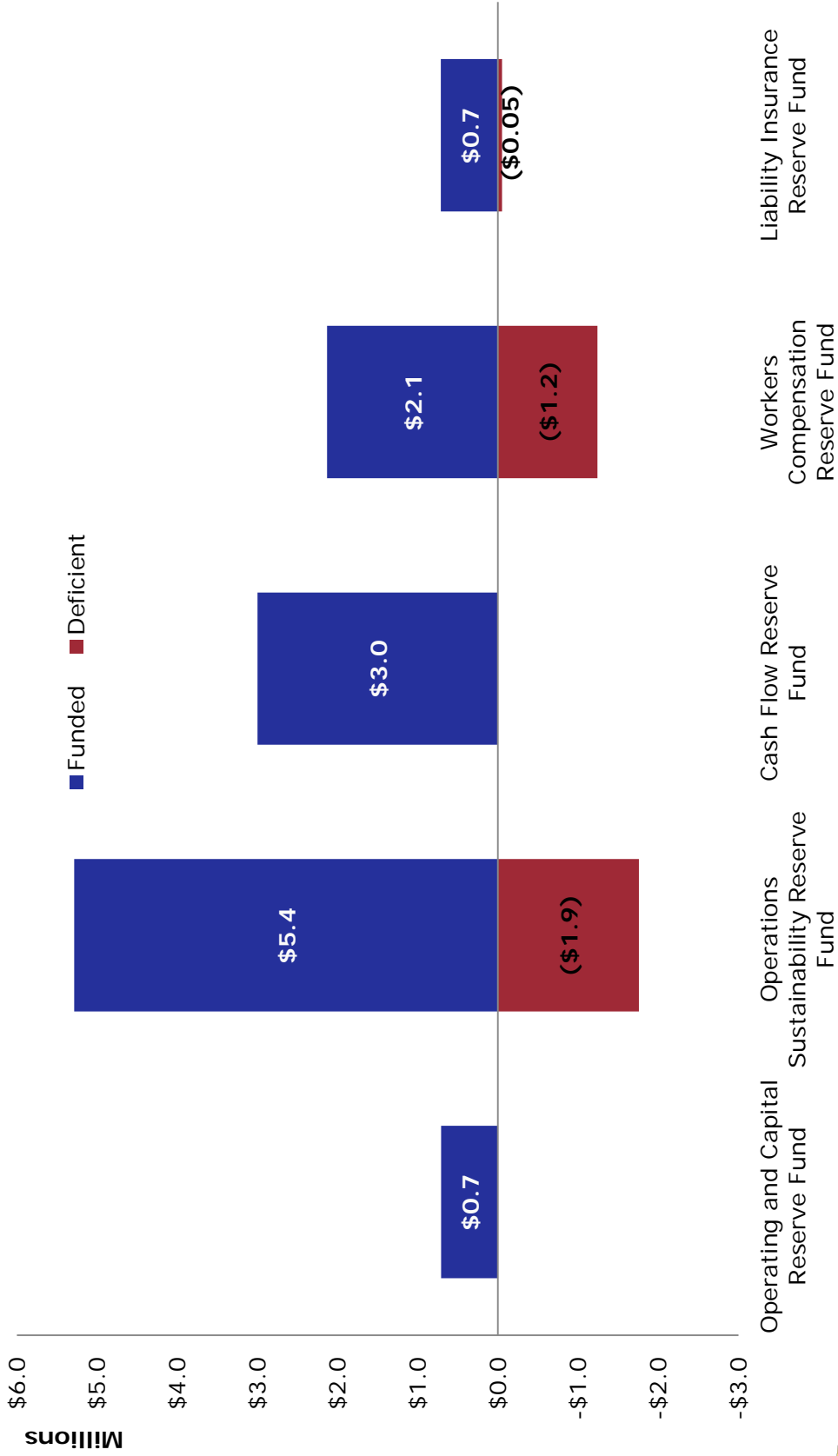
**\$1.9M Deficient**



**No Minimum Balance**

\* Committed against FTA 5339 Bus Grant Application

# FY17 Preliminary Reserve Account Balances as of 05/08/2017 (in \$ millions)



# FY18 & FY19 Non-Controllable Operating Budget Risks

18A.15



# FY18 & FY19

## Non-Controllable Operating Budget Risks

---

- Revenues
  - Passenger Fares and Paratransit Fares
    - Fluctuations in ridership
  - STA & STA SB1
    - Use of majority of funding in Operating Budget, instead of Capital Budget
  - Alternative Fuel Tax Credit
    - Must be renewed every year; historically been significantly delayed; based on CNG use
    - May decrease with Service Reductions and fewer CNG buses
    - Authorization ended 12/31/2016; may be paid retroactively in FY18 for calendar 2017
  - Federal FTA 5307, STIC, 5311
    - Subject to appropriation
  - Sales Tax
    - Consumer spending may stall



# FY18 & FY19 Non-Controllable Operating Budget Risks

- Expenses
  - CNG and Diesel Engine Failures
  - Fuel Costs Volatility
  - Workers Comp Insurance
  - Medical Insurance
    - Final costs come out in January
  - Contract renewals and rebids
    - Costs could come in higher than budgeted
  - Settlement Costs
    - Costs could come in higher than previous years
  - Aging Fleet
    - Increased Maintenance Costs
  - Changes in Unfunded Mandates

# Ongoing Activities

18A.18



# Ongoing Activities FY18 & FY19

---

|   |  |
|---|--|
| Santa Cruz County Fair  | Senior Luncheon                              |
| Santa Cruz Follies  | Metro Advisory Committee (MAC)<br>METRO Tour |
| Santa Cruz Seaside Company<br>(Late Night Transit Service to<br>Watsonville for the Summer) | Leadership Santa Cruz                        |

18A.19



# Memberships FY18 & FY19

- Administration:

- American Public Transportation Association (APTA): \$35,100
- California Transit Association (CTA): \$15,000
- Monterey Bay Economic Partnership (MBEP): \$5,000
- Community Transport Association of America: \$3,500
- Center for Transportation and the Environment (CTE): \$3,000
- Chamber of Commerce: \$3,000
- Zero Emission Bus Resource Alliance (ZEBRA): \$3,000 (New Membership in FY18)
- The Bus Coalition: \$1,000
- California Association of Coordinated Transportation (CalACT): \$925
- Letter Press: \$500
- Santa Cruz Sentinel: \$315
- Costco: \$110

- Finance:

- California Society of Municipal Finance Officers (CSMFO): \$450
- Government Finance Officers Association (GFOA): \$430
- Kiplinger Letters: \$100

# Memberships FY18 & FY19

---

- Human Resources:
  - California Public Employers Labor Relations Associations (CaPERLA): \$1,000
  - Society for Human Resource Management (SHRM): \$600
  - Northern California Human Resources Association (NCHRA): \$500
  - John Dash: \$250
- Purchasing:
  - California Association of Public Procurement Officials (CAPPO): \$260
  - The Institute for Public Procurement (NIGP): \$190
- Fleet Maintenance:
  - Cummins INSITE Fleet books Software: \$3,000
  - John Deere Software: \$2,500
  - Southern California Regional Transit Training Consortium (SCR TTC): \$1,000
  - Mitchell Online Vehicle Manuals: \$500

# Questions

18A.22



# Attachment B

## SANTA CRUZ METROPOLITAN TRANSIT DISTRICT - 5 - YEAR BUDGET PLAN

| REVENUE:  | BUDGET<br>FY18    | BUDGET<br>FY19    | % VAR       | FORECASTED<br>BUDGET<br>FY20 | % VAR       | FORECASTED<br>BUDGET<br>FY21 | % VAR       | FORECASTED<br>BUDGET<br>FY22 | % VAR       |
|---|-------------------|-------------------|-------------|------------------------------|-------------|------------------------------|-------------|------------------------------|-------------|
| Passenger Fares   | 10,459,429        | 10,459,429        | 0.0%        | 10,459,429                   | 0.0%        | 10,459,429                   | 0.0%        | 10,459,429                   | 0.0%        |
| Passenger Fares   | 2,791,893         | 2,791,893         | 0.0%        | 2,791,893                    | 0.0%        | 2,791,893                    | 0.0%        | 2,791,893                    | 0.0%        |
| Special Transit Fares                                       | 5,044,644         | 5,044,644         | 0.0%        | 5,044,644                    | 0.0%        | 5,044,644                    | 0.0%        | 5,044,644                    | 0.0%        |
| Paratransit Fares   | 339,141           | 339,141           | 0.0%        | 339,141                      | 0.0%        | 339,141                      | 0.0%        | 339,141                      | 0.0%        |
| Highway 17 Fares  | 1,758,751         | 1,758,751         | 0.0%        | 1,758,751                    | 0.0%        | 1,758,751                    | 0.0%        | 1,758,751                    | 0.0%        |
| Highway 17 Payments   | 525,000           | 525,000           | 0.0%        | 525,000                      | 0.0%        | 525,000                      | 0.0%        | 525,000                      | 0.0%        |
| Other Revenue   | 501,393           | 505,736           | 0.9%        | 510,029                      | 0.8%        | 514,789                      | 0.9%        | 519,048                      | 0.8%        |
| 1979 Gross Sales Tax (1/2 cent)                             | 20,061,806        | 20,563,351        | 2.5%        | 21,077,435                   | 2.5%        | 21,604,371                   | 2.5%        | 22,144,480                   | 2.5%        |
| 2016 Net Sales Tax (Measure D)                              | 2,978,897         | 3,053,369         | 2.5%        | 3,129,704                    | 2.5%        | 3,207,946                    | 2.5%        | 3,288,145                    | 2.5%        |
| Transp Dev Act (TDA) - Op Asst                              | 6,767,933         | 6,937,131         | 2.5%        | 7,110,560                    | 2.5%        | 7,288,324                    | 2.5%        | 7,470,532                    | 2.5%        |
| *Federal Op Assistance                                      | 4,302,285         | 4,396,666         | 2.2%        | 4,493,117                    | 2.2%        | 4,717,773                    | 5.0%        | 4,820,737                    | 2.2%        |
| STA - Operating (includes SB1)                              | 2,940,253         | 3,816,073         | 29.8%       | 3,816,073                    | 0.0%        | 3,816,073                    | 0.0%        | 3,816,073                    | 0.0%        |
| STA - Operating (includes SB1) (Transfer to Capital Budget) | (1,596,109)       | (1,927,501)       | 20.8%       | (1,651,546)                  | -14.3%      | (2,064,433)                  | 25.0%       | (2,064,433)                  | 0.0%        |
| STIC - Op Assistance  | 2,210,167         | 2,220,000         | 0.4%        | 2,520,687                    | 13.5%       | 2,646,721                    | 5.0%        | 2,704,684                    | 2.2%        |
| STIC (Transfer to Capital Budget)                           | (884,067)         | (1,332,000)       | 50.7%       | (2,016,550)                  | 51.4%       | (2,646,721)                  | 31.2%       | (2,704,684)                  | 2.2%        |
| Fuel Tax Credit   | 657,354           | 677,075           | 3.0%        | 697,387                      | 3.0%        | 718,309                      | 3.0%        | 739,858                      | 3.0%        |
| Fuel Tax Credit (Transfer to Reserves)                      | (657,354)         | (677,075)         | 3.0%        | (697,387)                    | 3.0%        | (718,309)                    | 3.0%        | (739,858)                    | 3.0%        |
| Transfers (to)/ from Operating Reserves                     | -                 | -                 | 0.0%        | 1,301,946                    | 100.0%      | 2,306,594                    | 77.2%       | 2,409,897                    | 4.5%        |
| <b>TOTAL REVENUE</b>  | <b>47,741,987</b> | <b>48,692,255</b> | <b>2.0%</b> | <b>50,750,883</b>            | <b>4.2%</b> | <b>51,850,866</b>            | <b>2.2%</b> | <b>52,863,907</b>            | <b>2.0%</b> |
| <b>OPERATING EXPENSES:</b>                                  |                   |                   |             |                              |             |                              |             |                              |             |
| Labor and Fringe Benefits: Bus Operators                    | 16,818,857        | 17,396,424        | 3.4%        | 18,169,287                   | 4.4%        | 18,541,999                   | 2.1%        | 18,980,271                   | 2.4%        |
| Labor and Fringe Benefits: Paratransit                      | 4,137,880         | 4,284,021         | 3.5%        | 4,490,933                    | 4.8%        | 4,602,061                    | 2.5%        | 4,712,643                    | 2.4%        |
| Labor and Fringe Benefits: Other                            | 18,143,600        | 18,780,805        | 3.5%        | 19,411,660                   | 3.4%        | 19,901,802                   | 2.5%        | 20,365,989                   | 2.3%        |
| Services  | 3,543,479         | 3,085,840         | -12.9%      | 3,533,840                    | 14.5%       | 3,659,840                    | 3.6%        | 3,659,840                    | 0.0%        |
| Mobile and Other Materials and Supplies                     | 3,280,570         | 3,280,470         | 0.0%        | 3,280,470                    | 0.0%        | 3,280,470                    | 0.0%        | 3,280,470                    | 0.0%        |
| Utilities   | 609,000           | 609,000           | 0.0%        | 609,000                      | 0.0%        | 609,000                      | 0.0%        | 609,000                      | 0.0%        |
| Casualty & Liability and Taxes                              | 718,699           | 760,892           | 5.9%        | 760,892                      | 0.0%        | 760,892                      | 0.0%        | 760,892                      | 0.0%        |
| Purchased Transportation                                    | -                 | -                 | 0.0%        | -                            | 0.0%        | -                            | 0.0%        | -                            | 0.0%        |
| Misc. Expense and Leases & Rentals                          | 489,902           | 494,802           | 1.0%        | 494,802                      | 0.0%        | 494,802                      | 0.0%        | 494,802                      | 0.0%        |
| <b>TOTAL OPERATING EXPENSES</b>                             | <b>47,741,987</b> | <b>48,692,255</b> | <b>2.0%</b> | <b>50,750,883</b>            | <b>4.2%</b> | <b>51,850,866</b>            | <b>2.2%</b> | <b>52,863,907</b>            | <b>2.0%</b> |
| <b>(DEFICIT)/SURPLUS</b>                                    | <b>-</b>          | <b>-</b>          |             | <b>(1,301,946)</b>           |             | <b>(2,306,594)</b>           |             | <b>(2,409,897)</b>           |             |
| <b>Operations Sustainability Reserve Fund:</b>              |                   |                   |             |                              |             |                              |             |                              |             |
| <b>\$5,357,927 (Balance as of 05/08/17)</b>                 | <b>5,357,927</b>  | <b>5,357,927</b>  |             | <b>4,055,981</b>             |             | <b>1,749,387</b>             |             | <b>-</b>                     |             |

5/11/2017

- THIS PAGE INTENTIONALLY LEFT BLANK -



**SANTA CRUZ METROPOLITAN TRANSIT DISTRICT  
FY18 & FY19 OPERATING BUDGET  
REVENUE SOURCES**

**Attachment C**

| REVENUE SOURCE  | Jun-16         | May-17         | % CHANGE                     | \$ CHANGE                    | May-17         | % CHANGE                     | \$ CHANGE                    |
|---|----------------|----------------|------------------------------|------------------------------|----------------|------------------------------|------------------------------|
|   | BUDGET<br>FY17 | BUDGET<br>FY18 | BUDG<br>FY17<br>BUDG<br>FY18 | BUDG<br>FY17<br>BUDG<br>FY18 | BUDGET<br>FY19 | BUDG<br>FY18<br>BUDG<br>FY19 | BUDG<br>FY18<br>BUDG<br>FY19 |
| 1 Passenger Fares   | 3,681,471      | 2,791,893      | -24.2%                       | (889,578)                    | 2,791,893      | 0.0%                         | -                            |
| 2 Special Transit Fares   | 5,418,017      | 5,044,644      | -6.9%                        | (373,373)                    | 5,044,644      | 0.0%                         | -                            |
| 3 Paratransit Fares   | 339,141        | 339,141        | 0.0%                         | -                            | 339,141        | 0.0%                         | -                            |
| 4 Highway 17 Fares  | 1,826,000      | 1,758,751      | -3.7%                        | (67,249)                     | 1,758,751      | 0.0%                         | -                            |
| 5 Highway 17 Payments   | 525,000        | 525,000        | 0.0%                         | -                            | 525,000        | 0.0%                         | -                            |
| 6 <i>Estimated Reduction in Fares due to Service Cuts</i>           | (500,000)      | -              | -100.0%                      | 500,000                      | -              | 0.0%                         | -                            |
| 7 Commissions   | 2,000          | 1,500          | -25.0%                       | (500)                        | 1,500          | 0.0%                         | -                            |
| 8 Advertising Income  | 275,000        | 225,000        | -18.2%                       | (50,000)                     | 225,000        | 0.0%                         | -                            |
| 9 Rent Income   | 150,000        | 154,301        | 2.9%                         | 4,301                        | 158,644        | 2.8%                         | 4,343                        |
| 10 Interest Income  | 80,000         | 90,000         | 12.5%                        | 10,000                       | 90,000         | 0.0%                         | -                            |
| 11 Other Non-Transp Revenue   | 13,000         | 20,592         | 58.4%                        | 7,592                        | 20,592         | 0.0%                         | -                            |
| 12 1979 Gross Sales Tax (1/2 cent)                                  | 19,572,494     | 20,061,806     | 2.5%                         | 489,312                      | 20,563,351     | 2.5%                         | 501,545                      |
| 13 2016 Net Sales Tax (Measure D)                                   | -              | 2,978,897      | 100.0%                       | 2,978,897                    | 3,053,369      | 2.5%                         | 74,472                       |
| 14** Transp Dev Act (TDA - LTF) Funds                               | 6,701,163      | 6,767,933      | 1.0%                         | 66,770                       | 6,937,131      | 2.5%                         | 169,198                      |
| 15 FTA Sec 5307 - Op Assistance                                     | 4,246,793      | 4,131,857      | -2.7%                        | (114,936)                    | 4,222,345      | 2.2%                         | 90,488                       |
| 16 FTA Sec 5311 - Rural Op Asst                                     | 166,738        | 170,428        | 2.2%                         | 3,690                        | 174,321        | 2.3%                         | 3,893                        |
| 17 AMBAG/Misc. Grant Funding  | 73,000         | 10,000         | -86.3%                       | (63,000)                     | 10,000         | 0.0%                         | -                            |
| 18 STIC   | 2,125,425      | 2,210,167      | 4.0%                         | 84,742                       | 2,220,000      | 0.4%                         | 9,833                        |
| 19 STIC (Transfer to Capital Budget)                                | -              | (884,067)      | 100.0%                       | (884,067)                    | (1,332,000)    | 50.7%                        | (447,933)                    |
| 20 TDA - STA - Operating  | 1,995,540      | 2,064,433      | 3.5%                         | 68,893                       | 2,064,433      | 0.0%                         | -                            |
| 21 TDA - STA - Operating (Transfer to Capital Budget)               | (370,000)      | (825,773)      | 123.2%                       | (455,773)                    | (1,238,660)    | 50.0%                        | (412,887)                    |
| 22 TDA - STA - Operating (SB1)                                      | -              | 875,820        | 100.0%                       | 875,820                      | 1,751,640      | 100.0%                       | 875,820                      |
| 23 TDA - STA - Operating (SB1) (Transfer to Capital Budget)         | -              | (770,336)      | 100.0%                       | (770,336)                    | (688,841)      | -10.6%                       | 81,495                       |
| 24 Fuel Tax Credit  | 638,208        | 657,354        | 3.0%                         | 19,146                       | 677,075        | 3.0%                         | 19,721                       |
| 25 Fuel Tax Credit (Transfer to Operating and Capital Reserve Fund) | (638,208)      | (657,354)      | 3.0%                         | (19,146)                     | (677,075)      | 3.0%                         | (19,721)                     |
| 26 Transfer (to)/from Operations Sustainability Reserve             | 358,207        | -              | -100.0%                      | (358,207)                    | -              | 0.0%                         | -                            |

|                      |                   |                   |             |                  |                   |             |                |
|----------------------|-------------------|-------------------|-------------|------------------|-------------------|-------------|----------------|
| <b>TOTAL REVENUE</b> | <b>46,678,989</b> | <b>47,741,987</b> | <b>2.3%</b> | <b>1,062,998</b> | <b>48,692,255</b> | <b>2.0%</b> | <b>950,268</b> |
|----------------------|-------------------|-------------------|-------------|------------------|-------------------|-------------|----------------|

\*\* FTA funding is used solely to fund labor expense

**SANTA CRUZ METROPOLITAN TRANSIT DISTRICT**  
**FY18 & FY19 OPERATING BUDGET**  
 Consolidated Expenses

| ACCOUNT                             | Jun-16<br>BUDGET<br>FY17 | May-17<br>BUDGET<br>FY18 | % CHANGE<br>BUDG FY17<br>BUDG FY18 | \$ CHANGE<br>BUDG FY17<br>BUDG FY18 | May-17<br>BUDGET<br>FY19 | % CHANGE<br>BUDG FY18<br>BUDG FY19 | \$ CHANGE<br>BUDG FY18<br>BUDG FY19 |
|-------------------------------------|--------------------------|--------------------------|------------------------------------|-------------------------------------|--------------------------|------------------------------------|-------------------------------------|
| <b>LABOR</b>                        |                          |                          |                                    |                                     |                          |                                    |                                     |
| 501011 Bus Operator Pay             | 8,501,290                | 8,599,801                | 1.2%                               | 98,512                              | 8,793,815                | 2.3%                               | 194,014                             |
| 501013 Bus Operator OT              | 1,187,022                | 1,225,000                | 3.2%                               | 37,978                              | 1,257,930                | 2.7%                               | 32,930                              |
| 501021 Other Salaries               | 7,716,615                | 7,672,690                | -0.6%                              | (43,925)                            | 7,812,384                | 1.8%                               | 139,694                             |
| 501023 Other OT                     | 443,279                  | 425,010                  | -4.1%                              | (18,269)                            | 433,409                  | 2.0%                               | 8,399                               |
| <b>Totals</b>                       | <b>17,848,206</b>        | <b>17,922,502</b>        | <b>0.4%</b>                        | <b>74,296</b>                       | <b>18,297,538</b>        | <b>2.1%</b>                        | <b>375,037</b>                      |
| <b>FRINGE BENEFITS</b>              |                          |                          |                                    |                                     |                          |                                    |                                     |
| 502011 Medicare/Soc. Sec.           | 309,888                  | 313,583                  | 1.2%                               | 3,695                               | 320,233                  | 2.1%                               | 6,650                               |
| 502021 Retirement                   | 4,461,531                | 4,738,389                | 6.2%                               | 276,859                             | 5,099,337                | 7.6%                               | 360,948                             |
| 502031 Medical Ins                  | 10,165,186               | 10,477,518               | 3.1%                               | 312,332                             | 10,944,931               | 4.5%                               | 467,413                             |
| 502041 Dental Ins                   | 491,596                  | 502,961                  | 2.3%                               | 11,365                              | 518,050                  | 3.0%                               | 15,089                              |
| 502045 Vision Ins                   | 120,401                  | 129,784                  | 7.8%                               | 9,383                               | 133,677                  | 3.0%                               | 3,894                               |
| 502051 Life Ins/AD&D                | 49,374                   | 44,912                   | -9.0%                              | (4,462)                             | 46,189                   | 2.8%                               | 1,278                               |
| 502060 State Disability Ins (SDI)   | 200,439                  | 191,332                  | -4.5%                              | (9,107)                             | 201,482                  | 5.3%                               | 10,150                              |
| 502061 Long Term Disability Ins     | 142,485                  | 149,070                  | 4.6%                               | 6,585                               | 155,831                  | 4.5%                               | 6,761                               |
| 502071 State Unemployment Ins (SUJ) | 73,786                   | 55,300                   | -25.1%                             | (18,486)                            | 58,575                   | 5.9%                               | 3,275                               |
| 502081 Worker's Comp Ins            | 850,000                  | 875,500                  | 3.0%                               | 25,500                              | 901,766                  | 3.0%                               | 26,266                              |
| 502101 Holiday Pay                  | 602,251                  | 610,708                  | 1.4%                               | 8,457                               | 623,547                  | 2.1%                               | 12,840                              |
| 502103 Floating Holiday             | 93,689                   | 92,042                   | -1.8%                              | (1,647)                             | 93,752                   | 1.9%                               | 1,710                               |
| 502109 Sick Leave                   | 924,456                  | 936,952                  | 1.4%                               | 12,496                              | 956,669                  | 2.1%                               | 19,717                              |
| 502111 Annual Leave                 | 1,934,900                | 1,840,073                | -4.9%                              | (94,827)                            | 1,886,375                | 2.5%                               | 46,302                              |
| 502121 Other Paid Absence           | 177,085                  | 143,135                  | -19.2%                             | (33,951)                            | 146,144                  | 2.1%                               | 3,009                               |
| 502251 Phys. Exams                  | 14,110                   | 14,280                   | 1.2%                               | 170                                 | 14,280                   | 0.0%                               | -                                   |
| 502253 Driver Lic Renewal           | 4,656                    | 4,956                    | 6.4%                               | 300                                 | 4,956                    | 0.0%                               | -                                   |
| 502999 Other Fringe Benefits        | 58,542                   | 57,343                   | -2.0%                              | (1,199)                             | 57,919                   | 1.0%                               | 576                                 |
| <b>Totals</b>                       | <b>20,674,374</b>        | <b>21,177,836</b>        | <b>2.4%</b>                        | <b>503,461</b>                      | <b>22,163,713</b>        | <b>4.7%</b>                        | <b>985,877</b>                      |

# Attachment C

## SANTA CRUZ METROPOLITAN TRANSIT DISTRICT FY18 & FY19 OPERATING BUDGET

Consolidated Expenses

| ACCOUNT                                 | Jun-16           | May-17           | % CHANGE               | \$ CHANGE              | May-17           | % CHANGE               | \$ CHANGE              | May-17           | % CHANGE               | \$ CHANGE              |
|---|------------------|------------------|------------------------|------------------------|------------------|------------------------|------------------------|------------------|------------------------|------------------------|
|   | BUDGET<br>FY17   | BUDGET<br>FY18   | BUDG FY17<br>BUDG FY18 | BUDG FY17<br>BUDG FY18 | BUDGET<br>FY19   | BUDG FY18<br>BUDG FY19 | BUDG FY18<br>BUDG FY19 | BUDGET<br>FY19   | BUDG FY18<br>BUDG FY19 | BUDG FY18<br>BUDG FY19 |
| <b>SERVICES</b>                         |                  |                  |                        |                        |                  |                        |                        |                  |                        |                        |
| 503011 Acting/Audit Fees                | 95,250           | 95,250           | 0.0%                   | -                      | 95,250           | 0.0%                   | -                      | 95,250           | 0.0%                   | -                      |
| 503012 Admin/Bank Fees                  | 372,880          | 380,500          | 2.0%                   | 7,620                  | 389,640          | 2.4%                   | 9,140                  | 389,640          | 2.4%                   | 9,140                  |
| 503031 Prof/Technical Fees              | 447,560          | 972,279          | 117.2%                 | 524,719                | 485,200          | -50.1%                 | (487,079)              | 485,200          | -50.1%                 | (487,079)              |
| 503032 Legislative Services             | 101,000          | 101,000          | 0.0%                   | -                      | 101,000          | 0.0%                   | -                      | 101,000          | 0.0%                   | -                      |
| 503033 Legal Services                   | 106,396          | 350,000          | 229.0%                 | 243,604                | 350,000          | 0.0%                   | -                      | 350,000          | 0.0%                   | -                      |
| 503034 Pre-Employment Exams             | 5,800            | 5,500            | -5.2%                  | (300)                  | 5,500            | 0.0%                   | -                      | 5,500            | 0.0%                   | -                      |
| 503041 Temp Help                        | -                | -                | 0.0%                   | -                      | -                | 0.0%                   | -                      | -                | 0.0%                   | -                      |
| 503161 Custodial Services               | 6,468            | 8,300            | 28.3%                  | 1,832                  | 8,300            | 0.0%                   | -                      | 8,300            | 0.0%                   | -                      |
| 503162 Uniforms/Laundry                 | 24,280           | 24,150           | -0.5%                  | (130)                  | 24,150           | 0.0%                   | -                      | 24,150           | 0.0%                   | -                      |
| 503171 Security Services                | 505,323          | 515,600          | 2.0%                   | 10,277                 | 525,600          | 1.9%                   | 10,000                 | 525,600          | 1.9%                   | 10,000                 |
| 503221 Classified/Legal Ads             | 12,200           | 13,200           | 8.2%                   | 1,000                  | 13,200           | 0.0%                   | -                      | 13,200           | 0.0%                   | -                      |
| 503222 Legal Ads                        | -                | -                | 0.0%                   | -                      | -                | 0.0%                   | -                      | -                | 0.0%                   | -                      |
| 503225 Graphic Services                 | 5,500            | -                | -100.0%                | (5,500)                | -                | 0.0%                   | -                      | -                | 0.0%                   | -                      |
| 503351 Repair - Bldg & Impr             | 48,590           | 50,000           | 2.9%                   | 1,410                  | 50,000           | 0.0%                   | -                      | 50,000           | 0.0%                   | -                      |
| 503352 Repair - Equipment               | 651,768          | 622,800          | -4.4%                  | (28,968)               | 633,100          | 1.7%                   | 10,300                 | 633,100          | 1.7%                   | 10,300                 |
| 503353 Repair - Rev Vehicle             | 652,000          | 326,500          | -49.9%                 | (325,500)              | 326,500          | 0.0%                   | -                      | 326,500          | 0.0%                   | -                      |
| 503354 Repair - Non Rev Vehicle         | 30,000           | 30,000           | 0.0%                   | -                      | 30,000           | 0.0%                   | -                      | 30,000           | 0.0%                   | -                      |
| 503363 Haz Mat Disposal                 | 40,452           | 48,400           | 19.6%                  | 7,948                  | 48,400           | 0.0%                   | -                      | 48,400           | 0.0%                   | -                      |
| <b>Totals</b>                           | <b>3,105,467</b> | <b>3,543,479</b> | <b>14.1%</b>           | <b>438,012</b>         | <b>3,085,840</b> | <b>-12.9%</b>          | <b>(457,639)</b>       | <b>3,085,840</b> | <b>-12.9%</b>          | <b>(457,639)</b>       |
| <b>MOBILE MATERIALS &amp; SUPPLIES</b>  |                  |                  |                        |                        |                  |                        |                        |                  |                        |                        |
| 504011 Fuels & Lubricants - Non Rev Veh | 90,000           | 60,000           | -33.3%                 | (30,000)               | 60,000           | 0.0%                   | -                      | 60,000           | 0.0%                   | -                      |
| 504012 Fuels & Lubricants - Rev Veh     | 1,798,656        | 1,800,000        | 0.1%                   | 1,344                  | 1,800,000        | 0.0%                   | -                      | 1,800,000        | 0.0%                   | -                      |
| 504021 Tires & Tubes                    | 300,000          | 300,000          | 0.0%                   | -                      | 300,000          | 0.0%                   | -                      | 300,000          | 0.0%                   | -                      |
| 504161 Other Mobile Supplies            | -                | -                | 0.0%                   | -                      | -                | 0.0%                   | -                      | -                | 0.0%                   | -                      |
| 504191 Rev Vehicle Parts                | 621,886          | 733,500          | 17.9%                  | 111,614                | 733,500          | 0.0%                   | -                      | 733,500          | 0.0%                   | -                      |
| <b>Totals</b>                           | <b>2,810,542</b> | <b>2,893,500</b> | <b>3.0%</b>            | <b>82,958</b>          | <b>2,893,500</b> | <b>0.0%</b>            | <b>-</b>               | <b>2,893,500</b> | <b>0.0%</b>            | <b>-</b>               |

# Attachment C

## SANTA CRUZ METROPOLITAN TRANSIT DISTRICT FY18 & FY19 OPERATING BUDGET

Consolidated Expenses

| ACCOUNT                               | Jun-16         | May-17         | % CHANGE               | \$ CHANGE              | May-17         | % CHANGE               | \$ CHANGE              |               |
|---------------------------------------|----------------|----------------|------------------------|------------------------|----------------|------------------------|------------------------|---------------|
|                                       | BUDGET<br>FY17 | BUDGET<br>FY18 | BUDG FY17<br>BUDG FY18 | BUDG FY17<br>BUDG FY18 | BUDGET<br>FY19 | BUDG FY18<br>BUDG FY19 | BUDG FY18<br>BUDG FY19 |               |
| <b>OTHER MATERIALS &amp; SUPPLIES</b> |                |                |                        |                        |                |                        |                        |               |
| 504205 Freight Out                    | 136            | 2,500          | 1738.2%                | 2,364                  | 2,500          | 0.0%                   | -                      | -             |
| 504211 Postage & Mailing              | 13,550         | 12,300         | -9.2%                  | (1,250)                | 12,300         | 0.0%                   | -                      | -             |
| 504214 Promotional Items              | 1,400          | 200            | -85.7%                 | (1,200)                | 200            | 0.0%                   | -                      | -             |
| 504215 Printing                       | 50,805         | 48,850         | -3.8%                  | (1,955)                | 50,750         | 3.9%                   | 1,900                  | 1,900         |
| 504217 Photo Supp/Process             | 2,500          | 1,500          | -40.0%                 | (1,000)                | 1,500          | 0.0%                   | -                      | -             |
| 504311 Office Supplies                | 71,062         | 71,800         | 1.0%                   | 738                    | 69,800         | -2.8%                  | (2,000)                | (2,000)       |
| 504315 Safety Supplies                | 16,860         | 11,320         | -32.9%                 | (5,540)                | 11,320         | 0.0%                   | -                      | -             |
| 504317 Cleaning Supplies              | 53,830         | 48,600         | -9.7%                  | (5,230)                | 48,600         | 0.0%                   | -                      | -             |
| 504409 Repair/Maint Supplies          | 114,983        | 110,500        | -3.9%                  | (4,483)                | 110,500        | 0.0%                   | -                      | -             |
| 504417 Tenant Repairs                 | 9,000          | 9,000          | 0.0%                   | -                      | 9,000          | 0.0%                   | -                      | -             |
| 504421 Non-Inventory Parts            | 39,730         | 58,000         | 46.0%                  | 18,270                 | 58,000         | 0.0%                   | -                      | -             |
| 504511 Small Tools                    | 7,736          | 9,500          | 22.8%                  | 1,764                  | 9,500          | 0.0%                   | -                      | -             |
| 504515 Employee Tool Replacement      | 2,180          | 3,000          | 37.6%                  | 820                    | 3,000          | 0.0%                   | -                      | -             |
| <b>Totals</b>                         | <b>383,772</b> | <b>387,070</b> | <b>0.9%</b>            | <b>3,298</b>           | <b>386,970</b> | <b>0.0%</b>            | <b>(100)</b>           | <b>(100)</b>  |
| <b>UTILITIES</b>                      |                |                |                        |                        |                |                        |                        |               |
| 505011 Gas & Electric                 | 297,000        | 304,000        | 2.4%                   | 7,000                  | 304,000        | 0.0%                   | -                      | -             |
| 505021 Water & Garbage                | 147,240        | 147,400        | 0.1%                   | 160                    | 147,400        | 0.0%                   | -                      | -             |
| 505031 Telecommunications             | 160,434        | 157,600        | -1.8%                  | (2,834)                | 157,600        | 0.0%                   | -                      | -             |
| <b>Totals</b>                         | <b>604,674</b> | <b>609,000</b> | <b>0.7%</b>            | <b>4,326</b>           | <b>609,000</b> | <b>0.0%</b>            | <b>-</b>               | <b>-</b>      |
| <b>CASUALTY &amp; LIABILITY</b>       |                |                |                        |                        |                |                        |                        |               |
| 506011 Insurance - Property           | 61,904         | 61,737         | -0.3%                  | (167)                  | 62,971         | 2.0%                   | 1,234                  | 1,234         |
| 506015 Insurance - PL/PD              | 314,929        | 406,710        | 29.1%                  | 91,781                 | 447,381        | 10.0%                  | 40,671                 | 40,671        |
| 506021 Insurance - Other              | -              | 50,000         | 100.0%                 | 50,000                 | 50,000         | 0.0%                   | -                      | -             |
| 506123 Settlement Costs               | 150,000        | 150,000        | 0.0%                   | -                      | 150,000        | 0.0%                   | -                      | -             |
| 506127 Repairs - District Prop        | -              | -              | 0.0%                   | -                      | -              | 0.0%                   | -                      | -             |
| <b>Totals</b>                         | <b>526,833</b> | <b>668,447</b> | <b>26.9%</b>           | <b>141,614</b>         | <b>710,352</b> | <b>6.3%</b>            | <b>41,905</b>          | <b>41,905</b> |

**SANTA CRUZ METROPOLITAN TRANSIT DISTRICT  
FY18 & FY19 OPERATING BUDGET**

Consolidated Expenses

| ACCOUNT                             | Jun-16<br>BUDGET<br>FY17 | May-17<br>BUDGET<br>FY18 | May-17<br>BUDGET<br>FY19 | % CHANGE<br>BUDG FY17<br>BUDG FY18 | % CHANGE<br>BUDG FY18<br>BUDG FY19 | \$ CHANGE<br>BUDG FY17<br>BUDG FY18 | \$ CHANGE<br>BUDG FY18<br>BUDG FY19 | % CHANGE<br>BUDG FY18<br>BUDG FY19 | \$ CHANGE<br>BUDG FY18<br>BUDG FY19 |
|-------------------------------------|--------------------------|--------------------------|--------------------------|------------------------------------|------------------------------------|-------------------------------------|-------------------------------------|------------------------------------|-------------------------------------|
| <b>TAXES</b>                        |                          |                          |                          |                                    |                                    |                                     |                                     |                                    |                                     |
| 507051 Fuel Tax                     | 14,280                   | 15,000                   | 15,000                   | 5.0%                               | 0.0%                               | 720                                 | -                                   | 0.0%                               | -                                   |
| 507201 Licenses & Permits           | 19,296                   | 20,852                   | 21,140                   | 8.1%                               | 1.4%                               | 1,556                               | 288                                 | 1.4%                               | 288                                 |
| 507999 Other Taxes                  | 14,400                   | 14,400                   | 14,400                   | 0.0%                               | 0.0%                               | -                                   | -                                   | 0.0%                               | -                                   |
| <b>Totals</b>                       | <b>47,976</b>            | <b>50,252</b>            | <b>50,540</b>            | <b>4.7%</b>                        | <b>0.6%</b>                        | <b>2,276</b>                        | <b>288</b>                          | <b>0.6%</b>                        | <b>288</b>                          |
| <b>PURCHASED TRANS.</b>             |                          |                          |                          |                                    |                                    |                                     |                                     |                                    |                                     |
| 503406 Contract/Paratransit         | 150,000                  | -                        | -                        | -100.0%                            | 0.0%                               | (150,000)                           | -                                   | 0.0%                               | -                                   |
| <b>Totals</b>                       | <b>150,000</b>           | <b>-</b>                 | <b>-</b>                 | <b>-100.0%</b>                     | <b>0.0%</b>                        | <b>(150,000)</b>                    | <b>-</b>                            | <b>0.0%</b>                        | <b>-</b>                            |
| <b>MISC EXPENSE</b>                 |                          |                          |                          |                                    |                                    |                                     |                                     |                                    |                                     |
| 509011 Dues/Subscriptions           | 93,985                   | 79,730                   | 79,730                   | -15.2%                             | 0.0%                               | (14,255)                            | -                                   | 0.0%                               | -                                   |
| 509081 Advertising - District Promo | 30,500                   | -                        | -                        | -100.0%                            | 0.0%                               | (30,500)                            | -                                   | 0.0%                               | -                                   |
| 509101 Employee Incentive Program   | 15,200                   | 19,100                   | 19,100                   | 25.7%                              | 0.0%                               | 3,900                               | -                                   | 0.0%                               | -                                   |
| 509121 Employee Training            | 71,660                   | 65,073                   | 65,273                   | -9.2%                              | 0.3%                               | (6,587)                             | 200                                 | 0.3%                               | 200                                 |
| 509122 BOD Travel                   | 3,000                    | 8,000                    | 8,000                    | 166.7%                             | 0.0%                               | 5,000                               | -                                   | 0.0%                               | -                                   |
| 509123 Travel                       | 74,935                   | 69,705                   | 67,705                   | -7.0%                              | -2.9%                              | (5,230)                             | (2,000)                             | -2.9%                              | (2,000)                             |
| 509125 Local Meeting Expense        | 6,520                    | 10,300                   | 10,300                   | 58.0%                              | 0.0%                               | 3,780                               | -                                   | 0.0%                               | -                                   |
| 509127 Board Director Fees          | 12,600                   | 12,600                   | 12,600                   | 0.0%                               | 0.0%                               | -                                   | -                                   | 0.0%                               | -                                   |
| 509150 Contributions                | -                        | -                        | -                        | 0.0%                               | 0.0%                               | -                                   | -                                   | 0.0%                               | -                                   |
| 509198 Cash Over/Short              | -                        | -                        | -                        | 0.0%                               | 0.0%                               | -                                   | -                                   | 0.0%                               | -                                   |
| 509999 Other Misc Expense           | -                        | -                        | -                        | 0.0%                               | 0.0%                               | -                                   | -                                   | 0.0%                               | -                                   |
| <b>Totals</b>                       | <b>308,400</b>           | <b>264,508</b>           | <b>262,708</b>           | <b>-14.2%</b>                      | <b>-0.7%</b>                       | <b>(43,892)</b>                     | <b>(1,800)</b>                      | <b>-0.7%</b>                       | <b>(1,800)</b>                      |
| <b>LEASES &amp; RENTALS</b>         |                          |                          |                          |                                    |                                    |                                     |                                     |                                    |                                     |
| 512011 Facility Lease               | 201,350                  | 208,100                  | 214,800                  | 3.4%                               | 3.2%                               | 6,750                               | 6,700                               | 3.2%                               | 6,700                               |
| 512061 Equipment Rental             | 17,394                   | 17,294                   | 17,294                   | -0.6%                              | 0.0%                               | (100)                               | -                                   | 0.0%                               | -                                   |
| <b>Totals</b>                       | <b>218,744</b>           | <b>225,394</b>           | <b>232,094</b>           | <b>3.0%</b>                        | <b>3.0%</b>                        | <b>6,650</b>                        | <b>6,700</b>                        | <b>3.0%</b>                        | <b>6,700</b>                        |
| <b>PERSONNEL TOTAL</b>              | <b>38,522,581</b>        | <b>39,100,337</b>        | <b>40,461,251</b>        | <b>1.5%</b>                        | <b>3.5%</b>                        | <b>577,756</b>                      | <b>1,360,914</b>                    | <b>3.5%</b>                        | <b>1,360,914</b>                    |
| <b>NON-PERSONNEL TOTAL</b>          | <b>8,156,408</b>         | <b>8,641,650</b>         | <b>8,231,004</b>         | <b>5.9%</b>                        | <b>-4.8%</b>                       | <b>485,242</b>                      | <b>(410,646)</b>                    | <b>-4.8%</b>                       | <b>(410,646)</b>                    |
| <b>TOTAL OPERATING EXPENSES</b>     | <b>46,678,989</b>        | <b>47,741,987</b>        | <b>48,692,255</b>        | <b>2.3%</b>                        | <b>2.0%</b>                        | <b>1,062,998</b>                    | <b>950,268</b>                      | <b>2.0%</b>                        | <b>950,268</b>                      |

# Attachment C

## SANTA CRUZ METROPOLITAN TRANSIT DISTRICT FY18 & FY19 OPERATING BUDGET

### Departmental Expenses

| DEPARTMENT   | Jun-16            | May-17            | % CHANGE               | \$ CHANGE              | May-17            | % CHANGE               | \$ CHANGE              |
|--|-------------------|-------------------|------------------------|------------------------|-------------------|------------------------|------------------------|
|  | BUDGET<br>FY17    | BUDGET<br>FY18    | BUDG FY17<br>BUDG FY18 | BUDG FY17<br>BUDG FY18 | BUDGET<br>FY19    | BUDG FY18<br>BUDG FY19 | BUDG FY18<br>BUDG FY19 |
| 1100 Administration  | 1,237,481         | 1,407,480         | 13.7%                  | 169,999                | 1,353,419         | -3.8%                  | (54,061)               |
| 1200 Finance   | 1,790,079         | 2,161,983         | 20.8%                  | 371,904                | 2,186,006         | 1.1%                   | 24,023                 |
| 1300 Customer Service  | 900,222           | 1,182,225         | 31.3%                  | 282,002                | 1,218,813         | 3.1%                   | 36,588                 |
| 1400 Human Resources   | 688,988           | 751,677           | 9.1%                   | 62,689                 | 784,129           | 4.3%                   | 32,452                 |
| 1500 Information Technology<br>Planning, Grants,<br>Governmental Affairs | 1,106,484         | 1,146,885         | 3.7%                   | 40,401                 | 1,167,271         | 1.8%                   | 20,386                 |
| 1600 Governmental Affairs  | 831,061           | 1,168,291         | 40.6%                  | 337,229                | 885,899           | -24.2%                 | (282,391)              |
| 1700 District Counsel  | 619,225           | 568,280           | -8.2%                  | (50,945)               | 575,742           | 1.3%                   | 7,463                  |
| 1800 Risk Management   | 973,366           | 405,842           | -58.3%                 | (567,524)              | 420,981           | 3.7%                   | 15,139                 |
| 1900 Purchasing  | 894,698           | 925,219           | 3.4%                   | 30,521                 | 959,776           | 3.7%                   | 34,557                 |
| 2200 Facilities Maintenance  | 2,801,428         | 2,786,946         | -0.5%                  | (14,482)               | 2,842,615         | 2.0%                   | 55,669                 |
| 3100 Paratransit Program   | 5,088,359         | 4,461,978         | -12.3%                 | (626,381)              | 4,622,660         | 3.6%                   | 160,682                |
| 3200 Operations  | 2,076,115         | 2,649,916         | 27.6%                  | 573,801                | 2,740,869         | 3.4%                   | 90,953                 |
| 3300 Bus Operators   | 16,387,910        | 16,824,957        | 2.7%                   | 437,047                | 17,402,524        | 3.4%                   | 577,568                |
| 4100 Fleet Maintenance   | 8,052,047         | 7,981,550         | -0.9%                  | (70,497)               | 8,070,390         | 1.1%                   | 88,840                 |
| 9001 Cobra Benefits  | -                 | -                 | 0.0%                   | -                      | -                 | 0.0%                   | -                      |
| 9005 Retired Employee Benefits   | 3,231,276         | 3,318,508         | 2.7%                   | 87,232                 | 3,460,908         | 4.3%                   | 142,400                |
| 700 SCCIC  | 250               | 250               | 0.0%                   | -                      | 250               | 0.0%                   | -                      |
| <b>TOTAL OPERATING EXPENSES</b>  | <b>46,678,989</b> | <b>47,741,987</b> | <b>2.3%</b>            | <b>1,062,998</b>       | <b>48,692,255</b> | <b>2.0%</b>            | <b>950,268</b>         |

**SANTA CRUZ METROPOLITAN TRANSIT DISTRICT**  
**FY18 & FY19 OPERATING BUDGET**  
 Administration - 1100

| ACCOUNT                             | Jun-16         | May-17         | % CHANGE     | \$ CHANGE      | May-17         | % CHANGE     | \$ CHANGE     |
|-------------------------------------|----------------|----------------|--------------|----------------|----------------|--------------|---------------|
|                                     | BUDGET<br>FY17 | BUDGET<br>FY18 | BUDG<br>FY17 | BUDG<br>FY18   | BUDGET<br>FY19 | BUDG<br>FY18 | BUDG<br>FY19  |
| <b>LABOR</b>                        |                |                |              |                |                |              |               |
| 501011 Bus Operator Pay             | -              | -              | 0.0%         | -              | -              | 0.0%         | -             |
| 501013 Bus Operator OT              | -              | -              | 0.0%         | -              | -              | 0.0%         | -             |
| 501021 Other Salaries               | 388,034        | 402,408        | 3.7%         | 14,374         | 412,889        | 2.6%         | 10,481        |
| 501023 Other OT                     | 9,805          | 6,500          | -33.7%       | (3,305)        | 6,669          | 2.6%         | 169           |
| <b>Totals</b>                       | <b>397,839</b> | <b>408,908</b> | <b>2.8%</b>  | <b>11,069</b>  | <b>419,558</b> | <b>2.6%</b>  | <b>10,650</b> |
| <b>FRINGE BENEFITS</b>              |                |                |              |                |                |              |               |
| 502011 Medicare/Soc. Sec.           | 7,165          | 7,379          | 3.0%         | 214            | 7,570          | 2.6%         | 192           |
| 502021 Retirement                   | 109,458        | 103,573        | -5.4%        | (5,885)        | 109,893        | 6.1%         | 6,320         |
| 502031 Medical Ins                  | 94,839         | 96,493         | 1.7%         | 1,654          | 101,750        | 5.4%         | 5,257         |
| 502041 Dental Ins                   | 5,245          | 5,222          | -0.4%        | (23)           | 5,378          | 3.0%         | 157           |
| 502045 Vision Ins                   | 1,281          | 1,319          | 3.0%         | 38             | 1,359          | 3.0%         | 40            |
| 502051 Life Ins/AD&D                | 5,339          | 5,017          | -6.0%        | (322)          | 5,098          | 1.6%         | 81            |
| 502060 State Disability Ins (SDI)   | 3,415          | 3,223          | -5.6%        | (192)          | 3,407          | 5.7%         | 183           |
| 502061 Long Term Disability Ins     | 3,000          | 3,099          | 3.3%         | 99             | 3,215          | 3.7%         | 115           |
| 502071 State Unemployment Ins (SUI) | 945            | 700            | -26.0%       | (245)          | 743            | 6.1%         | 43            |
| 502081 Worker's Comp Ins            | 12,537         | 11,260         | -10.2%       | (1,277)        | 11,598         | 3.0%         | 338           |
| 502101 Holiday Pay                  | 14,902         | 15,458         | 3.7%         | 556            | 15,859         | 2.6%         | 401           |
| 502103 Floating Holiday             | 18,074         | 19,019         | 5.2%         | 945            | 19,459         | 2.3%         | 440           |
| 502109 Sick Leave                   | 22,354         | 23,187         | 3.7%         | 833            | 23,789         | 2.6%         | 602           |
| 502111 Annual Leave                 | 37,471         | 38,687         | 3.2%         | 1,216          | 39,710         | 2.6%         | 1,024         |
| 502121 Other Paid Absence           | 3,493          | 3,623          | 3.7%         | 130            | 3,717          | 2.6%         | 94            |
| 502251 Phys. Exams                  | -              | -              | 0.0%         | -              | -              | 0.0%         | -             |
| 502253 Driver Lic Renewal           | -              | -              | 0.0%         | -              | -              | 0.0%         | -             |
| 502999 Other Fringe Benefits        | 10,761         | 10,761         | 0.0%         | (0)            | 10,765         | 0.0%         | 3             |
| <b>Totals</b>                       | <b>350,279</b> | <b>348,022</b> | <b>-0.6%</b> | <b>(2,257)</b> | <b>363,311</b> | <b>4.4%</b>  | <b>15,289</b> |

**SANTA CRUZ METROPOLITAN TRANSIT DISTRICT**  
**FY18 & FY19 OPERATING BUDGET**  
 Administration - 1100

| ACCOUNT                                 | Jun-16         | May-17         | % CHANGE     | \$ CHANGE      | May-17         | % CHANGE       | \$ CHANGE     | Jun-16          | % CHANGE     | \$ CHANGE    |
|---|----------------|----------------|--------------|----------------|----------------|----------------|---------------|-----------------|--------------|--------------|
|   | BUDGET<br>FY17 | BUDGET<br>FY18 | BUDG<br>FY17 | BUDG<br>FY18   | BUDGET<br>FY18 | BUDG<br>FY19   | BUDG<br>FY18  | BUDG<br>FY19    | BUDG<br>FY18 | BUDG<br>FY19 |
| <b>SERVICES</b>                         |                |                |              |                |                |                |               |                 |              |              |
| 503011 Accting/Audit Fees               | -              | -              | 0.0%         | -              | -              | -              | 0.0%          | -               | 0.0%         | -            |
| 503012 Admin/Bank Fees                  | -              | -              | 0.0%         | -              | -              | -              | 0.0%          | -               | 0.0%         | -            |
| 503031 Prof/Technical Fees              | 226,580        | 379,900        | 67.7%        | 153,320        | 299,900        | 299,900        | -21.1%        | (80,000)        | -            | -            |
| 503032 Legislative Services             | 101,000        | 101,000        | 0.0%         | -              | 101,000        | 101,000        | 0.0%          | -               | 0.0%         | -            |
| 503033 Legal Services                   | -              | -              | 0.0%         | -              | -              | -              | 0.0%          | -               | 0.0%         | -            |
| 503034 Pre-Employment Exams             | -              | -              | 0.0%         | -              | -              | -              | 0.0%          | -               | 0.0%         | -            |
| 503041 Temp Help                        | -              | -              | 0.0%         | -              | -              | -              | 0.0%          | -               | 0.0%         | -            |
| 503161 Custodial Services               | -              | -              | 0.0%         | -              | -              | -              | 0.0%          | -               | 0.0%         | -            |
| 503162 Uniforms/Laundry                 | -              | -              | 0.0%         | -              | -              | -              | 0.0%          | -               | 0.0%         | -            |
| 503171 Security Services                | -              | -              | 0.0%         | -              | -              | -              | 0.0%          | -               | 0.0%         | -            |
| 503221 Classified/Legal Ads             | 5,000          | 5,000          | 0.0%         | -              | 5,000          | 5,000          | 0.0%          | -               | 0.0%         | -            |
| 503222 Legal Ads                        | -              | -              | 0.0%         | -              | -              | -              | 0.0%          | -               | 0.0%         | -            |
| 503225 Graphic Services                 | -              | -              | 0.0%         | -              | -              | -              | 0.0%          | -               | 0.0%         | -            |
| 503351 Repair - Bldg & Impr             | -              | -              | 0.0%         | -              | -              | -              | 0.0%          | -               | 0.0%         | -            |
| 503352 Repair - Equipment               | 3,357          | 3,500          | 4.3%         | 143            | 3,500          | 3,500          | 0.0%          | -               | 0.0%         | -            |
| 503353 Repair - Rev Vehicle             | -              | -              | 0.0%         | -              | -              | -              | 0.0%          | -               | 0.0%         | -            |
| 503354 Repair - Non Rev Vehicle         | -              | -              | 0.0%         | -              | -              | -              | 0.0%          | -               | 0.0%         | -            |
| 503363 Haz Mat Disposal                 | -              | -              | 0.0%         | -              | -              | -              | 0.0%          | -               | 0.0%         | -            |
| <b>Totals</b>                           | <b>335,937</b> | <b>489,400</b> | <b>45.7%</b> | <b>153,463</b> | <b>409,400</b> | <b>409,400</b> | <b>-16.3%</b> | <b>(80,000)</b> |              |              |
| <b>MOBILE MATERIALS &amp; SUPPLIES</b>  |                |                |              |                |                |                |               |                 |              |              |
| 504011 Fuels & Lubricants - Non Rev Veh | -              | -              | 0.0%         | -              | -              | -              | 0.0%          | -               | 0.0%         | -            |
| 504012 Fuels & Lubricants - Rev Veh     | -              | -              | 0.0%         | -              | -              | -              | 0.0%          | -               | 0.0%         | -            |
| 504021 Tires & Tubes                    | -              | -              | 0.0%         | -              | -              | -              | 0.0%          | -               | 0.0%         | -            |
| 504161 Other Mobile Supplies            | -              | -              | 0.0%         | -              | -              | -              | 0.0%          | -               | 0.0%         | -            |
| 504191 Rev Vehicle Parts                | -              | -              | 0.0%         | -              | -              | -              | 0.0%          | -               | 0.0%         | -            |
| <b>Totals</b>                           | <b>-</b>       | <b>-</b>       | <b>0.0%</b>  | <b>-</b>       | <b>-</b>       | <b>-</b>       | <b>0.0%</b>   | <b>-</b>        | <b>0.0%</b>  | <b>-</b>     |



**SANTA CRUZ METROPOLITAN TRANSIT DISTRICT**  
**FY18 & FY19 OPERATING BUDGET**  
 Administration - 1100

| ACCOUNT                               | Jun-16         | May-17         | % CHANGE               | \$ CHANGE              | May-17         | % CHANGE               | \$ CHANGE              | Jun-16         | % CHANGE               |
|---------------------------------------|----------------|----------------|------------------------|------------------------|----------------|------------------------|------------------------|----------------|------------------------|
|                                       | BUDGET<br>FY17 | BUDGET<br>FY18 | BUDG FY17<br>BUDG FY18 | BUDG FY17<br>BUDG FY18 | BUDGET<br>FY19 | BUDG FY17<br>BUDG FY19 | BUDG FY17<br>BUDG FY19 | BUDGET<br>FY18 | BUDG FY17<br>BUDG FY19 |
| <b>OTHER MATERIALS &amp; SUPPLIES</b> |                |                |                        |                        |                |                        |                        |                |                        |
| 504205 Freight Out                    | -              | -              | 0.0%                   | -                      | -              | 0.0%                   | -                      | -              | 0.0%                   |
| 504211 Postage & Mailing              | 4,200          | 4,500          | 7.1%                   | 300                    | 4,500          | 0.0%                   | -                      | -              | 0.0%                   |
| 504214 Promotional Items              | -              | -              | 0.0%                   | -                      | -              | 0.0%                   | -                      | -              | 0.0%                   |
| 504215 Printing                       | 1,050          | 1,100          | 4.8%                   | 50                     | 1,100          | 0.0%                   | -                      | -              | 0.0%                   |
| 504217 Photo Supp/Process             | -              | -              | 0.0%                   | -                      | -              | 0.0%                   | -                      | -              | 0.0%                   |
| 504311 Office Supplies                | 15,500         | 18,000         | 16.1%                  | 2,500                  | 18,000         | 0.0%                   | -                      | -              | 0.0%                   |
| 504315 Safety Supplies                | -              | -              | 0.0%                   | -                      | -              | 0.0%                   | -                      | -              | 0.0%                   |
| 504317 Cleaning Supplies              | -              | -              | 0.0%                   | -                      | -              | 0.0%                   | -                      | -              | 0.0%                   |
| 504409 Repair/Maint Supplies          | -              | -              | 0.0%                   | -                      | -              | 0.0%                   | -                      | -              | 0.0%                   |
| 504417 Tenant Repairs                 | -              | -              | 0.0%                   | -                      | -              | 0.0%                   | -                      | -              | 0.0%                   |
| 504421 Non-Inventory Parts            | -              | -              | 0.0%                   | -                      | -              | 0.0%                   | -                      | -              | 0.0%                   |
| 504511 Small Tools                    | -              | -              | 0.0%                   | -                      | -              | 0.0%                   | -                      | -              | 0.0%                   |
| 504515 Employee Tool Replacement      | -              | -              | 0.0%                   | -                      | -              | 0.0%                   | -                      | -              | 0.0%                   |
| <b>Totals</b>                         | <b>20,750</b>  | <b>23,600</b>  | <b>13.7%</b>           | <b>2,850</b>           | <b>23,600</b>  | <b>0.0%</b>            | <b>2,850</b>           | <b>23,600</b>  | <b>0.0%</b>            |
| <b>UTILITIES</b>                      |                |                |                        |                        |                |                        |                        |                |                        |
| 505011 Gas & Electric                 | -              | -              | 0.0%                   | -                      | -              | 0.0%                   | -                      | -              | 0.0%                   |
| 505021 Water & Garbage                | -              | -              | 0.0%                   | -                      | -              | 0.0%                   | -                      | -              | 0.0%                   |
| 505031 Telecommunications             | -              | -              | 0.0%                   | -                      | -              | 0.0%                   | -                      | -              | 0.0%                   |
| <b>Totals</b>                         | <b>-</b>       | <b>-</b>       | <b>0.0%</b>            | <b>-</b>               | <b>-</b>       | <b>0.0%</b>            | <b>-</b>               | <b>-</b>       | <b>0.0%</b>            |
| <b>CASUALTY &amp; LIABILITY</b>       |                |                |                        |                        |                |                        |                        |                |                        |
| 506011 Insurance - Property           | -              | -              | 0.0%                   | -                      | -              | 0.0%                   | -                      | -              | 0.0%                   |
| 506015 Insurance - PL/PD              | -              | -              | 0.0%                   | -                      | -              | 0.0%                   | -                      | -              | 0.0%                   |
| 506021 Insurance - Other              | -              | -              | 0.0%                   | -                      | -              | 0.0%                   | -                      | -              | 0.0%                   |
| 506123 Settlement Costs               | -              | -              | 0.0%                   | -                      | -              | 0.0%                   | -                      | -              | 0.0%                   |
| 506127 Repairs - District Prop        | -              | -              | 0.0%                   | -                      | -              | 0.0%                   | -                      | -              | 0.0%                   |
| <b>Totals</b>                         | <b>-</b>       | <b>-</b>       | <b>0.0%</b>            | <b>-</b>               | <b>-</b>       | <b>0.0%</b>            | <b>-</b>               | <b>-</b>       | <b>0.0%</b>            |

**SANTA CRUZ METROPOLITAN TRANSIT DISTRICT**  
**FY18 & FY19 OPERATING BUDGET**  
 Administration - 1100

| ACCOUNT                             | Jun-16<br>BUDGET<br>FY17 | May-17<br>BUDGET<br>FY18 | % CHANGE<br>BUDG FY17<br>BUDG FY18 | \$ CHANGE<br>BUDG FY17<br>BUDG FY18 | May-17<br>BUDGET<br>FY19 | % CHANGE<br>BUDG FY18<br>BUDG FY19 | \$ CHANGE<br>BUDG FY18<br>BUDG FY19 |
|-------------------------------------|--------------------------|--------------------------|------------------------------------|-------------------------------------|--------------------------|------------------------------------|-------------------------------------|
| <b>TAXES</b>                        |                          |                          |                                    |                                     |                          |                                    |                                     |
| 507051 Fuel Tax                     | -                        | -                        | 0.0%                               | -                                   | -                        | 0.0%                               | -                                   |
| 507201 Licenses & Permits           | -                        | -                        | 0.0%                               | -                                   | -                        | 0.0%                               | -                                   |
| 507999 Other Taxes                  | -                        | -                        | 0.0%                               | -                                   | -                        | 0.0%                               | -                                   |
| Totals                              | -                        | -                        | 0.0%                               | -                                   | -                        | 0.0%                               | -                                   |
| <b>PURCHASED TRANS.</b>             |                          |                          |                                    |                                     |                          |                                    |                                     |
| 503406 Contract/Paratransit         | -                        | -                        | 0.0%                               | -                                   | -                        | 0.0%                               | -                                   |
| Totals                              | -                        | -                        | 0.0%                               | -                                   | -                        | 0.0%                               | -                                   |
| <b>MISC EXPENSE</b>                 |                          |                          |                                    |                                     |                          |                                    |                                     |
| 509011 Dues/Subscriptions           | 71,475                   | 67,950                   | -4.9%                              | (3,525)                             | 67,950                   | 0.0%                               | -                                   |
| 509081 Advertising - District Promo | 500                      | -                        | -100.0%                            | (500)                               | -                        | 0.0%                               | -                                   |
| 509101 Employee Incentive Program   | 15,000                   | 15,000                   | 0.0%                               | -                                   | 15,000                   | 0.0%                               | -                                   |
| 509121 Employee Training            | 1,600                    | 2,000                    | 25.0%                              | 400                                 | 2,000                    | 0.0%                               | -                                   |
| 509122 BOD Travel                   | 3,000                    | 8,000                    | 166.7%                             | 5,000                               | 8,000                    | 0.0%                               | -                                   |
| 509123 Travel                       | 20,000                   | 20,000                   | 0.0%                               | -                                   | 20,000                   | 0.0%                               | -                                   |
| 509125 Local Meeting Expense        | 6,500                    | 10,000                   | 53.8%                              | 3,500                               | 10,000                   | 0.0%                               | -                                   |
| 509127 Board Director Fees          | 12,600                   | 12,600                   | 0.0%                               | -                                   | 12,600                   | 0.0%                               | -                                   |
| 509150 Contributions                | -                        | -                        | 0.0%                               | -                                   | -                        | 0.0%                               | -                                   |
| 509198 Cash Over/Short              | -                        | -                        | 0.0%                               | -                                   | -                        | 0.0%                               | -                                   |
| 509999 Other Misc Expense           | -                        | -                        | 0.0%                               | -                                   | -                        | 0.0%                               | -                                   |
| Totals                              | 130,675                  | 135,550                  | 3.7%                               | 4,875                               | 135,550                  | 0.0%                               | -                                   |
| <b>LEASES &amp; RENTALS</b>         |                          |                          |                                    |                                     |                          |                                    |                                     |
| 512011 Facility Lease               | -                        | -                        | 0.0%                               | -                                   | -                        | 0.0%                               | -                                   |
| 512061 Equipment Rental             | 2,000                    | 2,000                    | 0.0%                               | -                                   | 2,000                    | 0.0%                               | -                                   |
| Totals                              | 2,000                    | 2,000                    | 0.0%                               | -                                   | 2,000                    | 0.0%                               | -                                   |
| <b>PERSONNEL TOTAL</b>              |                          |                          |                                    |                                     |                          |                                    |                                     |
|                                     | 748,119                  | 756,930                  | 1.2%                               | 8,811                               | 782,869                  | 3.4%                               | 25,939                              |
| <b>NON-PERSONNEL TOTAL</b>          |                          |                          |                                    |                                     |                          |                                    |                                     |
|                                     | 489,362                  | 650,550                  | 32.9%                              | 161,188                             | 570,550                  | -12.3%                             | (80,000)                            |
| <b>DEPARTMENT TOTALS</b>            |                          |                          |                                    |                                     |                          |                                    |                                     |
|                                     | 1,237,481                | 1,407,480                | 13.7%                              | 169,999                             | 1,353,419                | -3.8%                              | (54,061)                            |

**SANTA CRUZ METROPOLITAN TRANSIT DISTRICT  
FY18 & FY19 OPERATING BUDGET**

Finance - 1200

| ACCOUNT                             | Jun-16         | May-17         | % CHANGE     | \$ CHANGE      | May-17         | % CHANGE    | \$ CHANGE     | BUDG FY18      | BUDG FY19      | % CHANGE    | \$ CHANGE     |
|-------------------------------------|----------------|----------------|--------------|----------------|----------------|-------------|---------------|----------------|----------------|-------------|---------------|
|                                     | BUDGET<br>FY17 | BUDGET<br>FY18 | BUDG FY17    | BUDG FY18      | BUDGET<br>FY18 | BUDG FY19   | BUDG FY18     |                |                |             |               |
| <b>LABOR</b>                        |                |                |              |                |                |             |               |                |                |             |               |
| 501011 Bus Operator Pay             | -              | -              | 0.0%         | -              | -              | 0.0%        | -             | -              | -              | 0.0%        | -             |
| 501013 Bus Operator OT              | -              | -              | 0.0%         | -              | -              | 0.0%        | -             | -              | -              | 0.0%        | -             |
| 501021 Other Salaries               | 501,838        | 607,589        | 21.1%        | 105,750        | 607,589        | 0.0%        | -             | -              | -              | 0.0%        | -             |
| 501023 Other OT                     | 5,000          | 2,400          | -52.0%       | (2,600)        | 2,400          | 0.0%        | -             | -              | -              | 0.0%        | -             |
| <b>Totals</b>                       | <b>506,838</b> | <b>609,989</b> | <b>20.4%</b> | <b>103,150</b> | <b>609,989</b> | <b>0.0%</b> | <b>-</b>      | <b>-</b>       | <b>-</b>       | <b>0.0%</b> | <b>-</b>      |
| <b>FRINGE BENEFITS</b>              |                |                |              |                |                |             |               |                |                |             |               |
| 502011 Medicare/Soc. Sec.           | 9,059          | 10,942         | 20.8%        | 1,883          | 10,942         | 0.0%        | -             | -              | -              | 0.0%        | -             |
| 502021 Retirement                   | 140,073        | 179,029        | 27.8%        | 38,956         | 188,808        | 5.5%        | 9,779         | 188,808        | 188,808        | 5.5%        | 9,779         |
| 502031 Medical Ins                  | 158,751        | 199,295        | 25.5%        | 40,545         | 209,260        | 5.0%        | 9,965         | 209,260        | 209,260        | 5.0%        | 9,965         |
| 502041 Dental Ins                   | 10,981         | 12,837         | 16.9%        | 1,855          | 13,222         | 3.0%        | 385           | 13,222         | 13,222         | 3.0%        | 385           |
| 502045 Vision Ins                   | 2,241          | 2,638          | 17.7%        | 397            | 2,717          | 3.0%        | 79            | 2,717          | 2,717          | 3.0%        | 79            |
| 502051 Life Ins/AD&D                | 1,027          | 1,036          | 0.8%         | 8              | 1,067          | 3.0%        | 31            | 1,067          | 1,067          | 3.0%        | 31            |
| 502060 State Disability Ins (SDI)   | 5,580          | 6,235          | 11.7%        | 655            | 6,483          | 4.0%        | 249           | 6,483          | 6,483          | 4.0%        | 249           |
| 502061 Long Term Disability Ins     | 4,234          | 4,953          | 17.0%        | 719            | 5,101          | 3.0%        | 149           | 5,101          | 5,101          | 3.0%        | 149           |
| 502071 State Unemployment Ins (SUI) | 1,654          | 1,400          | -15.4%       | (254)          | 1,485          | 6.1%        | 85            | 1,485          | 1,485          | 6.1%        | 85            |
| 502081 Worker's Comp Ins            | 17,552         | 19,706         | 12.3%        | 2,154          | 20,297         | 3.0%        | 591           | 20,297         | 20,297         | 3.0%        | 591           |
| 502101 Holiday Pay                  | 18,774         | 22,775         | 21.3%        | 4,001          | 22,775         | 0.0%        | -             | 22,775         | 22,775         | 0.0%        | -             |
| 502103 Floating Holiday             | 10,585         | 11,521         | 8.8%         | 936            | 11,521         | 0.0%        | -             | 11,521         | 11,521         | 0.0%        | -             |
| 502109 Sick Leave                   | 28,162         | 34,163         | 21.3%        | 6,001          | 34,163         | 0.0%        | -             | 34,163         | 34,163         | 0.0%        | -             |
| 502111 Annual Leave                 | 56,031         | 70,837         | 26.4%        | 14,806         | 70,837         | 0.0%        | -             | 70,837         | 70,837         | 0.0%        | -             |
| 502121 Other Paid Absence           | 4,400          | 5,338          | 21.3%        | 938            | 5,338          | 0.0%        | -             | 5,338          | 5,338          | 0.0%        | -             |
| 502251 Phys. Exams                  | -              | -              | 0.0%         | -              | -              | 0.0%        | -             | -              | -              | 0.0%        | -             |
| 502253 Driver Lic Renewal           | -              | -              | 0.0%         | -              | -              | 0.0%        | -             | -              | -              | 0.0%        | -             |
| 502999 Other Fringe Benefits        | 4,095          | 4,122          | 0.7%         | 27             | 4,129          | 0.2%        | 7             | 4,129          | 4,129          | 0.2%        | 7             |
| <b>Totals</b>                       | <b>473,200</b> | <b>586,826</b> | <b>24.0%</b> | <b>113,627</b> | <b>608,146</b> | <b>3.6%</b> | <b>21,319</b> | <b>608,146</b> | <b>608,146</b> | <b>3.6%</b> | <b>21,319</b> |

**SANTA CRUZ METROPOLITAN TRANSIT DISTRICT  
FY18 & FY19 OPERATING BUDGET**

Finance - 1200

| ACCOUNT                                 | Jun-16         | May-17         | % CHANGE               | \$ CHANGE              | May-17         | % CHANGE               | \$ CHANGE              | Jun-16         | % CHANGE               | \$ CHANGE              |
|---|----------------|----------------|------------------------|------------------------|----------------|------------------------|------------------------|----------------|------------------------|------------------------|
|   | BUDGET<br>FY17 | BUDGET<br>FY18 | BUDG FY17<br>BUDG FY18 | BUDG FY17<br>BUDG FY18 | BUDGET<br>FY19 | BUDG FY18<br>BUDG FY19 | BUDG FY18<br>BUDG FY19 | BUDGET<br>FY18 | BUDG FY18<br>BUDG FY19 | BUDG FY18<br>BUDG FY19 |
| <b>SERVICES</b>                         |                |                |                        |                        |                |                        |                        |                |                        |                        |
| 503011 Accting/Audit Fees               | 95,000         | 95,000         | 0.0%                   | -                      | 95,000         | 0.0%                   | -                      | 95,000         | 0.0%                   | -                      |
| 503012 Admin/Bank Fees                  | 372,880        | 380,500        | 2.0%                   | 7,620                  | 389,640        | 2.4%                   | 9,140                  | 389,640        | 2.4%                   | 9,140                  |
| 503031 Prof/Technical Fees              | 17,500         | 42,500         | 142.9%                 | 25,000                 | 4,500          | -89.4%                 | (38,000)               | 4,500          | -89.4%                 | (38,000)               |
| 503032 Legislative Services             | -              | -              | 0.0%                   | -                      | -              | 0.0%                   | -                      | -              | 0.0%                   | -                      |
| 503033 Legal Services                   | -              | -              | 0.0%                   | -                      | -              | 0.0%                   | -                      | -              | 0.0%                   | -                      |
| 503034 Pre-Employment Exams             | -              | -              | 0.0%                   | -                      | -              | 0.0%                   | -                      | -              | 0.0%                   | -                      |
| 503041 Temp Help                        | -              | -              | 0.0%                   | -                      | -              | 0.0%                   | -                      | -              | 0.0%                   | -                      |
| 503161 Custodial Services               | -              | -              | 0.0%                   | -                      | -              | 0.0%                   | -                      | -              | 0.0%                   | -                      |
| 503162 Uniforms/Laundry                 | -              | -              | 0.0%                   | -                      | -              | 0.0%                   | -                      | -              | 0.0%                   | -                      |
| 503171 Security Services                | -              | -              | 0.0%                   | -                      | -              | 0.0%                   | -                      | -              | 0.0%                   | -                      |
| 503221 Classified/Legal Ads             | -              | -              | 0.0%                   | -                      | -              | 0.0%                   | -                      | -              | 0.0%                   | -                      |
| 503222 Legal Ads                        | -              | -              | 0.0%                   | -                      | -              | 0.0%                   | -                      | -              | 0.0%                   | -                      |
| 503225 Graphic Services                 | -              | -              | 0.0%                   | -                      | -              | 0.0%                   | -                      | -              | 0.0%                   | -                      |
| 503351 Repair - Bldg & Impr             | -              | -              | 0.0%                   | -                      | -              | 0.0%                   | -                      | -              | 0.0%                   | -                      |
| 503352 Repair - Equipment               | -              | -              | 0.0%                   | -                      | -              | 0.0%                   | -                      | -              | 0.0%                   | -                      |
| 503353 Repair - Rev Vehicle             | -              | -              | 0.0%                   | -                      | -              | 0.0%                   | -                      | -              | 0.0%                   | -                      |
| 503354 Repair - Non Rev Vehicle         | -              | -              | 0.0%                   | -                      | -              | 0.0%                   | -                      | -              | 0.0%                   | -                      |
| 503363 Haz Mat Disposal                 | -              | -              | 0.0%                   | -                      | -              | 0.0%                   | -                      | -              | 0.0%                   | -                      |
| <b>Totals</b>                           | <b>485,380</b> | <b>518,000</b> | <b>6.7%</b>            | <b>32,620</b>          | <b>489,140</b> | <b>-5.6%</b>           | <b>(28,860)</b>        | <b>489,140</b> | <b>-5.6%</b>           | <b>(28,860)</b>        |
| <b>MOBILE MATERIALS &amp; SUPPLIES</b>  |                |                |                        |                        |                |                        |                        |                |                        |                        |
| 504011 Fuels & Lubricants - Non Rev Veh | -              | -              | 0.0%                   | -                      | -              | 0.0%                   | -                      | -              | 0.0%                   | -                      |
| 504012 Fuels & Lubricants - Rev Veh     | -              | -              | 0.0%                   | -                      | -              | 0.0%                   | -                      | -              | 0.0%                   | -                      |
| 504021 Tires & Tubes                    | -              | -              | 0.0%                   | -                      | -              | 0.0%                   | -                      | -              | 0.0%                   | -                      |
| 504161 Other Mobile Supplies            | -              | -              | 0.0%                   | -                      | -              | 0.0%                   | -                      | -              | 0.0%                   | -                      |
| 504191 Rev Vehicle Parts                | -              | -              | 0.0%                   | -                      | -              | 0.0%                   | -                      | -              | 0.0%                   | -                      |
| <b>Totals</b>                           | <b>-</b>       | <b>-</b>       | <b>0.0%</b>            | <b>-</b>               | <b>-</b>       | <b>0.0%</b>            | <b>-</b>               | <b>-</b>       | <b>0.0%</b>            | <b>-</b>               |

**SANTA CRUZ METROPOLITAN TRANSIT DISTRICT  
FY18 & FY19 OPERATING BUDGET**

Finance - 1200

| ACCOUNT                               | Jun-16         | May-17         | % CHANGE               | \$ CHANGE              | May-17         | % CHANGE               | \$ CHANGE              | BUDG FY18 | BUDG FY19  | % CHANGE               | \$ CHANGE              |  |
|---------------------------------------|----------------|----------------|------------------------|------------------------|----------------|------------------------|------------------------|-----------|------------|------------------------|------------------------|--|
|                                       | BUDGET<br>FY17 | BUDGET<br>FY18 | BUDG FY17<br>BUDG FY18 | BUDG FY17<br>BUDG FY18 | BUDGET<br>FY19 | BUDG FY18<br>BUDG FY19 | BUDG FY18<br>BUDG FY19 | BUDG FY18 | BUDG FY19  | BUDG FY18<br>BUDG FY19 | BUDG FY18<br>BUDG FY19 |  |
| <b>OTHER MATERIALS &amp; SUPPLIES</b> |                |                |                        |                        |                |                        |                        |           |            |                        |                        |  |
| 504205 Freight Out                    | -              | -              | 0.0%                   | -                      | -              | 0.0%                   | -                      | -         | -          | 0.0%                   | -                      |  |
| 504211 Postage & Mailing              | -              | -              | 0.0%                   | -                      | -              | 0.0%                   | -                      | -         | -          | 0.0%                   | -                      |  |
| 504214 Promotional Items              | -              | -              | 0.0%                   | -                      | -              | 0.0%                   | -                      | -         | -          | 0.0%                   | -                      |  |
| 504215 Printing                       | 750            | 750            | 0.0%                   | -                      | 750            | 0.0%                   | -                      | -         | 750        | 0.0%                   | -                      |  |
| 504217 Photo Supp/Process             | -              | -              | 0.0%                   | -                      | -              | 0.0%                   | -                      | -         | -          | 0.0%                   | -                      |  |
| 504311 Office Supplies                | -              | -              | 0.0%                   | -                      | -              | 0.0%                   | -                      | -         | -          | 0.0%                   | -                      |  |
| 504315 Safety Supplies                | -              | -              | 0.0%                   | -                      | -              | 0.0%                   | -                      | -         | -          | 0.0%                   | -                      |  |
| 504317 Cleaning Supplies              | -              | -              | 0.0%                   | -                      | -              | 0.0%                   | -                      | -         | -          | 0.0%                   | -                      |  |
| 504409 Repair/Maint Supplies          | -              | -              | 0.0%                   | -                      | -              | 0.0%                   | -                      | -         | -          | 0.0%                   | -                      |  |
| 504417 Tenant Repairs                 | -              | -              | 0.0%                   | -                      | -              | 0.0%                   | -                      | -         | -          | 0.0%                   | -                      |  |
| 504421 Non-Inventory Parts            | -              | -              | 0.0%                   | -                      | -              | 0.0%                   | -                      | -         | -          | 0.0%                   | -                      |  |
| 504511 Small Tools                    | -              | -              | 0.0%                   | -                      | -              | 0.0%                   | -                      | -         | -          | 0.0%                   | -                      |  |
| 504515 Employee Tool Replacement      | -              | -              | 0.0%                   | -                      | -              | 0.0%                   | -                      | -         | -          | 0.0%                   | -                      |  |
| <b>Totals</b>                         | <b>750</b>     | <b>750</b>     | <b>0.0%</b>            | <b>-</b>               | <b>750</b>     | <b>0.0%</b>            | <b>-</b>               | <b>-</b>  | <b>750</b> | <b>0.0%</b>            | <b>-</b>               |  |
| <b>UTILITIES</b>                      |                |                |                        |                        |                |                        |                        |           |            |                        |                        |  |
| 505011 Gas & Electric                 | -              | -              | 0.0%                   | -                      | -              | 0.0%                   | -                      | -         | -          | 0.0%                   | -                      |  |
| 505021 Water & Garbage                | -              | -              | 0.0%                   | -                      | -              | 0.0%                   | -                      | -         | -          | 0.0%                   | -                      |  |
| 505031 Telecommunications             | -              | -              | 0.0%                   | -                      | -              | 0.0%                   | -                      | -         | -          | 0.0%                   | -                      |  |
| <b>Totals</b>                         | <b>-</b>       | <b>-</b>       | <b>0.0%</b>            | <b>-</b>               | <b>-</b>       | <b>0.0%</b>            | <b>-</b>               | <b>-</b>  | <b>-</b>   | <b>0.0%</b>            | <b>-</b>               |  |
| <b>CASUALTY &amp; LIABILITY</b>       |                |                |                        |                        |                |                        |                        |           |            |                        |                        |  |
| 506011 Insurance - Property           | 61,737         | 61,737         | 0.0%                   | -                      | 62,971         | 2.0%                   | 1,234                  | -         | -          | 0.0%                   | -                      |  |
| 506015 Insurance - PL/PD              | 248,794        | 321,301        | 29.1%                  | 72,507                 | 353,431        | 10.0%                  | 32,130                 | -         | -          | 0.0%                   | -                      |  |
| 506021 Insurance - Other              | -              | 50,000         | 100.0%                 | 50,000                 | 50,000         | 0.0%                   | -                      | -         | -          | 0.0%                   | -                      |  |
| 506123 Settlement Costs               | -              | -              | 0.0%                   | -                      | -              | 0.0%                   | -                      | -         | -          | 0.0%                   | -                      |  |
| 506127 Repairs - District Prop        | -              | -              | 0.0%                   | -                      | -              | 0.0%                   | -                      | -         | -          | 0.0%                   | -                      |  |
| <b>Totals</b>                         | <b>310,531</b> | <b>433,038</b> | <b>39.5%</b>           | <b>122,507</b>         | <b>466,402</b> | <b>7.7%</b>            | <b>33,364</b>          | <b>-</b>  | <b>-</b>   | <b>0.0%</b>            | <b>-</b>               |  |

**SANTA CRUZ METROPOLITAN TRANSIT DISTRICT  
FY18 & FY19 OPERATING BUDGET**

Finance - 1200

| ACCOUNT                             | Jun-16<br>BUDGET<br>FY17 | May-17<br>BUDGET<br>FY18 | % CHANGE<br>BUDG FY17<br>BUDG FY18 | \$ CHANGE<br>BUDG FY17<br>BUDG FY18 | May-17<br>BUDGET<br>FY19 | % CHANGE<br>BUDG FY18<br>BUDG FY19 | \$ CHANGE<br>BUDG FY18<br>BUDG FY19 |
|-------------------------------------|--------------------------|--------------------------|------------------------------------|-------------------------------------|--------------------------|------------------------------------|-------------------------------------|
| <b>TAXES</b>                        |                          |                          |                                    |                                     |                          |                                    |                                     |
| 507051 Fuel Tax                     | -                        | -                        | 0.0%                               | -                                   | -                        | 0.0%                               | -                                   |
| 507201 Licenses & Permits           | -                        | -                        | 0.0%                               | -                                   | -                        | 0.0%                               | -                                   |
| 507999 Other Taxes                  | -                        | -                        | 0.0%                               | -                                   | -                        | 0.0%                               | -                                   |
| <b>Totals</b>                       | -                        | -                        | 0.0%                               | -                                   | -                        | 0.0%                               | -                                   |
| <b>PURCHASED TRANS.</b>             |                          |                          |                                    |                                     |                          |                                    |                                     |
| 503406 Contract/Paratransit         | -                        | -                        | 0.0%                               | -                                   | -                        | 0.0%                               | -                                   |
| <b>Totals</b>                       | -                        | -                        | 0.0%                               | -                                   | -                        | 0.0%                               | -                                   |
| <b>MISC EXPENSE</b>                 |                          |                          |                                    |                                     |                          |                                    |                                     |
| 509011 Dues/Subscriptions           | 980                      | 980                      | 0.0%                               | -                                   | 980                      | 0.0%                               | -                                   |
| 509081 Advertising - District Promo | -                        | -                        | 0.0%                               | -                                   | -                        | 0.0%                               | -                                   |
| 509101 Employee Incentive Program   | -                        | -                        | 0.0%                               | -                                   | -                        | 0.0%                               | -                                   |
| 509121 Employee Training            | 2,900                    | 2,900                    | 0.0%                               | -                                   | 3,100                    | 6.9%                               | 200                                 |
| 509122 BOD Travel                   | -                        | -                        | 0.0%                               | -                                   | -                        | 0.0%                               | -                                   |
| 509123 Travel                       | 9,500                    | 9,500                    | 0.0%                               | -                                   | 7,500                    | -21.1%                             | (2,000)                             |
| 509125 Local Meeting Expense        | -                        | -                        | 0.0%                               | -                                   | -                        | 0.0%                               | -                                   |
| 509127 Board Director Fees          | -                        | -                        | 0.0%                               | -                                   | -                        | 0.0%                               | -                                   |
| 509150 Contributions                | -                        | -                        | 0.0%                               | -                                   | -                        | 0.0%                               | -                                   |
| 509198 Cash Over/Short              | -                        | -                        | 0.0%                               | -                                   | -                        | 0.0%                               | -                                   |
| 509999 Other Misc Expense           | -                        | -                        | 0.0%                               | -                                   | -                        | 0.0%                               | -                                   |
| <b>Totals</b>                       | 13,380                   | 13,380                   | 0.0%                               | -                                   | 11,580                   | -13.5%                             | (1,800)                             |
| <b>LEASES &amp; RENTALS</b>         |                          |                          |                                    |                                     |                          |                                    |                                     |
| 512011 Facility Lease               | -                        | -                        | 0.0%                               | -                                   | -                        | 0.0%                               | -                                   |
| 512061 Equipment Rental             | -                        | -                        | 0.0%                               | -                                   | -                        | 0.0%                               | -                                   |
| <b>Totals</b>                       | -                        | -                        | 0.0%                               | -                                   | -                        | 0.0%                               | -                                   |
| <b>PERSONNEL TOTAL</b>              | 980,038                  | 1,196,815                | 22.1%                              | 216,777                             | 1,218,134                | 1.8%                               | 21,319                              |
| <b>NON-PERSONNEL TOTAL</b>          | 810,041                  | 965,168                  | 19.2%                              | 155,127                             | 967,872                  | 0.3%                               | 2,704                               |
| <b>DEPARTMENT TOTALS</b>            | 1,790,079                | 2,161,983                | 20.8%                              | 371,904                             | 2,186,006                | 1.1%                               | 24,023                              |

**SANTA CRUZ METROPOLITAN TRANSIT DISTRICT  
FY18 & FY19 OPERATING BUDGET**

Customer Service - 1300

| ACCOUNT                             | Jun-16         | May-17         | % CHANGE               | \$ CHANGE              | May-17         | % CHANGE               | \$ CHANGE              |
|-------------------------------------|----------------|----------------|------------------------|------------------------|----------------|------------------------|------------------------|
|                                     | BUDGET<br>FY17 | BUDGET<br>FY18 | BUDG FY17<br>BUDG FY18 | BUDG FY17<br>BUDG FY18 | BUDGET<br>FY19 | BUDG FY18<br>BUDG FY19 | BUDG FY18<br>BUDG FY19 |
| <b>LABOR</b>                        |                |                |                        |                        |                |                        |                        |
| 501011 Bus Operator Pay             | -              | -              | 0.0%                   | -                      | -              | 0.0%                   | -                      |
| 501013 Bus Operator OT              | -              | -              | 0.0%                   | -                      | -              | 0.0%                   | -                      |
| 501021 Other Salaries               | 367,729        | 507,609        | 38.0%                  | 139,879                | 517,314        | 1.9%                   | 9,705                  |
| 501023 Other OT                     | 9,729          | 14,288         | 46.9%                  | 4,558                  | 14,561         | 1.9%                   | 273                    |
| <b>Totals</b>                       | <b>377,459</b> | <b>521,897</b> | <b>38.3%</b>           | <b>144,438</b>         | <b>531,875</b> | <b>1.9%</b>            | <b>9,978</b>           |
| <b>FRINGE BENEFITS</b>              |                |                |                        |                        |                |                        |                        |
| 502011 Medicare/Soc. Sec.           | 6,324          | 9,122          | 44.2%                  | 2,798                  | 9,289          | 1.8%                   | 168                    |
| 502021 Retirement                   | 96,362         | 146,319        | 51.8%                  | 49,957                 | 157,145        | 7.4%                   | 10,826                 |
| 502031 Medical Ins                  | 190,801        | 283,283        | 48.5%                  | 92,482                 | 296,661        | 4.7%                   | 13,378                 |
| 502041 Dental Ins                   | 13,045         | 14,997         | 15.0%                  | 1,952                  | 15,447         | 3.0%                   | 450                    |
| 502045 Vision Ins                   | 2,561          | 3,957          | 54.5%                  | 1,396                  | 4,076          | 3.0%                   | 119                    |
| 502051 Life Ins/AD&D                | 937            | 1,243          | 32.6%                  | 306                    | 1,280          | 3.0%                   | 37                     |
| 502060 State Disability Ins (SDI)   | 4,164          | 5,662          | 36.0%                  | 1,498                  | 5,939          | 4.9%                   | 277                    |
| 502061 Long Term Disability Ins     | 3,354          | 4,987          | 48.7%                  | 1,634                  | 5,233          | 4.9%                   | 246                    |
| 502071 State Unemployment Ins (SUI) | 1,891          | 2,100          | 11.1%                  | 209                    | 2,228          | 6.1%                   | 128                    |
| 502081 Worker's Comp Ins            | 17,552         | 36,596         | 108.5%                 | 19,044                 | 37,694         | 3.0%                   | 1,098                  |
| 502101 Holiday Pay                  | 12,975         | 18,580         | 43.2%                  | 5,605                  | 18,928         | 1.9%                   | 347                    |
| 502103 Floating Holiday             | -              | -              | 0.0%                   | -                      | -              | 0.0%                   | -                      |
| 502109 Sick Leave                   | 19,463         | 27,871         | 43.2%                  | 8,408                  | 28,392         | 1.9%                   | 521                    |
| 502111 Annual Leave                 | 48,170         | 56,371         | 17.0%                  | 8,201                  | 57,006         | 1.1%                   | 635                    |
| 502121 Other Paid Absence           | 3,041          | 4,355          | 43.2%                  | 1,314                  | 4,436          | 1.9%                   | 81                     |
| 502251 Phys. Exams                  | -              | -              | 0.0%                   | -                      | -              | 0.0%                   | -                      |
| 502253 Driver Lic Renewal           | -              | -              | 0.0%                   | -                      | -              | 0.0%                   | -                      |
| 502999 Other Fringe Benefits        | 223            | 334            | 49.7%                  | 111                    | 344            | 3.0%                   | 10                     |
| <b>Totals</b>                       | <b>420,864</b> | <b>615,776</b> | <b>46.3%</b>           | <b>194,913</b>         | <b>644,098</b> | <b>4.6%</b>            | <b>28,322</b>          |

**SANTA CRUZ METROPOLITAN TRANSIT DISTRICT**  
**FY18 & FY19 OPERATING BUDGET**  
 Customer Service - 1300

| ACCOUNT                                | Jun-16         | May-17         | % CHANGE               | \$ CHANGE              | May-17         | % CHANGE               | \$ CHANGE              | Jun-16         | % CHANGE               |
|--|----------------|----------------|------------------------|------------------------|----------------|------------------------|------------------------|----------------|------------------------|
|  | BUDGET<br>FY17 | BUDGET<br>FY18 | BUDG FY17<br>BUDG FY18 | BUDG FY17<br>BUDG FY18 | BUDGET<br>FY19 | BUDG FY18<br>BUDG FY19 | BUDG FY17<br>BUDG FY18 | BUDGET<br>FY19 | BUDG FY18<br>BUDG FY19 |
| <b>SERVICES</b>                        |                |                |                        |                        |                |                        |                        |                |                        |
| 503011                                 | -              | -              | 0.0%                   | -                      | -              | 0.0%                   | -                      | -              | 0.0%                   |
| 503012                                 | -              | -              | 0.0%                   | -                      | -              | 0.0%                   | -                      | -              | 0.0%                   |
| 503031                                 | 8,000          | 9,500          | 18.8%                  | 1,500                  | 9,500          | 0.0%                   | -                      | -              | 0.0%                   |
| 503032                                 | -              | -              | 0.0%                   | -                      | -              | 0.0%                   | -                      | -              | 0.0%                   |
| 503033                                 | -              | -              | 0.0%                   | -                      | -              | 0.0%                   | -                      | -              | 0.0%                   |
| 503034                                 | -              | -              | 0.0%                   | -                      | -              | 0.0%                   | -                      | -              | 0.0%                   |
| 503041                                 | -              | -              | 0.0%                   | -                      | -              | 0.0%                   | -                      | -              | 0.0%                   |
| 503161                                 | -              | -              | 0.0%                   | -                      | -              | 0.0%                   | -                      | -              | 0.0%                   |
| 503162                                 | -              | 200            | 100.0%                 | 200                    | 200            | 0.0%                   | -                      | -              | 0.0%                   |
| 503171                                 | -              | -              | 0.0%                   | -                      | -              | 0.0%                   | -                      | -              | 0.0%                   |
| 503221                                 | 200            | -              | -100.0%                | (200)                  | -              | 0.0%                   | -                      | -              | 0.0%                   |
| 503222                                 | -              | -              | 0.0%                   | -                      | -              | 0.0%                   | -                      | -              | 0.0%                   |
| 503225                                 | 5,500          | -              | -100.0%                | (5,500)                | -              | 0.0%                   | -                      | -              | 0.0%                   |
| 503351                                 | -              | -              | 0.0%                   | -                      | -              | 0.0%                   | -                      | -              | 0.0%                   |
| 503352                                 | 3,400          | 2,500          | -26.5%                 | (900)                  | 2,500          | 0.0%                   | -                      | -              | 0.0%                   |
| 503353                                 | -              | -              | 0.0%                   | -                      | -              | 0.0%                   | -                      | -              | 0.0%                   |
| 503354                                 | -              | -              | 0.0%                   | -                      | -              | 0.0%                   | -                      | -              | 0.0%                   |
| 503363                                 | -              | -              | 0.0%                   | -                      | -              | 0.0%                   | -                      | -              | 0.0%                   |
| <b>Totals</b>                          | <b>17,100</b>  | <b>12,200</b>  | <b>-28.7%</b>          | <b>(4,900)</b>         | <b>12,200</b>  | <b>0.0%</b>            | <b>(4,900)</b>         | <b>12,200</b>  | <b>0.0%</b>            |
| <b>MOBILE MATERIALS &amp; SUPPLIES</b> |                |                |                        |                        |                |                        |                        |                |                        |
| 504011                                 | -              | -              | 0.0%                   | -                      | -              | 0.0%                   | -                      | -              | 0.0%                   |
| 504012                                 | -              | -              | 0.0%                   | -                      | -              | 0.0%                   | -                      | -              | 0.0%                   |
| 504021                                 | -              | -              | 0.0%                   | -                      | -              | 0.0%                   | -                      | -              | 0.0%                   |
| 504161                                 | -              | -              | 0.0%                   | -                      | -              | 0.0%                   | -                      | -              | 0.0%                   |
| 504191                                 | 1,600          | 500            | -68.8%                 | (1,100)                | 500            | 0.0%                   | -                      | 500            | 0.0%                   |
| <b>Totals</b>                          | <b>1,600</b>   | <b>500</b>     | <b>-68.8%</b>          | <b>(1,100)</b>         | <b>500</b>     | <b>0.0%</b>            | <b>(1,100)</b>         | <b>500</b>     | <b>0.0%</b>            |



**SANTA CRUZ METROPOLITAN TRANSIT DISTRICT  
FY18 & FY19 OPERATING BUDGET**

Customer Service - 1300

| ACCOUNT                               | Jun-16         | May-17         | % CHANGE               | \$ CHANGE              | May-17         | % CHANGE               | \$ CHANGE              | Jun-16         | % CHANGE               |
|---------------------------------------|----------------|----------------|------------------------|------------------------|----------------|------------------------|------------------------|----------------|------------------------|
|                                       | BUDGET<br>FY17 | BUDGET<br>FY18 | BUDG FY17<br>BUDG FY18 | BUDG FY17<br>BUDG FY18 | BUDGET<br>FY19 | BUDG FY18<br>BUDG FY19 | BUDG FY17<br>BUDG FY18 | BUDGET<br>FY18 | BUDG FY18<br>BUDG FY19 |
| <b>OTHER MATERIALS &amp; SUPPLIES</b> |                |                |                        |                        |                |                        |                        |                |                        |
| 504205 Freight Out                    | -              | -              | 0.0%                   | -                      | -              | 0.0%                   | -                      | -              | 0.0%                   |
| 504211 Postage & Mailing              | 3,500          | 4,700          | 34.3%                  | 1,200                  | 4,700          | 0.0%                   | -                      | -              | 0.0%                   |
| 504214 Promotional Items              | 1,200          | -              | -100.0%                | (1,200)                | -              | 0.0%                   | -                      | -              | 0.0%                   |
| 504215 Printing                       | 35,000         | -              | -100.0%                | (35,000)               | -              | 0.0%                   | -                      | -              | 0.0%                   |
| 504217 Photo Supp/Process             | 1,000          | 1,500          | 50.0%                  | 500                    | 1,500          | 0.0%                   | -                      | -              | 0.0%                   |
| 504311 Office Supplies                | 3,000          | 7,500          | 150.0%                 | 4,500                  | 5,500          | -26.7%                 | (2,000)                | -              | 0.0%                   |
| 504315 Safety Supplies                | -              | -              | 0.0%                   | -                      | -              | 0.0%                   | -                      | -              | 0.0%                   |
| 504317 Cleaning Supplies              | -              | -              | 0.0%                   | -                      | -              | 0.0%                   | -                      | -              | 0.0%                   |
| 504409 Repair/Maint Supplies          | -              | -              | 0.0%                   | -                      | -              | 0.0%                   | -                      | -              | 0.0%                   |
| 504417 Tenant Repairs                 | -              | -              | 0.0%                   | -                      | -              | 0.0%                   | -                      | -              | 0.0%                   |
| 504421 Non-Inventory Parts            | -              | -              | 0.0%                   | -                      | -              | 0.0%                   | -                      | -              | 0.0%                   |
| 504511 Small Tools                    | -              | -              | 0.0%                   | -                      | -              | 0.0%                   | -                      | -              | 0.0%                   |
| 504515 Employee Tool Replacement      | -              | -              | 0.0%                   | -                      | -              | 0.0%                   | -                      | -              | 0.0%                   |
| <b>Totals</b>                         | <b>43,700</b>  | <b>13,700</b>  | <b>-68.6%</b>          | <b>(30,000)</b>        | <b>11,700</b>  | <b>-14.6%</b>          | <b>(2,000)</b>         |                |                        |
| <b>UTILITIES</b>                      |                |                |                        |                        |                |                        |                        |                |                        |
| 505011 Gas & Electric                 | -              | -              | 0.0%                   | -                      | -              | 0.0%                   | -                      | -              | 0.0%                   |
| 505021 Water & Garbage                | -              | -              | 0.0%                   | -                      | -              | 0.0%                   | -                      | -              | 0.0%                   |
| 505031 Telecommunications             | -              | -              | 0.0%                   | -                      | -              | 0.0%                   | -                      | -              | 0.0%                   |
| <b>Totals</b>                         | <b>-</b>       | <b>-</b>       | <b>0.0%</b>            | <b>-</b>               | <b>-</b>       | <b>0.0%</b>            | <b>-</b>               | <b>-</b>       | <b>0.0%</b>            |
| <b>CASUALTY &amp; LIABILITY</b>       |                |                |                        |                        |                |                        |                        |                |                        |
| 506011 Insurance - Property           | -              | -              | 0.0%                   | -                      | -              | 0.0%                   | -                      | -              | 0.0%                   |
| 506015 Insurance - PL/PD              | -              | -              | 0.0%                   | -                      | -              | 0.0%                   | -                      | -              | 0.0%                   |
| 506021 Insurance - Other              | -              | -              | 0.0%                   | -                      | -              | 0.0%                   | -                      | -              | 0.0%                   |
| 506123 Settlement Costs               | -              | -              | 0.0%                   | -                      | -              | 0.0%                   | -                      | -              | 0.0%                   |
| 506127 Repairs - District Prop        | -              | -              | 0.0%                   | -                      | -              | 0.0%                   | -                      | -              | 0.0%                   |
| <b>Totals</b>                         | <b>-</b>       | <b>-</b>       | <b>0.0%</b>            | <b>-</b>               | <b>-</b>       | <b>0.0%</b>            | <b>-</b>               | <b>-</b>       | <b>0.0%</b>            |

**SANTA CRUZ METROPOLITAN TRANSIT DISTRICT  
FY18 & FY19 OPERATING BUDGET**

Customer Service - 1300

| ACCOUNT                             | Jun-16         | May-17           | % CHANGE               | \$ CHANGE              | May-17           | % CHANGE               | \$ CHANGE              |
|-------------------------------------|----------------|------------------|------------------------|------------------------|------------------|------------------------|------------------------|
|                                     | BUDGET<br>FY17 | BUDGET<br>FY18   | BUDG FY17<br>BUDG FY18 | BUDG FY17<br>BUDG FY18 | BUDGET<br>FY19   | BUDG FY18<br>BUDG FY19 | BUDG FY18<br>BUDG FY19 |
| <b>TAXES</b>                        |                |                  |                        |                        |                  |                        |                        |
| 507051 Fuel Tax                     | -              | -                | 0.0%                   | -                      | -                | 0.0%                   | -                      |
| 507201 Licenses & Permits           | 2,500          | 4,752            | 90.1%                  | 2,252                  | 5,040            | 6.1%                   | 288                    |
| 507999 Other Taxes                  | -              | -                | 0.0%                   | -                      | -                | 0.0%                   | -                      |
| <b>Totals</b>                       | <b>2,500</b>   | <b>4,752</b>     | <b>90.1%</b>           | <b>2,252</b>           | <b>5,040</b>     | <b>6.1%</b>            | <b>288</b>             |
| <b>PURCHASED TRANS.</b>             |                |                  |                        |                        |                  |                        |                        |
| 503406 Contract/Paratransit         | -              | -                | 0.0%                   | -                      | -                | 0.0%                   | -                      |
| <b>Totals</b>                       | <b>-</b>       | <b>-</b>         | <b>0.0%</b>            | <b>-</b>               | <b>-</b>         | <b>0.0%</b>            | <b>-</b>               |
| <b>MISC EXPENSE</b>                 |                |                  |                        |                        |                  |                        |                        |
| 509011 Dues/Subscriptions           | -              | -                | 0.0%                   | -                      | -                | 0.0%                   | -                      |
| 509081 Advertising - District Promo | 30,000         | -                | -100.0%                | (30,000)               | -                | 0.0%                   | -                      |
| 509101 Employee Incentive Program   | -              | -                | 0.0%                   | -                      | -                | 0.0%                   | -                      |
| 509121 Employee Training            | 1,000          | 3,500            | 250.0%                 | 2,500                  | 3,500            | 0.0%                   | -                      |
| 509122 BOD Travel                   | -              | -                | 0.0%                   | -                      | -                | 0.0%                   | -                      |
| 509123 Travel                       | 1,500          | 5,000            | 233.3%                 | 3,500                  | 5,000            | 0.0%                   | -                      |
| 509125 Local Meeting Expense        | -              | -                | 0.0%                   | -                      | -                | 0.0%                   | -                      |
| 509127 Board Director Fees          | -              | -                | 0.0%                   | -                      | -                | 0.0%                   | -                      |
| 509150 Contributions                | -              | -                | 0.0%                   | -                      | -                | 0.0%                   | -                      |
| 509198 Cash Over/Short              | -              | -                | 0.0%                   | -                      | -                | 0.0%                   | -                      |
| 509999 Other Misc Expense           | -              | -                | 0.0%                   | -                      | -                | 0.0%                   | -                      |
| <b>Totals</b>                       | <b>32,500</b>  | <b>8,500</b>     | <b>-73.8%</b>          | <b>(24,000)</b>        | <b>8,500</b>     | <b>0.0%</b>            | <b>-</b>               |
| <b>LEASES &amp; RENTALS</b>         |                |                  |                        |                        |                  |                        |                        |
| 512011 Facility Lease               | -              | -                | 0.0%                   | -                      | -                | 0.0%                   | -                      |
| 512061 Equipment Rental             | 4,500          | 4,900            | 8.9%                   | 400                    | 4,900            | 0.0%                   | -                      |
| <b>Totals</b>                       | <b>4,500</b>   | <b>4,900</b>     | <b>8.9%</b>            | <b>400</b>             | <b>4,900</b>     | <b>0.0%</b>            | <b>-</b>               |
| <b>PERSONNEL TOTAL</b>              | <b>798,322</b> | <b>1,137,673</b> | <b>42.5%</b>           | <b>339,350</b>         | <b>1,175,973</b> | <b>3.4%</b>            | <b>38,300</b>          |
| <b>NON-PERSONNEL TOTAL</b>          | <b>101,900</b> | <b>44,552</b>    | <b>-56.3%</b>          | <b>(57,348)</b>        | <b>42,840</b>    | <b>-3.8%</b>           | <b>(1,712)</b>         |
| <b>DEPARTMENT TOTALS</b>            | <b>900,222</b> | <b>1,182,225</b> | <b>31.3%</b>           | <b>282,002</b>         | <b>1,218,813</b> | <b>3.1%</b>            | <b>36,588</b>          |

**SANTA CRUZ METROPOLITAN TRANSIT DISTRICT**  
**FY18 & FY19 OPERATING BUDGET**  
 Human Resources - 1400

| ACCOUNT                             | Jun-16         | May-17         | % CHANGE               | \$ CHANGE              | May-17         | % CHANGE               | \$ CHANGE              | May-17         | % CHANGE               | \$ CHANGE              |
|-------------------------------------|----------------|----------------|------------------------|------------------------|----------------|------------------------|------------------------|----------------|------------------------|------------------------|
|                                     | BUDGET<br>FY17 | BUDGET<br>FY18 | BUDG FY17<br>BUDG FY18 | BUDG FY17<br>BUDG FY18 | BUDGET<br>FY19 | BUDG FY18<br>BUDG FY19 | BUDG FY18<br>BUDG FY19 | BUDGET<br>FY19 | BUDG FY18<br>BUDG FY19 | BUDG FY18<br>BUDG FY19 |
| <b>LABOR</b>                        |                |                |                        |                        |                |                        |                        |                |                        |                        |
| 501011 Bus Operator Pay             | -              | -              | 0.0%                   | -                      | -              | -                      | 0.0%                   | -              | 0.0%                   | -                      |
| 501013 Bus Operator OT              | -              | -              | 0.0%                   | -                      | -              | -                      | 0.0%                   | -              | 0.0%                   | -                      |
| 501021 Other Salaries               | 336,041        | 327,869        | -2.4%                  | (8,172)                | 337,609        | 337,609                | 3.0%                   | 9,740          | 3.0%                   | 9,740                  |
| 501023 Other OT                     | 4,000          | 4,500          | 12.5%                  | 500                    | 4,634          | 4,634                  | 3.0%                   | 134            | 3.0%                   | 134                    |
| <b>Totals</b>                       | <b>340,041</b> | <b>332,369</b> | <b>-2.3%</b>           | <b>(7,672)</b>         | <b>342,243</b> | <b>342,243</b>         | <b>3.0%</b>            | <b>9,874</b>   | <b>3.0%</b>            | <b>9,874</b>           |
| <b>FRINGE BENEFITS</b>              |                |                |                        |                        |                |                        |                        |                |                        |                        |
| 502011 Medicare/Soc. Sec.           | 6,127          | 5,937          | -3.1%                  | (190)                  | 6,140          | 6,140                  | 3.4%                   | 203            | 3.4%                   | 203                    |
| 502021 Retirement                   | 94,594         | 96,379         | 1.9%                   | 1,785                  | 105,121        | 105,121                | 9.1%                   | 8,741          | 9.1%                   | 8,741                  |
| 502031 Medical Ins                  | 67,530         | 108,249        | 60.3%                  | 40,718                 | 114,692        | 114,692                | 6.0%                   | 6,444          | 6.0%                   | 6,444                  |
| 502041 Dental Ins                   | 4,883          | 6,148          | 25.9%                  | 1,266                  | 6,333          | 6,333                  | 3.0%                   | 184            | 3.0%                   | 184                    |
| 502045 Vision Ins                   | 1,601          | 1,649          | 3.0%                   | 48                     | 1,698          | 1,698                  | 3.0%                   | 49             | 3.0%                   | 49                     |
| 502051 Life Ins/AD&D                | 796            | 518            | -35.0%                 | (278)                  | 533            | 533                    | 3.0%                   | 16             | 3.0%                   | 16                     |
| 502060 State Disability Ins (SDI)   | 3,853          | 3,593          | -6.7%                  | (260)                  | 3,805          | 3,805                  | 5.9%                   | 212            | 5.9%                   | 212                    |
| 502061 Long Term Disability Ins     | 3,206          | 3,209          | 0.1%                   | 3                      | 3,346          | 3,346                  | 4.2%                   | 136            | 4.2%                   | 136                    |
| 502071 State Unemployment Ins (SUI) | 1,182          | 875            | -26.0%                 | (307)                  | 928            | 928                    | 6.1%                   | 53             | 6.1%                   | 53                     |
| 502081 Worker's Comp Ins            | 12,537         | 14,076         | 12.3%                  | 1,539                  | 14,498         | 14,498                 | 3.0%                   | 422            | 3.0%                   | 422                    |
| 502101 Holiday Pay                  | 12,831         | 12,399         | -3.4%                  | (431)                  | 12,826         | 12,826                 | 3.4%                   | 426            | 3.4%                   | 426                    |
| 502103 Floating Holiday             | 9,767          | 8,882          | -9.1%                  | (885)                  | 9,326          | 9,326                  | 5.0%                   | 444            | 5.0%                   | 444                    |
| 502109 Sick Leave                   | 19,246         | 18,599         | -3.4%                  | (647)                  | 19,238         | 19,238                 | 3.4%                   | 639            | 3.4%                   | 639                    |
| 502111 Annual Leave                 | 37,666         | 34,300         | -8.9%                  | (3,366)                | 36,802         | 36,802                 | 7.3%                   | 2,502          | 7.3%                   | 2,502                  |
| 502121 Other Paid Absence           | 3,007          | 2,906          | -3.4%                  | (101)                  | 3,006          | 3,006                  | 3.4%                   | 100            | 3.4%                   | 100                    |
| 502251 Phys. Exams                  | -              | -              | 0.0%                   | -                      | -              | -                      | 0.0%                   | -              | 0.0%                   | -                      |
| 502253 Driver Lic Renewal           | -              | -              | 0.0%                   | -                      | -              | -                      | 0.0%                   | -              | 0.0%                   | -                      |
| 502999 Other Fringe Benefits        | 5,240          | 4,039          | -22.9%                 | (1,201)                | 4,043          | 4,043                  | 0.1%                   | 4              | 0.1%                   | 4                      |
| <b>Totals</b>                       | <b>284,066</b> | <b>321,759</b> | <b>13.3%</b>           | <b>37,693</b>          | <b>342,337</b> | <b>342,337</b>         | <b>6.4%</b>            | <b>20,578</b>  | <b>6.4%</b>            | <b>20,578</b>          |

# Attachment C

## SANTA CRUZ METROPOLITAN TRANSIT DISTRICT FY18 & FY19 OPERATING BUDGET Human Resources - 1400

| ACCOUNT                                 | Jun-16         | May-17         | % CHANGE               | \$ CHANGE              | May-17         | % CHANGE               | \$ CHANGE              | May-17         | % CHANGE               |
|---|----------------|----------------|------------------------|------------------------|----------------|------------------------|------------------------|----------------|------------------------|
|   | BUDGET<br>FY17 | BUDGET<br>FY18 | BUDG FY17<br>BUDG FY18 | BUDG FY17<br>BUDG FY18 | BUDGET<br>FY19 | BUDG FY17<br>BUDG FY19 | BUDG FY17<br>BUDG FY19 | BUDGET<br>FY19 | BUDG FY17<br>BUDG FY19 |
| <b>SERVICES</b>                         |                |                |                        |                        |                |                        |                        |                |                        |
| 503011 Acting/Audit Fees                | -              | -              | 0.0%                   | -                      | -              | 0.0%                   | -                      | -              | 0.0%                   |
| 503012 Admin/Bank Fees                  | -              | -              | 0.0%                   | -                      | -              | 0.0%                   | -                      | -              | 0.0%                   |
| 503031 Prof/Technical Fees              | 21,800         | 55,900         | 156.4%                 | 34,100                 | 55,900         | 0.0%                   | -                      | -              | 0.0%                   |
| 503032 Legislative Services             | -              | -              | 0.0%                   | -                      | -              | 0.0%                   | -                      | -              | 0.0%                   |
| 503033 Legal Services                   | -              | -              | 0.0%                   | -                      | -              | 0.0%                   | -                      | -              | 0.0%                   |
| 503034 Pre-Employment Exams             | 5,000          | 5,500          | 10.0%                  | 500                    | 5,500          | 0.0%                   | -                      | -              | 0.0%                   |
| 503041 Temp Help                        | -              | -              | 0.0%                   | -                      | -              | 0.0%                   | -                      | -              | 0.0%                   |
| 503161 Custodial Services               | -              | -              | 0.0%                   | -                      | -              | 0.0%                   | -                      | -              | 0.0%                   |
| 503162 Uniforms/Laundry                 | -              | -              | 0.0%                   | -                      | -              | 0.0%                   | -                      | -              | 0.0%                   |
| 503171 Security Services                | -              | -              | 0.0%                   | -                      | -              | 0.0%                   | -                      | -              | 0.0%                   |
| 503221 Classified/Legal Ads             | 6,000          | 7,000          | 16.7%                  | 1,000                  | 7,000          | 0.0%                   | -                      | -              | 0.0%                   |
| 503222 Legal Ads                        | -              | -              | 0.0%                   | -                      | -              | 0.0%                   | -                      | -              | 0.0%                   |
| 503225 Graphic Services                 | -              | -              | 0.0%                   | -                      | -              | 0.0%                   | -                      | -              | 0.0%                   |
| 503351 Repair - Bldg & Impr             | -              | -              | 0.0%                   | -                      | -              | 0.0%                   | -                      | -              | 0.0%                   |
| 503352 Repair - Equipment               | -              | -              | 0.0%                   | -                      | -              | 0.0%                   | -                      | -              | 0.0%                   |
| 503353 Repair - Rev Vehicle             | -              | -              | 0.0%                   | -                      | -              | 0.0%                   | -                      | -              | 0.0%                   |
| 503354 Repair - Non Rev Vehicle         | -              | -              | 0.0%                   | -                      | -              | 0.0%                   | -                      | -              | 0.0%                   |
| 503363 Haz Mat Disposal                 | -              | -              | 0.0%                   | -                      | -              | 0.0%                   | -                      | -              | 0.0%                   |
| <b>Totals</b>                           | <b>32,800</b>  | <b>68,400</b>  | <b>108.5%</b>          | <b>35,600</b>          | <b>68,400</b>  | <b>0.0%</b>            | <b>35,600</b>          | <b>68,400</b>  | <b>0.0%</b>            |
| <b>MOBILE MATERIALS &amp; SUPPLIES</b>  |                |                |                        |                        |                |                        |                        |                |                        |
| 504011 Fuels & Lubricants - Non Rev Veh | -              | -              | 0.0%                   | -                      | -              | 0.0%                   | -                      | -              | 0.0%                   |
| 504012 Fuels & Lubricants - Rev Veh     | -              | -              | 0.0%                   | -                      | -              | 0.0%                   | -                      | -              | 0.0%                   |
| 504021 Tires & Tubes                    | -              | -              | 0.0%                   | -                      | -              | 0.0%                   | -                      | -              | 0.0%                   |
| 504161 Other Mobile Supplies            | -              | -              | 0.0%                   | -                      | -              | 0.0%                   | -                      | -              | 0.0%                   |
| 504191 Rev Vehicle Parts                | -              | -              | 0.0%                   | -                      | -              | 0.0%                   | -                      | -              | 0.0%                   |
| <b>Totals</b>                           | <b>-</b>       | <b>-</b>       | <b>0.0%</b>            | <b>-</b>               | <b>-</b>       | <b>0.0%</b>            | <b>-</b>               | <b>-</b>       | <b>0.0%</b>            |

# Attachment C

## SANTA CRUZ METROPOLITAN TRANSIT DISTRICT FY18 & FY19 OPERATING BUDGET Human Resources - 1400

| ACCOUNT                               | Jun-16         | May-17         | % CHANGE               | \$ CHANGE              | May-17         | % CHANGE               | \$ CHANGE              | Jun-16         | May-17         | % CHANGE               | \$ CHANGE              |
|---------------------------------------|----------------|----------------|------------------------|------------------------|----------------|------------------------|------------------------|----------------|----------------|------------------------|------------------------|
|                                       | BUDGET<br>FY17 | BUDGET<br>FY18 | BUDG FY17<br>BUDG FY18 | BUDG FY17<br>BUDG FY18 | BUDGET<br>FY19 | BUDG FY18<br>BUDG FY19 | BUDG FY18<br>BUDG FY19 | BUDGET<br>FY17 | BUDGET<br>FY18 | BUDG FY17<br>BUDG FY18 | BUDG FY17<br>BUDG FY18 |
| <b>OTHER MATERIALS &amp; SUPPLIES</b> |                |                |                        |                        |                |                        |                        |                |                |                        |                        |
| 504205 Freight Out                    | -              | -              | 0.0%                   | -                      | -              | 0.0%                   | -                      | -              | -              | 0.0%                   | -                      |
| 504211 Postage & Mailing              | -              | -              | 0.0%                   | -                      | -              | 0.0%                   | -                      | -              | -              | 0.0%                   | -                      |
| 504214 Promotional Items              | -              | -              | 0.0%                   | -                      | -              | 0.0%                   | -                      | -              | -              | 0.0%                   | -                      |
| 504215 Printing                       | -              | -              | 0.0%                   | -                      | 2,000          | 100.0%                 | 2,000                  | -              | -              | 0.0%                   | 2,000                  |
| 504217 Photo Supp/Process             | -              | -              | 0.0%                   | -                      | -              | 0.0%                   | -                      | -              | -              | 0.0%                   | -                      |
| 504311 Office Supplies                | -              | -              | 0.0%                   | -                      | -              | 0.0%                   | -                      | -              | -              | 0.0%                   | -                      |
| 504315 Safety Supplies                | -              | -              | 0.0%                   | -                      | -              | 0.0%                   | -                      | -              | -              | 0.0%                   | -                      |
| 504317 Cleaning Supplies              | -              | -              | 0.0%                   | -                      | -              | 0.0%                   | -                      | -              | -              | 0.0%                   | -                      |
| 504409 Repair/Maint Supplies          | -              | -              | 0.0%                   | -                      | -              | 0.0%                   | -                      | -              | -              | 0.0%                   | -                      |
| 504417 Tenant Repairs                 | -              | -              | 0.0%                   | -                      | -              | 0.0%                   | -                      | -              | -              | 0.0%                   | -                      |
| 504421 Non-Inventory Parts            | -              | -              | 0.0%                   | -                      | -              | 0.0%                   | -                      | -              | -              | 0.0%                   | -                      |
| 504511 Small Tools                    | -              | -              | 0.0%                   | -                      | -              | 0.0%                   | -                      | -              | -              | 0.0%                   | -                      |
| 504515 Employee Tool Replacement      | -              | -              | 0.0%                   | -                      | -              | 0.0%                   | -                      | -              | -              | 0.0%                   | -                      |
| <b>Totals</b>                         | -              | -              | 0.0%                   | -                      | 2,000          | 100.0%                 | 2,000                  | -              | -              | 0.0%                   | 2,000                  |
| <b>UTILITIES</b>                      |                |                |                        |                        |                |                        |                        |                |                |                        |                        |
| 505011 Gas & Electric                 | -              | -              | 0.0%                   | -                      | -              | 0.0%                   | -                      | -              | -              | 0.0%                   | -                      |
| 505021 Water & Garbage                | -              | -              | 0.0%                   | -                      | -              | 0.0%                   | -                      | -              | -              | 0.0%                   | -                      |
| 505031 Telecommunications             | -              | -              | 0.0%                   | -                      | -              | 0.0%                   | -                      | -              | -              | 0.0%                   | -                      |
| <b>Totals</b>                         | -              | -              | 0.0%                   | -                      | -              | 0.0%                   | -                      | -              | -              | 0.0%                   | -                      |
| <b>CASUALTY &amp; LIABILITY</b>       |                |                |                        |                        |                |                        |                        |                |                |                        |                        |
| 506011 Insurance - Property           | -              | -              | 0.0%                   | -                      | -              | 0.0%                   | -                      | -              | -              | 0.0%                   | -                      |
| 506015 Insurance - PL/PD              | -              | -              | 0.0%                   | -                      | -              | 0.0%                   | -                      | -              | -              | 0.0%                   | -                      |
| 506021 Insurance - Other              | -              | -              | 0.0%                   | -                      | -              | 0.0%                   | -                      | -              | -              | 0.0%                   | -                      |
| 506123 Settlement Costs               | -              | -              | 0.0%                   | -                      | -              | 0.0%                   | -                      | -              | -              | 0.0%                   | -                      |
| 506127 Repairs - District Prop        | -              | -              | 0.0%                   | -                      | -              | 0.0%                   | -                      | -              | -              | 0.0%                   | -                      |
| <b>Totals</b>                         | -              | -              | 0.0%                   | -                      | -              | 0.0%                   | -                      | -              | -              | 0.0%                   | -                      |

# Attachment C

## SANTA CRUZ METROPOLITAN TRANSIT DISTRICT FY18 & FY19 OPERATING BUDGET Human Resources - 1400

| ACCOUNT                             | Jun-16<br>BUDGET<br>FY17 | May-17<br>BUDGET<br>FY18 | % CHANGE<br>BUDG FY17<br>BUDG FY18 | \$ CHANGE<br>BUDG FY17<br>BUDG FY18 | May-17<br>BUDGET<br>FY19 | % CHANGE<br>BUDG FY18<br>BUDG FY19 | \$ CHANGE<br>BUDG FY18<br>BUDG FY19 |
|-------------------------------------|--------------------------|--------------------------|------------------------------------|-------------------------------------|--------------------------|------------------------------------|-------------------------------------|
| <b>TAXES</b>                        |                          |                          |                                    |                                     |                          |                                    |                                     |
| 507051 Fuel Tax                     | -                        | -                        | 0.0%                               | -                                   | -                        | 0.0%                               | -                                   |
| 507201 Licenses & Permits           | -                        | -                        | 0.0%                               | -                                   | -                        | 0.0%                               | -                                   |
| 507999 Other Taxes                  | -                        | -                        | 0.0%                               | -                                   | -                        | 0.0%                               | -                                   |
| <b>Totals</b>                       | <b>-</b>                 | <b>-</b>                 | <b>0.0%</b>                        | <b>-</b>                            | <b>-</b>                 | <b>0.0%</b>                        | <b>-</b>                            |
| <b>PURCHASED TRANS.</b>             |                          |                          |                                    |                                     |                          |                                    |                                     |
| 503406 Contract/Paratransit         | -                        | -                        | 0.0%                               | -                                   | -                        | 0.0%                               | -                                   |
| <b>Totals</b>                       | <b>-</b>                 | <b>-</b>                 | <b>0.0%</b>                        | <b>-</b>                            | <b>-</b>                 | <b>0.0%</b>                        | <b>-</b>                            |
| <b>MISC EXPENSE</b>                 |                          |                          |                                    |                                     |                          |                                    |                                     |
| 509011 Dues/Subscriptions           | 1,800                    | 2,350                    | 30.6%                              | 550                                 | 2,350                    | 0.0%                               | -                                   |
| 509081 Advertising - District Promo | -                        | -                        | 0.0%                               | -                                   | -                        | 0.0%                               | -                                   |
| 509101 Employee Incentive Program   | -                        | -                        | 0.0%                               | -                                   | -                        | 0.0%                               | -                                   |
| 509121 Employee Training            | 24,000                   | 24,000                   | 0.0%                               | -                                   | 24,000                   | 0.0%                               | -                                   |
| 509122 BOD Travel                   | -                        | -                        | 0.0%                               | -                                   | -                        | 0.0%                               | -                                   |
| 509123 Travel                       | 6,260                    | 2,500                    | -60.1%                             | (3,760)                             | 2,500                    | 0.0%                               | -                                   |
| 509125 Local Meeting Expense        | 20                       | 300                      | 1400.0%                            | 280                                 | 300                      | 0.0%                               | -                                   |
| 509127 Board Director Fees          | -                        | -                        | 0.0%                               | -                                   | -                        | 0.0%                               | -                                   |
| 509150 Contributions                | -                        | -                        | 0.0%                               | -                                   | -                        | 0.0%                               | -                                   |
| 509198 Cash Over/Short              | -                        | -                        | 0.0%                               | -                                   | -                        | 0.0%                               | -                                   |
| 509999 Other Misc Expense           | -                        | -                        | 0.0%                               | -                                   | -                        | 0.0%                               | -                                   |
| <b>Totals</b>                       | <b>32,080</b>            | <b>29,150</b>            | <b>-9.1%</b>                       | <b>(2,930)</b>                      | <b>29,150</b>            | <b>0.0%</b>                        | <b>-</b>                            |
| <b>LEASES &amp; RENTALS</b>         |                          |                          |                                    |                                     |                          |                                    |                                     |
| 512011 Facility Lease               | -                        | -                        | 0.0%                               | -                                   | -                        | 0.0%                               | -                                   |
| 512061 Equipment Rental             | -                        | -                        | 0.0%                               | -                                   | -                        | 0.0%                               | -                                   |
| <b>Totals</b>                       | <b>-</b>                 | <b>-</b>                 | <b>0.0%</b>                        | <b>-</b>                            | <b>-</b>                 | <b>0.0%</b>                        | <b>-</b>                            |
| <b>PERSONNEL TOTAL</b>              | <b>624,108</b>           | <b>654,128</b>           | <b>4.8%</b>                        | <b>30,020</b>                       | <b>684,580</b>           | <b>4.7%</b>                        | <b>30,452</b>                       |
| <b>NON-PERSONNEL TOTAL</b>          | <b>64,880</b>            | <b>97,550</b>            | <b>50.4%</b>                       | <b>32,670</b>                       | <b>99,550</b>            | <b>2.1%</b>                        | <b>2,000</b>                        |
| <b>DEPARTMENT TOTALS</b>            | <b>688,988</b>           | <b>751,677</b>           | <b>9.1%</b>                        | <b>62,689</b>                       | <b>784,129</b>           | <b>4.3%</b>                        | <b>32,452</b>                       |

**SANTA CRUZ METROPOLITAN TRANSIT DISTRICT**  
**FY18 & FY19 OPERATING BUDGET**  
 Information Technology - 1500

| ACCOUNT                             | Jun-16         | May-17         | % CHANGE               | \$ CHANGE              | May-17         | % CHANGE               | \$ CHANGE              | Jun-16         |
|-------------------------------------|----------------|----------------|------------------------|------------------------|----------------|------------------------|------------------------|----------------|
|                                     | BUDGET<br>FY17 | BUDGET<br>FY18 | BUDG FY17<br>BUDG FY18 | BUDG FY17<br>BUDG FY18 | BUDGET<br>FY19 | BUDG FY18<br>BUDG FY19 | BUDG FY18<br>BUDG FY19 | BUDGET<br>FY18 |
| <b>LABOR</b>                        |                |                |                        |                        |                |                        |                        |                |
| 501011 Bus Operator Pay             | -              | -              | 0.0%                   | -                      | -              | 0.0%                   | -                      | -              |
| 501013 Bus Operator OT              | -              | -              | 0.0%                   | -                      | -              | 0.0%                   | -                      | -              |
| 501021 Other Salaries               | 402,369        | 410,649        | 2.1%                   | 8,280                  | 414,329        | 0.9%                   | 3,680                  | 3,680          |
| 501023 Other OT                     | 1,512          | 1,627          | 7.6%                   | 114                    | 1,641          | 0.9%                   | 15                     | 15             |
| <b>Totals</b>                       | <b>403,881</b> | <b>412,276</b> | <b>2.1%</b>            | <b>8,395</b>           | <b>415,970</b> | <b>0.9%</b>            | <b>3,694</b>           | <b>3,694</b>   |
| <b>FRINGE BENEFITS</b>              |                |                |                        |                        |                |                        |                        |                |
| 502011 Medicare/Soc. Sec.           | 6,967          | 7,429          | 6.6%                   | 462                    | 7,496          | 0.9%                   | 67                     | 67             |
| 502021 Retirement                   | 108,245        | 121,547        | 12.3%                  | 13,303                 | 129,340        | 6.4%                   | 7,793                  | 7,793          |
| 502031 Medical Ins                  | 125,907        | 121,429        | -3.6%                  | (4,479)                | 127,500        | 5.0%                   | 6,071                  | 6,071          |
| 502041 Dental Ins                   | 7,336          | 6,637          | -9.5%                  | (699)                  | 6,836          | 3.0%                   | 199                    | 199            |
| 502045 Vision Ins                   | 1,601          | 1,649          | 3.0%                   | 48                     | 1,698          | 3.0%                   | 49                     | 49             |
| 502051 Life Ins/AD&D                | 982            | 828            | -15.7%                 | (154)                  | 853            | 3.0%                   | 25                     | 25             |
| 502060 State Disability Ins (SDI)   | 4,311          | 4,258          | -1.2%                  | (53)                   | 4,490          | 5.5%                   | 232                    | 232            |
| 502061 Long Term Disability Ins     | 3,117          | 3,739          | 20.0%                  | 623                    | 3,891          | 4.0%                   | 151                    | 151            |
| 502071 State Unemployment Ins (SUI) | 1,182          | 875            | -26.0%                 | (307)                  | 835            | -4.5%                  | (40)                   | (40)           |
| 502081 Worker's Comp Ins            | 12,537         | 14,076         | 12.3%                  | 1,539                  | 14,498         | 3.0%                   | 422                    | 422            |
| 502101 Holiday Pay                  | 14,737         | 15,714         | 6.6%                   | 977                    | 15,855         | 0.9%                   | 141                    | 141            |
| 502103 Floating Holiday             | 14,190         | 14,896         | 5.0%                   | 706                    | 15,090         | 1.3%                   | 194                    | 194            |
| 502109 Sick Leave                   | 22,106         | 23,571         | 6.6%                   | 1,465                  | 23,783         | 0.9%                   | 212                    | 212            |
| 502111 Annual Leave                 | 53,102         | 42,190         | -20.6%                 | (10,913)               | 42,525         | 0.8%                   | 336                    | 336            |
| 502121 Other Paid Absence           | 3,454          | 3,683          | 6.6%                   | 229                    | 3,716          | 0.9%                   | 33                     | 33             |
| 502251 Phys. Exams                  | -              | -              | 0.0%                   | -                      | -              | 0.0%                   | -                      | -              |
| 502253 Driver Lic Renewal           | -              | -              | 0.0%                   | -                      | -              | 0.0%                   | -                      | -              |
| 502999 Other Fringe Benefits        | 5,994          | 5,989          | -0.1%                  | (5)                    | 5,993          | 0.1%                   | 4                      | 4              |
| <b>Totals</b>                       | <b>385,768</b> | <b>388,509</b> | <b>0.7%</b>            | <b>2,741</b>           | <b>404,401</b> | <b>4.1%</b>            | <b>15,892</b>          | <b>15,892</b>  |

# Attachment C

## SANTA CRUZ METROPOLITAN TRANSIT DISTRICT FY18 & FY19 OPERATING BUDGET Information Technology - 1500

| ACCOUNT                                 | Jun-16         | May-17         | % CHANGE               | \$ CHANGE              | May-17         | % CHANGE               | \$ CHANGE              | BUDG FY18 | BUDG FY19 | % CHANGE               | \$ CHANGE              |
|---|----------------|----------------|------------------------|------------------------|----------------|------------------------|------------------------|-----------|-----------|------------------------|------------------------|
|   | BUDGET<br>FY17 | BUDGET<br>FY18 | BUDG FY17<br>BUDG FY18 | BUDG FY17<br>BUDG FY18 | BUDGET<br>FY19 | BUDG FY18<br>BUDG FY19 | BUDG FY18<br>BUDG FY19 | BUDG FY18 | BUDG FY19 | BUDG FY18<br>BUDG FY19 | BUDG FY18<br>BUDG FY19 |
| <b>SERVICES</b>                         |                |                |                        |                        |                |                        |                        |           |           |                        |                        |
| 503011 Acting/Audit Fees                | -              | -              | 0.0%                   | -                      | -              | 0.0%                   | -                      | -         | -         | 0.0%                   | -                      |
| 503012 Admin/Bank Fees                  | -              | -              | 0.0%                   | -                      | -              | 0.0%                   | -                      | -         | -         | 0.0%                   | -                      |
| 503031 Prof/Technical Fees              | 16,375         | 16,400         | 0.2%                   | 25                     | 6,400          | -61.0%                 | (10,000)               | -         | -         | -                      | (10,000)               |
| 503032 Legislative Services             | -              | -              | 0.0%                   | -                      | -              | 0.0%                   | -                      | -         | -         | 0.0%                   | -                      |
| 503033 Legal Services                   | -              | -              | 0.0%                   | -                      | -              | 0.0%                   | -                      | -         | -         | 0.0%                   | -                      |
| 503034 Pre-Employment Exams             | -              | -              | 0.0%                   | -                      | -              | 0.0%                   | -                      | -         | -         | 0.0%                   | -                      |
| 503041 Temp Help                        | -              | -              | 0.0%                   | -                      | -              | 0.0%                   | -                      | -         | -         | 0.0%                   | -                      |
| 503161 Custodial Services               | -              | -              | 0.0%                   | -                      | -              | 0.0%                   | -                      | -         | -         | 0.0%                   | -                      |
| 503162 Uniforms/Laundry                 | -              | -              | 0.0%                   | -                      | -              | 0.0%                   | -                      | -         | -         | 0.0%                   | -                      |
| 503171 Security Services                | -              | -              | 0.0%                   | -                      | -              | 0.0%                   | -                      | -         | -         | 0.0%                   | -                      |
| 503221 Classified/Legal Ads             | -              | -              | 0.0%                   | -                      | -              | 0.0%                   | -                      | -         | -         | 0.0%                   | -                      |
| 503222 Legal Ads                        | -              | -              | 0.0%                   | -                      | -              | 0.0%                   | -                      | -         | -         | 0.0%                   | -                      |
| 503225 Graphic Services                 | -              | -              | 0.0%                   | -                      | -              | 0.0%                   | -                      | -         | -         | 0.0%                   | -                      |
| 503351 Repair - Bldg & Impr             | -              | -              | 0.0%                   | -                      | -              | 0.0%                   | -                      | -         | -         | 0.0%                   | -                      |
| 503352 Repair - Equipment               | 266,660        | 295,800        | 10.9%                  | 29,140                 | 306,600        | 3.7%                   | 10,800                 | -         | -         | -                      | 10,800                 |
| 503353 Repair - Rev Vehicle             | -              | -              | 0.0%                   | -                      | -              | 0.0%                   | -                      | -         | -         | 0.0%                   | -                      |
| 503354 Repair - Non Rev Vehicle         | -              | -              | 0.0%                   | -                      | -              | 0.0%                   | -                      | -         | -         | 0.0%                   | -                      |
| 503363 Haz Mat Disposal                 | -              | -              | 0.0%                   | -                      | -              | 0.0%                   | -                      | -         | -         | 0.0%                   | -                      |
| <b>Totals</b>                           | <b>283,035</b> | <b>312,200</b> | <b>10.3%</b>           | <b>29,165</b>          | <b>313,000</b> | <b>0.3%</b>            | <b>800</b>             |           |           |                        |                        |
| <b>MOBILE MATERIALS &amp; SUPPLIES</b>  |                |                |                        |                        |                |                        |                        |           |           |                        |                        |
| 504011 Fuels & Lubricants - Non Rev Veh | -              | -              | 0.0%                   | -                      | -              | 0.0%                   | -                      | -         | -         | 0.0%                   | -                      |
| 504012 Fuels & Lubricants - Rev Veh     | -              | -              | 0.0%                   | -                      | -              | 0.0%                   | -                      | -         | -         | 0.0%                   | -                      |
| 504021 Tires & Tubes                    | -              | -              | 0.0%                   | -                      | -              | 0.0%                   | -                      | -         | -         | 0.0%                   | -                      |
| 504161 Other Mobile Supplies            | -              | -              | 0.0%                   | -                      | -              | 0.0%                   | -                      | -         | -         | 0.0%                   | -                      |
| 504191 Rev Vehicle Parts                | -              | -              | 0.0%                   | -                      | -              | 0.0%                   | -                      | -         | -         | 0.0%                   | -                      |
| <b>Totals</b>                           | <b>-</b>       | <b>-</b>       | <b>0.0%</b>            | <b>-</b>               | <b>-</b>       | <b>0.0%</b>            | <b>-</b>               |           |           |                        |                        |



# Attachment C

## SANTA CRUZ METROPOLITAN TRANSIT DISTRICT FY18 & FY19 OPERATING BUDGET Information Technology - 1500

| ACCOUNT                               | Jun-16         | May-17         | % CHANGE               | \$ CHANGE              | May-17         | % CHANGE               | \$ CHANGE              | May-17         | % CHANGE               |
|---------------------------------------|----------------|----------------|------------------------|------------------------|----------------|------------------------|------------------------|----------------|------------------------|
|                                       | BUDGET<br>FY17 | BUDGET<br>FY18 | BUDG FY17<br>BUDG FY18 | BUDG FY17<br>BUDG FY18 | BUDGET<br>FY19 | BUDG FY18<br>BUDG FY19 | BUDG FY18<br>BUDG FY19 | BUDGET<br>FY19 | BUDG FY18<br>BUDG FY19 |
| <b>OTHER MATERIALS &amp; SUPPLIES</b> |                |                |                        |                        |                |                        |                        |                |                        |
| 504205 Freight Out                    | -              | -              | 0.0%                   | -                      | -              | 0.0%                   | -                      | -              | 0.0%                   |
| 504211 Postage & Mailing              | -              | -              | 0.0%                   | -                      | -              | 0.0%                   | -                      | -              | 0.0%                   |
| 504214 Promotional Items              | -              | -              | 0.0%                   | -                      | -              | 0.0%                   | -                      | -              | 0.0%                   |
| 504215 Printing                       | -              | -              | 0.0%                   | -                      | -              | 0.0%                   | -                      | -              | 0.0%                   |
| 504217 Photo Supp/Process             | -              | -              | 0.0%                   | -                      | -              | 0.0%                   | -                      | -              | 0.0%                   |
| 504311 Office Supplies                | 30,800         | 30,800         | 0.0%                   | -                      | 30,800         | 0.0%                   | -                      | 30,800         | 0.0%                   |
| 504315 Safety Supplies                | -              | -              | 0.0%                   | -                      | -              | 0.0%                   | -                      | -              | 0.0%                   |
| 504317 Cleaning Supplies              | -              | -              | 0.0%                   | -                      | -              | 0.0%                   | -                      | -              | 0.0%                   |
| 504409 Repair/Maint Supplies          | -              | -              | 0.0%                   | -                      | -              | 0.0%                   | -                      | -              | 0.0%                   |
| 504417 Tenant Repairs                 | -              | -              | 0.0%                   | -                      | -              | 0.0%                   | -                      | -              | 0.0%                   |
| 504421 Non-Inventory Parts            | -              | -              | 0.0%                   | -                      | -              | 0.0%                   | -                      | -              | 0.0%                   |
| 504511 Small Tools                    | -              | -              | 0.0%                   | -                      | -              | 0.0%                   | -                      | -              | 0.0%                   |
| 504515 Employee Tool Replacement      | -              | -              | 0.0%                   | -                      | -              | 0.0%                   | -                      | -              | 0.0%                   |
| <b>Totals</b>                         | <b>30,800</b>  | <b>30,800</b>  | <b>0.0%</b>            | <b>-</b>               | <b>30,800</b>  | <b>0.0%</b>            | <b>-</b>               | <b>30,800</b>  | <b>0.0%</b>            |
| <b>UTILITIES</b>                      |                |                |                        |                        |                |                        |                        |                |                        |
| 505011 Gas & Electric                 | -              | -              | 0.0%                   | -                      | -              | 0.0%                   | -                      | -              | 0.0%                   |
| 505021 Water & Garbage                | -              | -              | 0.0%                   | -                      | -              | 0.0%                   | -                      | -              | 0.0%                   |
| 505031 Telecommunications             | -              | -              | 0.0%                   | -                      | -              | 0.0%                   | -                      | -              | 0.0%                   |
| <b>Totals</b>                         | <b>-</b>       | <b>-</b>       | <b>0.0%</b>            | <b>-</b>               | <b>-</b>       | <b>0.0%</b>            | <b>-</b>               | <b>-</b>       | <b>0.0%</b>            |
| <b>CASUALTY &amp; LIABILITY</b>       |                |                |                        |                        |                |                        |                        |                |                        |
| 506011 Insurance - Property           | -              | -              | 0.0%                   | -                      | -              | 0.0%                   | -                      | -              | 0.0%                   |
| 506015 Insurance - PL/PD              | -              | -              | 0.0%                   | -                      | -              | 0.0%                   | -                      | -              | 0.0%                   |
| 506021 Insurance - Other              | -              | -              | 0.0%                   | -                      | -              | 0.0%                   | -                      | -              | 0.0%                   |
| 506123 Settlement Costs               | -              | -              | 0.0%                   | -                      | -              | 0.0%                   | -                      | -              | 0.0%                   |
| 506127 Repairs - District Prop        | -              | -              | 0.0%                   | -                      | -              | 0.0%                   | -                      | -              | 0.0%                   |
| <b>Totals</b>                         | <b>-</b>       | <b>-</b>       | <b>0.0%</b>            | <b>-</b>               | <b>-</b>       | <b>0.0%</b>            | <b>-</b>               | <b>-</b>       | <b>0.0%</b>            |

**SANTA CRUZ METROPOLITAN TRANSIT DISTRICT**  
**FY18 & FY19 OPERATING BUDGET**  
 Information Technology - 1500

| ACCOUNT                             | Jun-16         | May-17         | % CHANGE               | \$ CHANGE              | May-17         | % CHANGE               | \$ CHANGE              | BUDG FY18 | BUDG FY19 | % CHANGE               | \$ CHANGE              |
|-------------------------------------|----------------|----------------|------------------------|------------------------|----------------|------------------------|------------------------|-----------|-----------|------------------------|------------------------|
|                                     | BUDGET<br>FY17 | BUDGET<br>FY18 | BUDG FY17<br>BUDG FY18 | BUDG FY17<br>BUDG FY18 | BUDGET<br>FY19 | BUDG FY18<br>BUDG FY19 | BUDG FY18<br>BUDG FY19 | BUDG FY18 | BUDG FY19 | BUDG FY18<br>BUDG FY19 | BUDG FY18<br>BUDG FY19 |
| <b>TAXES</b>                        |                |                |                        |                        |                |                        |                        |           |           |                        |                        |
| 507051 Fuel Tax                     | -              | -              | 0.0%                   | -                      | -              | 0.0%                   | -                      | -         | -         | 0.0%                   | -                      |
| 507201 Licenses & Permits           | -              | -              | 0.0%                   | -                      | -              | 0.0%                   | -                      | -         | -         | 0.0%                   | -                      |
| 507999 Other Taxes                  | -              | -              | 0.0%                   | -                      | -              | 0.0%                   | -                      | -         | -         | 0.0%                   | -                      |
| <b>Totals</b>                       | -              | -              | 0.0%                   | -                      | -              | 0.0%                   | -                      | -         | -         | 0.0%                   | -                      |
| <b>PURCHASED TRANS.</b>             |                |                |                        |                        |                |                        |                        |           |           |                        |                        |
| 503406 Contract/Paratransit         | -              | -              | 0.0%                   | -                      | -              | 0.0%                   | -                      | -         | -         | 0.0%                   | -                      |
| <b>Totals</b>                       | -              | -              | 0.0%                   | -                      | -              | 0.0%                   | -                      | -         | -         | 0.0%                   | -                      |
| <b>MISC EXPENSE</b>                 |                |                |                        |                        |                |                        |                        |           |           |                        |                        |
| 509011 Dues/Subscriptions           | -              | -              | 0.0%                   | -                      | -              | 0.0%                   | -                      | -         | -         | 0.0%                   | -                      |
| 509081 Advertising - District Promo | -              | -              | 0.0%                   | -                      | -              | 0.0%                   | -                      | -         | -         | 0.0%                   | -                      |
| 509101 Employee Incentive Program   | -              | -              | 0.0%                   | -                      | -              | 0.0%                   | -                      | -         | -         | 0.0%                   | -                      |
| 509121 Employee Training            | 2,000          | 1,100          | -45.0%                 | (900)                  | 1,100          | 0.0%                   | -                      | -         | 1,100     | 0.0%                   | -                      |
| 509122 BOD Travel                   | -              | -              | 0.0%                   | -                      | -              | 0.0%                   | -                      | -         | -         | 0.0%                   | -                      |
| 509123 Travel                       | 1,000          | 2,000          | 100.0%                 | 1,000                  | 2,000          | 0.0%                   | -                      | -         | 2,000     | 0.0%                   | -                      |
| 509125 Local Meeting Expense        | -              | -              | 0.0%                   | -                      | -              | 0.0%                   | -                      | -         | -         | 0.0%                   | -                      |
| 509127 Board Director Fees          | -              | -              | 0.0%                   | -                      | -              | 0.0%                   | -                      | -         | -         | 0.0%                   | -                      |
| 509150 Contributions                | -              | -              | 0.0%                   | -                      | -              | 0.0%                   | -                      | -         | -         | 0.0%                   | -                      |
| 509198 Cash Over/Short              | -              | -              | 0.0%                   | -                      | -              | 0.0%                   | -                      | -         | -         | 0.0%                   | -                      |
| 509999 Other Misc Expense           | -              | -              | 0.0%                   | -                      | -              | 0.0%                   | -                      | -         | -         | 0.0%                   | -                      |
| <b>Totals</b>                       | 3,000          | 3,100          | 3.3%                   | 100                    | 3,100          | 0.0%                   | -                      | -         | 3,100     | 0.0%                   | -                      |
| <b>LEASES &amp; RENTALS</b>         |                |                |                        |                        |                |                        |                        |           |           |                        |                        |
| 512011 Facility Lease               | -              | -              | 0.0%                   | -                      | -              | 0.0%                   | -                      | -         | -         | 0.0%                   | -                      |
| 512061 Equipment Rental             | -              | -              | 0.0%                   | -                      | -              | 0.0%                   | -                      | -         | -         | 0.0%                   | -                      |
| <b>Totals</b>                       | -              | -              | 0.0%                   | -                      | -              | 0.0%                   | -                      | -         | -         | 0.0%                   | -                      |
| <b>PERSONNEL TOTAL</b>              |                |                |                        |                        |                |                        |                        |           |           |                        |                        |
|                                     | 789,649        | 800,785        | 1.4%                   | 11,136                 | 820,371        | 2.4%                   | -                      | -         | 19,586    | 2.4%                   | 19,586                 |
| <b>NON-PERSONNEL TOTAL</b>          |                |                |                        |                        |                |                        |                        |           |           |                        |                        |
|                                     | 316,835        | 346,100        | 9.2%                   | 29,265                 | 346,900        | 0.2%                   | -                      | -         | 800       | 0.2%                   | 800                    |
| <b>DEPARTMENT TOTALS</b>            |                |                |                        |                        |                |                        |                        |           |           |                        |                        |
|                                     | 1,106,484      | 1,146,885      | 3.7%                   | 40,401                 | 1,167,271      | 1.8%                   | -                      | -         | 20,386    | 1.8%                   | 20,386                 |

**SANTA CRUZ METROPOLITAN TRANSIT DISTRICT**  
**FY18 & FY19 OPERATING BUDGET**  
 Planning, Grants, Governmental Affairs - 1600

| ACCOUNT                             | Jun-16         | May-17         | % CHANGE               | \$ CHANGE              | May-17         | % CHANGE               | \$ CHANGE              |
|-------------------------------------|----------------|----------------|------------------------|------------------------|----------------|------------------------|------------------------|
|                                     | BUDGET<br>FY17 | BUDGET<br>FY18 | BUDG FY17<br>BUDG FY18 | BUDG FY17<br>BUDG FY18 | BUDGET<br>FY19 | BUDG FY18<br>BUDG FY19 | BUDG FY18<br>BUDG FY19 |
| <b>LABOR</b>                        |                |                |                        |                        |                |                        |                        |
| 501011 Bus Operator Pay             | -              | -              | 0.0%                   | -                      | -              | 0.0%                   | -                      |
| 501013 Bus Operator OT              | -              | -              | 0.0%                   | -                      | -              | 0.0%                   | -                      |
| 501021 Other Salaries               | 373,413        | 368,945        | -1.2%                  | (4,468)                | 377,607        | 2.3%                   | 8,662                  |
| 501023 Other OT                     | 10,006         | 10,000         | -0.1%                  | (6)                    | 10,235         | 2.3%                   | 235                    |
| <b>Totals</b>                       | <b>383,419</b> | <b>378,945</b> | <b>-1.2%</b>           | <b>(4,474)</b>         | <b>387,842</b> | <b>2.3%</b>            | <b>8,897</b>           |
| <b>FRINGE BENEFITS</b>              |                |                |                        |                        |                |                        |                        |
| 502011 Medicare/Soc. Sec.           | 6,761          | 6,757          | -0.1%                  | (4)                    | 6,915          | 2.3%                   | 158                    |
| 502021 Retirement                   | 103,117        | 108,534        | 5.3%                   | 5,417                  | 117,130        | 7.9%                   | 8,596                  |
| 502031 Medical Ins                  | 133,887        | 130,053        | -2.9%                  | (3,834)                | 136,014        | 4.6%                   | 5,961                  |
| 502041 Dental Ins                   | 8,974          | 7,435          | -17.2%                 | (1,539)                | 7,658          | 3.0%                   | 223                    |
| 502045 Vision Ins                   | 1,601          | 1,649          | 3.0%                   | 48                     | 1,698          | 3.0%                   | 49                     |
| 502051 Life Ins/AD&D                | 689            | 621            | -9.9%                  | (68)                   | 640            | 3.0%                   | 19                     |
| 502060 State Disability Ins (SDI)   | 4,246          | 3,917          | -7.8%                  | (329)                  | 4,166          | 6.4%                   | 249                    |
| 502061 Long Term Disability Ins     | 2,863          | 2,979          | 4.1%                   | 116                    | 3,068          | 3.0%                   | 89                     |
| 502071 State Unemployment Ins (SUI) | 1,182          | 875            | -26.0%                 | (307)                  | 928            | 6.1%                   | 53                     |
| 502081 Worker's Comp Ins            | 16,298         | 14,076         | -13.6%                 | (2,222)                | 14,498         | 3.0%                   | 422                    |
| 502101 Holiday Pay                  | 13,018         | 13,680         | 5.1%                   | 662                    | 14,007         | 2.4%                   | 327                    |
| 502103 Floating Holiday             | 5,479          | 5,868          | 7.1%                   | 389                    | 5,867          | 0.0%                   | (1)                    |
| 502109 Sick Leave                   | 19,527         | 20,520         | 5.1%                   | 993                    | 21,011         | 2.4%                   | 491                    |
| 502111 Annual Leave                 | 41,780         | 43,807         | 4.9%                   | 2,027                  | 44,881         | 2.5%                   | 1,073                  |
| 502121 Other Paid Absence           | 3,051          | 3,206          | 5.1%                   | 155                    | 3,283          | 2.4%                   | 77                     |
| 502251 Phys. Exams                  | -              | -              | 0.0%                   | -                      | -              | 0.0%                   | -                      |
| 502253 Driver Lic Renewal           | -              | -              | 0.0%                   | -                      | -              | 0.0%                   | -                      |
| 502999 Other Fringe Benefits        | 2,089          | 2,089          | 0.0%                   | (0)                    | 2,093          | 0.2%                   | 4                      |
| <b>Totals</b>                       | <b>364,563</b> | <b>366,067</b> | <b>0.4%</b>            | <b>1,503</b>           | <b>383,858</b> | <b>4.9%</b>            | <b>17,791</b>          |

# Attachment C

## SANTA CRUZ METROPOLITAN TRANSIT DISTRICT FY18 & FY19 OPERATING BUDGET Planning, Grants, Governmental Affairs - 1600

| ACCOUNT                                 | Jun-16         | May-17         | % CHANGE               | \$ CHANGE              | May-17         | % CHANGE               | \$ CHANGE              |
|---|----------------|----------------|------------------------|------------------------|----------------|------------------------|------------------------|
|   | BUDGET<br>FY17 | BUDGET<br>FY18 | BUDG FY17<br>BUDG FY18 | BUDG FY17<br>BUDG FY18 | BUDGET<br>FY19 | BUDG FY18<br>BUDG FY19 | BUDG FY18<br>BUDG FY19 |
| <b>SERVICES</b>                         |                |                |                        |                        |                |                        |                        |
| 503011 Acting/Audit Fees                | -              | -              | 0.0%                   | -                      | -              | 0.0%                   | -                      |
| 503012 Admin/Bank Fees                  | -              | -              | 0.0%                   | -                      | -              | 0.0%                   | -                      |
| 503031 Prof/Technical Fees              | 74,079         | 379,079        | 411.7%                 | 305,000                | 70,000         | -81.5%                 | (309,079)              |
| 503032 Legislative Services             | -              | -              | 0.0%                   | -                      | -              | 0.0%                   | -                      |
| 503033 Legal Services                   | -              | -              | 0.0%                   | -                      | -              | 0.0%                   | -                      |
| 503034 Pre-Employment Exams             | -              | -              | 0.0%                   | -                      | -              | 0.0%                   | -                      |
| 503041 Temp Help                        | -              | -              | 0.0%                   | -                      | -              | 0.0%                   | -                      |
| 503161 Custodial Services               | -              | -              | 0.0%                   | -                      | -              | 0.0%                   | -                      |
| 503162 Uniforms/Laundry                 | -              | -              | 0.0%                   | -                      | -              | 0.0%                   | -                      |
| 503171 Security Services                | -              | -              | 0.0%                   | -                      | -              | 0.0%                   | -                      |
| 503221 Classified/Legal Ads             | -              | -              | 0.0%                   | -                      | -              | 0.0%                   | -                      |
| 503222 Legal Ads                        | -              | -              | 0.0%                   | -                      | -              | 0.0%                   | -                      |
| 503225 Graphic Services                 | -              | -              | 0.0%                   | -                      | -              | 0.0%                   | -                      |
| 503351 Repair - Bldg & Impr             | -              | -              | 0.0%                   | -                      | -              | 0.0%                   | -                      |
| 503352 Repair - Equipment               | -              | -              | 0.0%                   | -                      | -              | 0.0%                   | -                      |
| 503353 Repair - Rev Vehicle             | -              | -              | 0.0%                   | -                      | -              | 0.0%                   | -                      |
| 503354 Repair - Non Rev Vehicle         | -              | -              | 0.0%                   | -                      | -              | 0.0%                   | -                      |
| 503363 Haz Mat Disposal                 | -              | -              | 0.0%                   | -                      | -              | 0.0%                   | -                      |
| <b>Totals</b>                           | <b>74,079</b>  | <b>379,079</b> | <b>411.7%</b>          | <b>305,000</b>         | <b>70,000</b>  | <b>-81.5%</b>          | <b>(309,079)</b>       |
| <b>MOBILE MATERIALS &amp; SUPPLIES</b>  |                |                |                        |                        |                |                        |                        |
| 504011 Fuels & Lubricants - Non Rev Veh | -              | -              | 0.0%                   | -                      | -              | 0.0%                   | -                      |
| 504012 Fuels & Lubricants - Rev Veh     | -              | -              | 0.0%                   | -                      | -              | 0.0%                   | -                      |
| 504021 Tires & Tubes                    | -              | -              | 0.0%                   | -                      | -              | 0.0%                   | -                      |
| 504161 Other Mobile Supplies            | -              | -              | 0.0%                   | -                      | -              | 0.0%                   | -                      |
| 504191 Rev Vehicle Parts                | -              | -              | 0.0%                   | -                      | -              | 0.0%                   | -                      |
| <b>Totals</b>                           | <b>-</b>       | <b>-</b>       | <b>0.0%</b>            | <b>-</b>               | <b>-</b>       | <b>0.0%</b>            | <b>-</b>               |

# Attachment C

## SANTA CRUZ METROPOLITAN TRANSIT DISTRICT FY18 & FY19 OPERATING BUDGET Planning, Grants, Governmental Affairs - 1600

| ACCOUNT                               | Jun-16         | May-17         | % CHANGE               | \$ CHANGE              | May-17         | % CHANGE               | \$ CHANGE              | Jun-16    | May-17    | % CHANGE               | \$ CHANGE              |
|---------------------------------------|----------------|----------------|------------------------|------------------------|----------------|------------------------|------------------------|-----------|-----------|------------------------|------------------------|
|                                       | BUDGET<br>FY17 | BUDGET<br>FY18 | BUDG FY17<br>BUDG FY18 | BUDG FY17<br>BUDG FY18 | BUDGET<br>FY19 | BUDG FY18<br>BUDG FY19 | BUDG FY18<br>BUDG FY19 | BUDG FY18 | BUDG FY19 | BUDG FY18<br>BUDG FY19 | BUDG FY18<br>BUDG FY19 |
| <b>OTHER MATERIALS &amp; SUPPLIES</b> |                |                |                        |                        |                |                        |                        |           |           |                        |                        |
| 504205 Freight Out                    | -              | -              | 0.0%                   | -                      | -              | 0.0%                   | -                      | -         | -         | 0.0%                   | -                      |
| 504211 Postage & Mailing              | -              | -              | 0.0%                   | -                      | -              | 0.0%                   | -                      | -         | -         | 0.0%                   | -                      |
| 504214 Promotional Items              | -              | -              | 0.0%                   | -                      | -              | 0.0%                   | -                      | -         | -         | 0.0%                   | -                      |
| 504215 Printing                       | -              | 35,000         | 100.0%                 | 35,000                 | 35,000         | 0.0%                   | -                      | -         | -         | 0.0%                   | -                      |
| 504217 Photo Supp/Process             | -              | -              | 0.0%                   | -                      | -              | 0.0%                   | -                      | -         | -         | 0.0%                   | -                      |
| 504311 Office Supplies                | -              | -              | 0.0%                   | -                      | -              | 0.0%                   | -                      | -         | -         | 0.0%                   | -                      |
| 504315 Safety Supplies                | -              | -              | 0.0%                   | -                      | -              | 0.0%                   | -                      | -         | -         | 0.0%                   | -                      |
| 504317 Cleaning Supplies              | -              | -              | 0.0%                   | -                      | -              | 0.0%                   | -                      | -         | -         | 0.0%                   | -                      |
| 504409 Repair/Maint Supplies          | -              | -              | 0.0%                   | -                      | -              | 0.0%                   | -                      | -         | -         | 0.0%                   | -                      |
| 504417 Tenant Repairs                 | -              | -              | 0.0%                   | -                      | -              | 0.0%                   | -                      | -         | -         | 0.0%                   | -                      |
| 504421 Non-Inventory Parts            | -              | -              | 0.0%                   | -                      | -              | 0.0%                   | -                      | -         | -         | 0.0%                   | -                      |
| 504511 Small Tools                    | -              | -              | 0.0%                   | -                      | -              | 0.0%                   | -                      | -         | -         | 0.0%                   | -                      |
| 504515 Employee Tool Replacement      | -              | -              | 0.0%                   | -                      | -              | 0.0%                   | -                      | -         | -         | 0.0%                   | -                      |
| <b>Totals</b>                         | -              | 35,000         | 100.0%                 | 35,000                 | 35,000         | 0.0%                   | -                      | -         | 35,000    | 0.0%                   | -                      |
| <b>UTILITIES</b>                      |                |                |                        |                        |                |                        |                        |           |           |                        |                        |
| 505011 Gas & Electric                 | -              | -              | 0.0%                   | -                      | -              | 0.0%                   | -                      | -         | -         | 0.0%                   | -                      |
| 505021 Water & Garbage                | -              | -              | 0.0%                   | -                      | -              | 0.0%                   | -                      | -         | -         | 0.0%                   | -                      |
| 505031 Telecommunications             | -              | -              | 0.0%                   | -                      | -              | 0.0%                   | -                      | -         | -         | 0.0%                   | -                      |
| <b>Totals</b>                         | -              | -              | 0.0%                   | -                      | -              | 0.0%                   | -                      | -         | -         | 0.0%                   | -                      |
| <b>CASUALTY &amp; LIABILITY</b>       |                |                |                        |                        |                |                        |                        |           |           |                        |                        |
| 506011 Insurance - Property           | -              | -              | 0.0%                   | -                      | -              | 0.0%                   | -                      | -         | -         | 0.0%                   | -                      |
| 506015 Insurance - PL/PD              | -              | -              | 0.0%                   | -                      | -              | 0.0%                   | -                      | -         | -         | 0.0%                   | -                      |
| 506021 Insurance - Other              | -              | -              | 0.0%                   | -                      | -              | 0.0%                   | -                      | -         | -         | 0.0%                   | -                      |
| 506123 Settlement Costs               | -              | -              | 0.0%                   | -                      | -              | 0.0%                   | -                      | -         | -         | 0.0%                   | -                      |
| 506127 Repairs - District Prop        | -              | -              | 0.0%                   | -                      | -              | 0.0%                   | -                      | -         | -         | 0.0%                   | -                      |
| <b>Totals</b>                         | -              | -              | 0.0%                   | -                      | -              | 0.0%                   | -                      | -         | -         | 0.0%                   | -                      |

# Attachment C

## SANTA CRUZ METROPOLITAN TRANSIT DISTRICT FY18 & FY19 OPERATING BUDGET Planning, Grants, Governmental Affairs - 1600

| ACCOUNT                             | Jun-16<br>BUDGET<br>FY17 | May-17<br>BUDGET<br>FY18 | % CHANGE<br>BUDG FY17<br>BUDG FY18 | \$ CHANGE<br>BUDG FY17<br>BUDG FY18 | May-17<br>BUDGET<br>FY19 | % CHANGE<br>BUDG FY18<br>BUDG FY19 | \$ CHANGE<br>BUDG FY18<br>BUDG FY19 |
|-------------------------------------|--------------------------|--------------------------|------------------------------------|-------------------------------------|--------------------------|------------------------------------|-------------------------------------|
| <b>TAXES</b>                        |                          |                          |                                    |                                     |                          |                                    |                                     |
| 507051 Fuel Tax                     | -                        | -                        | 0.0%                               | -                                   | -                        | 0.0%                               | -                                   |
| 507201 Licenses & Permits           | -                        | -                        | 0.0%                               | -                                   | -                        | 0.0%                               | -                                   |
| 507999 Other Taxes                  | -                        | -                        | 0.0%                               | -                                   | -                        | 0.0%                               | -                                   |
| <b>Totals</b>                       | <b>-</b>                 | <b>-</b>                 | <b>0.0%</b>                        | <b>-</b>                            | <b>-</b>                 | <b>0.0%</b>                        | <b>-</b>                            |
| <b>PURCHASED TRANS.</b>             |                          |                          |                                    |                                     |                          |                                    |                                     |
| 503406 Contract/Paratransit         | -                        | -                        | 0.0%                               | -                                   | -                        | 0.0%                               | -                                   |
| <b>Totals</b>                       | <b>-</b>                 | <b>-</b>                 | <b>0.0%</b>                        | <b>-</b>                            | <b>-</b>                 | <b>0.0%</b>                        | <b>-</b>                            |
| <b>MISC EXPENSE</b>                 |                          |                          |                                    |                                     |                          |                                    |                                     |
| 509011 Dues/Subscriptions           | 3,000                    | -                        | -100.0%                            | (3,000)                             | -                        | 0.0%                               | -                                   |
| 509081 Advertising - District Promo | -                        | -                        | 0.0%                               | -                                   | -                        | 0.0%                               | -                                   |
| 509101 Employee Incentive Program   | -                        | -                        | 0.0%                               | -                                   | 4,000                    | 0.0%                               | -                                   |
| 509121 Employee Training            | 1,000                    | 4,000                    | 300.0%                             | 3,000                               | -                        | 0.0%                               | -                                   |
| 509122 BOD Travel                   | -                        | -                        | 0.0%                               | -                                   | -                        | 0.0%                               | -                                   |
| 509123 Travel                       | 5,000                    | 5,200                    | 4.0%                               | 200                                 | 5,200                    | 0.0%                               | -                                   |
| 509125 Local Meeting Expense        | -                        | -                        | 0.0%                               | -                                   | -                        | 0.0%                               | -                                   |
| 509127 Board Director Fees          | -                        | -                        | 0.0%                               | -                                   | -                        | 0.0%                               | -                                   |
| 509150 Contributions                | -                        | -                        | 0.0%                               | -                                   | -                        | 0.0%                               | -                                   |
| 509198 Cash Over/Short              | -                        | -                        | 0.0%                               | -                                   | -                        | 0.0%                               | -                                   |
| 509999 Other Misc Expense           | -                        | -                        | 0.0%                               | -                                   | -                        | 0.0%                               | -                                   |
| <b>Totals</b>                       | <b>9,000</b>             | <b>9,200</b>             | <b>2.2%</b>                        | <b>200</b>                          | <b>9,200</b>             | <b>0.0%</b>                        | <b>-</b>                            |
| <b>LEASES &amp; RENTALS</b>         |                          |                          |                                    |                                     |                          |                                    |                                     |
| 512011 Facility Lease               | -                        | -                        | 0.0%                               | -                                   | -                        | 0.0%                               | -                                   |
| 512061 Equipment Rental             | -                        | -                        | 0.0%                               | -                                   | -                        | 0.0%                               | -                                   |
| <b>Totals</b>                       | <b>-</b>                 | <b>-</b>                 | <b>0.0%</b>                        | <b>-</b>                            | <b>-</b>                 | <b>0.0%</b>                        | <b>-</b>                            |
| <b>PERSONNEL TOTAL</b>              | <b>747,982</b>           | <b>745,012</b>           | <b>-0.4%</b>                       | <b>(2,971)</b>                      | <b>771,699</b>           | <b>3.6%</b>                        | <b>26,688</b>                       |
| <b>NON-PERSONNEL TOTAL</b>          | <b>83,079</b>            | <b>423,279</b>           | <b>409.5%</b>                      | <b>340,200</b>                      | <b>114,200</b>           | <b>-73.0%</b>                      | <b>(309,079)</b>                    |
| <b>DEPARTMENT TOTALS</b>            | <b>831,061</b>           | <b>1,168,291</b>         | <b>40.6%</b>                       | <b>337,229</b>                      | <b>885,899</b>           | <b>-24.2%</b>                      | <b>(282,391)</b>                    |

# Attachment C

## SANTA CRUZ METROPOLITAN TRANSIT DISTRICT FY18 & FY19 OPERATING BUDGET District Counsel - 1700

| ACCOUNT                             | Jun-16         | May-17         | % CHANGE               | \$ CHANGE              | May-17         | % CHANGE               | \$ CHANGE              |
|-------------------------------------|----------------|----------------|------------------------|------------------------|----------------|------------------------|------------------------|
|                                     | BUDGET<br>FY17 | BUDGET<br>FY18 | BUDG FY17<br>BUDG FY18 | BUDG FY17<br>BUDG FY18 | BUDGET<br>FY19 | BUDG FY18<br>BUDG FY19 | BUDG FY18<br>BUDG FY19 |
| <b>LABOR</b>                        |                |                |                        |                        |                |                        |                        |
| 501011 Bus Operator Pay             | -              | -              | 0.0%                   | -                      | -              | 0.0%                   | -                      |
| 501013 Bus Operator OT              | -              | -              | 0.0%                   | -                      | -              | 0.0%                   | -                      |
| 501021 Other Salaries               | 253,960        | 103,664        | -59.2%                 | (150,297)              | 105,980        | 2.2%                   | 2,317                  |
| 501023 Other OT                     | -              | 250            | 100.0%                 | 250                    | 250            | 0.0%                   | -                      |
| <b>Totals</b>                       | <b>253,960</b> | <b>103,914</b> | <b>-59.1%</b>          | <b>(150,047)</b>       | <b>106,230</b> | <b>2.2%</b>            | <b>2,317</b>           |
| <b>FRINGE BENEFITS</b>              |                |                |                        |                        |                |                        |                        |
| 502011 Medicare/Soc. Sec.           | 4,514          | 1,845          | -59.1%                 | (2,668)                | 1,886          | 2.2%                   | 40                     |
| 502021 Retirement                   | 70,352         | 30,232         | -57.0%                 | (40,120)               | 32,583         | 7.8%                   | 2,351                  |
| 502031 Medical Ins                  | 41,680         | 41,087         | -1.4%                  | (593)                  | 42,880         | 4.4%                   | 1,793                  |
| 502041 Dental Ins                   | 2,351          | 2,521          | 7.3%                   | 171                    | 2,597          | 3.0%                   | 76                     |
| 502045 Vision Ins                   | 960            | 660            | -31.3%                 | (301)                  | 679            | 3.0%                   | 20                     |
| 502051 Life Ins/AD&D                | 455            | 207            | -54.5%                 | (248)                  | 213            | 3.0%                   | 6                      |
| 502060 State Disability Ins (SDI)   | 2,222          | 1,145          | -48.4%                 | (1,076)                | 1,206          | 5.3%                   | 60                     |
| 502061 Long Term Disability Ins     | 1,862          | 956            | -48.7%                 | (907)                  | 1,008          | 5.5%                   | 52                     |
| 502071 State Unemployment Ins (SUI) | 709            | 350            | -50.6%                 | (359)                  | 371            | 6.1%                   | 21                     |
| 502081 Worker's Comp Ins            | 7,522          | 8,445          | 12.3%                  | 923                    | 8,699          | 3.0%                   | 254                    |
| 502101 Holiday Pay                  | 9,578          | 3,908          | -59.2%                 | (5,670)                | 3,994          | 2.2%                   | 86                     |
| 502103 Floating Holiday             | 8,011          | -              | -100.0%                | (8,011)                | -              | 0.0%                   | -                      |
| 502109 Sick Leave                   | 14,367         | 5,863          | -59.2%                 | (8,505)                | 5,991          | 2.2%                   | 129                    |
| 502111 Annual Leave                 | 23,131         | 12,675         | -45.2%                 | (10,457)               | 12,911         | 1.9%                   | 236                    |
| 502121 Other Paid Absence           | 2,245          | 916            | -59.2%                 | (1,329)                | 936            | 2.2%                   | 20                     |
| 502251 Phys. Exams                  | -              | -              | 0.0%                   | -                      | -              | 0.0%                   | -                      |
| 502253 Driver Lic Renewal           | -              | -              | 0.0%                   | -                      | -              | 0.0%                   | -                      |
| 502999 Other Fringe Benefits        | 2,034          | 56             | -97.3%                 | (1,978)                | 57             | 3.0%                   | 2                      |
| <b>Totals</b>                       | <b>191,993</b> | <b>110,866</b> | <b>-42.3%</b>          | <b>(81,127)</b>        | <b>116,012</b> | <b>4.6%</b>            | <b>5,146</b>           |

# Attachment C

## SANTA CRUZ METROPOLITAN TRANSIT DISTRICT FY18 & FY19 OPERATING BUDGET District Counsel - 1700

| ACCOUNT                                 | Jun-16         | May-17         | % CHANGE               | \$ CHANGE              | May-17         | % CHANGE               | \$ CHANGE              | Jun-16                 | May-17         | % CHANGE       | \$ CHANGE              |                        |
|---|----------------|----------------|------------------------|------------------------|----------------|------------------------|------------------------|------------------------|----------------|----------------|------------------------|------------------------|
|   | BUDGET<br>FY17 | BUDGET<br>FY18 | BUDG FY17<br>BUDG FY18 | BUDG FY17<br>BUDG FY18 | BUDGET<br>FY19 | BUDG FY18<br>BUDG FY19 | BUDG FY18<br>BUDG FY19 | BUDG FY18<br>BUDG FY19 | BUDGET<br>FY18 | BUDGET<br>FY19 | BUDG FY18<br>BUDG FY19 | BUDG FY18<br>BUDG FY19 |
| <b>SERVICES</b>                         |                |                |                        |                        |                |                        |                        |                        |                |                |                        |                        |
| 503011 Acting/Audit Fees                | -              | -              | 0.0%                   | -                      | -              | -                      | -                      | -                      | -              | -              | -                      | -                      |
| 503012 Admin/Bank Fees                  | -              | -              | 0.0%                   | -                      | -              | -                      | -                      | -                      | -              | -              | -                      | -                      |
| 503031 Prof/Technical Fees              | 50,000         | -              | -100.0%                | (50,000)               | -              | -                      | -                      | -                      | -              | -              | -                      | -                      |
| 503032 Legislative Services             | -              | -              | 0.0%                   | -                      | -              | -                      | -                      | -                      | -              | -              | -                      | -                      |
| 503033 Legal Services                   | 100,000        | 350,000        | 250.0%                 | 250,000                | 350,000        | -                      | -                      | -                      | -              | -              | -                      | -                      |
| 503034 Pre-Employment Exams             | -              | -              | 0.0%                   | -                      | -              | -                      | -                      | -                      | -              | -              | -                      | -                      |
| 503041 Temp Help                        | -              | -              | 0.0%                   | -                      | -              | -                      | -                      | -                      | -              | -              | -                      | -                      |
| 503161 Custodial Services               | -              | -              | 0.0%                   | -                      | -              | -                      | -                      | -                      | -              | -              | -                      | -                      |
| 503162 Uniforms/Laundry                 | -              | -              | 0.0%                   | -                      | -              | -                      | -                      | -                      | -              | -              | -                      | -                      |
| 503171 Security Services                | -              | -              | 0.0%                   | -                      | -              | -                      | -                      | -                      | -              | -              | -                      | -                      |
| 503221 Classified/Legal Ads             | -              | -              | 0.0%                   | -                      | -              | -                      | -                      | -                      | -              | -              | -                      | -                      |
| 503222 Legal Ads                        | -              | -              | 0.0%                   | -                      | -              | -                      | -                      | -                      | -              | -              | -                      | -                      |
| 503225 Graphic Services                 | -              | -              | 0.0%                   | -                      | -              | -                      | -                      | -                      | -              | -              | -                      | -                      |
| 503351 Repair - Bldg & Impr             | -              | -              | 0.0%                   | -                      | -              | -                      | -                      | -                      | -              | -              | -                      | -                      |
| 503352 Repair - Equipment               | -              | -              | 0.0%                   | -                      | -              | -                      | -                      | -                      | -              | -              | -                      | -                      |
| 503353 Repair - Rev Vehicle             | -              | -              | 0.0%                   | -                      | -              | -                      | -                      | -                      | -              | -              | -                      | -                      |
| 503354 Repair - Non Rev Vehicle         | -              | -              | 0.0%                   | -                      | -              | -                      | -                      | -                      | -              | -              | -                      | -                      |
| 503363 Haz Mat Disposal                 | -              | -              | 0.0%                   | -                      | -              | -                      | -                      | -                      | -              | -              | -                      | -                      |
| <b>Totals</b>                           | <b>150,000</b> | <b>350,000</b> | <b>133.3%</b>          | <b>200,000</b>         | <b>350,000</b> | <b>0.0%</b>            | <b>0.0%</b>            | <b>150,000</b>         | <b>350,000</b> | <b>133.3%</b>  | <b>200,000</b>         | <b>0.0%</b>            |
| <b>MOBILE MATERIALS &amp; SUPPLIES</b>  |                |                |                        |                        |                |                        |                        |                        |                |                |                        |                        |
| 504011 Fuels & Lubricants - Non Rev Veh | -              | -              | 0.0%                   | -                      | -              | -                      | -                      | -                      | -              | -              | -                      | -                      |
| 504012 Fuels & Lubricants - Rev Veh     | -              | -              | 0.0%                   | -                      | -              | -                      | -                      | -                      | -              | -              | -                      | -                      |
| 504021 Tires & Tubes                    | -              | -              | 0.0%                   | -                      | -              | -                      | -                      | -                      | -              | -              | -                      | -                      |
| 504161 Other Mobile Supplies            | -              | -              | 0.0%                   | -                      | -              | -                      | -                      | -                      | -              | -              | -                      | -                      |
| 504191 Rev Vehicle Parts                | -              | -              | 0.0%                   | -                      | -              | -                      | -                      | -                      | -              | -              | -                      | -                      |
| <b>Totals</b>                           | <b>-</b>       | <b>-</b>       | <b>0.0%</b>            | <b>-</b>               | <b>-</b>       | <b>0.0%</b>            | <b>0.0%</b>            | <b>-</b>               | <b>-</b>       | <b>0.0%</b>    | <b>-</b>               | <b>0.0%</b>            |



# Attachment C

## SANTA CRUZ METROPOLITAN TRANSIT DISTRICT FY18 & FY19 OPERATING BUDGET District Counsel - 1700

| ACCOUNT                               | Jun-16         | May-17         | % CHANGE               | \$ CHANGE              | May-17         | % CHANGE               | \$ CHANGE              | May-17         | % CHANGE               | \$ CHANGE              |
|---------------------------------------|----------------|----------------|------------------------|------------------------|----------------|------------------------|------------------------|----------------|------------------------|------------------------|
|                                       | BUDGET<br>FY17 | BUDGET<br>FY18 | BUDG FY17<br>BUDG FY18 | BUDG FY17<br>BUDG FY18 | BUDGET<br>FY19 | BUDG FY18<br>BUDG FY19 | BUDG FY18<br>BUDG FY19 | BUDGET<br>FY19 | BUDG FY18<br>BUDG FY19 | BUDG FY18<br>BUDG FY19 |
| <b>OTHER MATERIALS &amp; SUPPLIES</b> |                |                |                        |                        |                |                        |                        |                |                        |                        |
| 504205 Freight Out                    | -              | -              | 0.0%                   | -                      | -              | 0.0%                   | -                      | -              | 0.0%                   | -                      |
| 504211 Postage & Mailing              | -              | -              | 0.0%                   | -                      | -              | 0.0%                   | -                      | -              | 0.0%                   | -                      |
| 504214 Promotional Items              | -              | -              | 0.0%                   | -                      | -              | 0.0%                   | -                      | -              | 0.0%                   | -                      |
| 504215 Printing                       | -              | -              | 0.0%                   | -                      | -              | 0.0%                   | -                      | -              | 0.0%                   | -                      |
| 504217 Photo Supp/Process             | -              | -              | 0.0%                   | -                      | -              | 0.0%                   | -                      | -              | 0.0%                   | -                      |
| 504311 Office Supplies                | 1,262          | -              | -100.0%                | (1,262)                | -              | 0.0%                   | -                      | -              | 0.0%                   | -                      |
| 504315 Safety Supplies                | -              | -              | 0.0%                   | -                      | -              | 0.0%                   | -                      | -              | 0.0%                   | -                      |
| 504317 Cleaning Supplies              | -              | -              | 0.0%                   | -                      | -              | 0.0%                   | -                      | -              | 0.0%                   | -                      |
| 504409 Repair/Maint Supplies          | -              | -              | 0.0%                   | -                      | -              | 0.0%                   | -                      | -              | 0.0%                   | -                      |
| 504417 Tenant Repairs                 | -              | -              | 0.0%                   | -                      | -              | 0.0%                   | -                      | -              | 0.0%                   | -                      |
| 504421 Non-Inventory Parts            | -              | -              | 0.0%                   | -                      | -              | 0.0%                   | -                      | -              | 0.0%                   | -                      |
| 504511 Small Tools                    | -              | -              | 0.0%                   | -                      | -              | 0.0%                   | -                      | -              | 0.0%                   | -                      |
| 504515 Employee Tool Replacement      | -              | -              | 0.0%                   | -                      | -              | 0.0%                   | -                      | -              | 0.0%                   | -                      |
| <b>Totals</b>                         | <b>1,262</b>   | <b>-</b>       | <b>-100.0%</b>         | <b>(1,262)</b>         | <b>-</b>       | <b>0.0%</b>            | <b>-</b>               | <b>-</b>       | <b>0.0%</b>            | <b>-</b>               |
| <b>UTILITIES</b>                      |                |                |                        |                        |                |                        |                        |                |                        |                        |
| 505011 Gas & Electric                 | -              | -              | 0.0%                   | -                      | -              | 0.0%                   | -                      | -              | 0.0%                   | -                      |
| 505021 Water & Garbage                | -              | -              | 0.0%                   | -                      | -              | 0.0%                   | -                      | -              | 0.0%                   | -                      |
| 505031 Telecommunications             | -              | -              | 0.0%                   | -                      | -              | 0.0%                   | -                      | -              | 0.0%                   | -                      |
| <b>Totals</b>                         | <b>-</b>       | <b>-</b>       | <b>0.0%</b>            | <b>-</b>               | <b>-</b>       | <b>0.0%</b>            | <b>-</b>               | <b>-</b>       | <b>0.0%</b>            | <b>-</b>               |
| <b>CASUALTY &amp; LIABILITY</b>       |                |                |                        |                        |                |                        |                        |                |                        |                        |
| 506011 Insurance - Property           | -              | -              | 0.0%                   | -                      | -              | 0.0%                   | -                      | -              | 0.0%                   | -                      |
| 506015 Insurance - PL/PD              | -              | -              | 0.0%                   | -                      | -              | 0.0%                   | -                      | -              | 0.0%                   | -                      |
| 506021 Insurance - Other              | -              | -              | 0.0%                   | -                      | -              | 0.0%                   | -                      | -              | 0.0%                   | -                      |
| 506123 Settlement Costs               | -              | -              | 0.0%                   | -                      | -              | 0.0%                   | -                      | -              | 0.0%                   | -                      |
| 506127 Repairs - District Prop        | -              | -              | 0.0%                   | -                      | -              | 0.0%                   | -                      | -              | 0.0%                   | -                      |
| <b>Totals</b>                         | <b>-</b>       | <b>-</b>       | <b>0.0%</b>            | <b>-</b>               | <b>-</b>       | <b>0.0%</b>            | <b>-</b>               | <b>-</b>       | <b>0.0%</b>            | <b>-</b>               |

# Attachment C

## SANTA CRUZ METROPOLITAN TRANSIT DISTRICT FY18 & FY19 OPERATING BUDGET District Counsel - 1700

| ACCOUNT                             | Jun-16<br>BUDGET<br>FY17 | May-17<br>BUDGET<br>FY18 | % CHANGE<br>BUDG FY17<br>BUDG FY18 | \$ CHANGE<br>BUDG FY17<br>BUDG FY18 | May-17<br>BUDGET<br>FY19 | % CHANGE<br>BUDG FY18<br>BUDG FY19 | \$ CHANGE<br>BUDG FY18<br>BUDG FY19 |
|-------------------------------------|--------------------------|--------------------------|------------------------------------|-------------------------------------|--------------------------|------------------------------------|-------------------------------------|
| <b>TAXES</b>                        |                          |                          |                                    |                                     |                          |                                    |                                     |
| 507051 Fuel Tax                     | -                        | -                        | 0.0%                               | -                                   | -                        | 0.0%                               | -                                   |
| 507201 Licenses & Permits           | -                        | -                        | 0.0%                               | -                                   | -                        | 0.0%                               | -                                   |
| 507999 Other Taxes                  | -                        | -                        | 0.0%                               | -                                   | -                        | 0.0%                               | -                                   |
| <b>Totals</b>                       | <b>-</b>                 | <b>-</b>                 | <b>0.0%</b>                        | <b>-</b>                            | <b>-</b>                 | <b>0.0%</b>                        | <b>-</b>                            |
| <b>PURCHASED TRANS.</b>             |                          |                          |                                    |                                     |                          |                                    |                                     |
| 503406 Contract/Paratransit         | -                        | -                        | 0.0%                               | -                                   | -                        | 0.0%                               | -                                   |
| <b>Totals</b>                       | <b>-</b>                 | <b>-</b>                 | <b>0.0%</b>                        | <b>-</b>                            | <b>-</b>                 | <b>0.0%</b>                        | <b>-</b>                            |
| <b>MISC EXPENSE</b>                 |                          |                          |                                    |                                     |                          |                                    |                                     |
| 509011 Dues/Subscriptions           | 12,010                   | 500                      | -95.8%                             | (11,510)                            | 500                      | 0.0%                               | -                                   |
| 509081 Advertising - District Promo | -                        | -                        | 0.0%                               | -                                   | -                        | 0.0%                               | -                                   |
| 509101 Employee Incentive Program   | -                        | -                        | 0.0%                               | -                                   | -                        | 0.0%                               | -                                   |
| 509121 Employee Training            | 5,000                    | 1,500                    | -70.0%                             | (3,500)                             | 1,500                    | 0.0%                               | -                                   |
| 509122 BOD Travel                   | -                        | -                        | 0.0%                               | -                                   | -                        | 0.0%                               | -                                   |
| 509123 Travel                       | 5,000                    | 1,500                    | -70.0%                             | (3,500)                             | 1,500                    | 0.0%                               | -                                   |
| 509125 Local Meeting Expense        | -                        | -                        | 0.0%                               | -                                   | -                        | 0.0%                               | -                                   |
| 509127 Board Director Fees          | -                        | -                        | 0.0%                               | -                                   | -                        | 0.0%                               | -                                   |
| 509150 Contributions                | -                        | -                        | 0.0%                               | -                                   | -                        | 0.0%                               | -                                   |
| 509198 Cash Over/Short              | -                        | -                        | 0.0%                               | -                                   | -                        | 0.0%                               | -                                   |
| 509999 Other Misc Expense           | -                        | -                        | 0.0%                               | -                                   | -                        | 0.0%                               | -                                   |
| <b>Totals</b>                       | <b>22,010</b>            | <b>3,500</b>             | <b>-84.1%</b>                      | <b>(18,510)</b>                     | <b>3,500</b>             | <b>0.0%</b>                        | <b>-</b>                            |
| <b>LEASES &amp; RENTALS</b>         |                          |                          |                                    |                                     |                          |                                    |                                     |
| 512011 Facility Lease               | -                        | -                        | 0.0%                               | -                                   | -                        | 0.0%                               | -                                   |
| 512061 Equipment Rental             | -                        | -                        | 0.0%                               | -                                   | -                        | 0.0%                               | -                                   |
| <b>Totals</b>                       | <b>-</b>                 | <b>-</b>                 | <b>0.0%</b>                        | <b>-</b>                            | <b>-</b>                 | <b>0.0%</b>                        | <b>-</b>                            |
| <b>PERSONNEL TOTAL</b>              | <b>445,953</b>           | <b>214,780</b>           | <b>-51.8%</b>                      | <b>(231,173)</b>                    | <b>222,242</b>           | <b>3.5%</b>                        | <b>7,463</b>                        |
| <b>NON-PERSONNEL TOTAL</b>          | <b>173,272</b>           | <b>353,500</b>           | <b>104.0%</b>                      | <b>180,228</b>                      | <b>353,500</b>           | <b>0.0%</b>                        | <b>-</b>                            |
| <b>DEPARTMENT TOTALS</b>            | <b>619,225</b>           | <b>568,280</b>           | <b>-8.2%</b>                       | <b>(50,945)</b>                     | <b>575,742</b>           | <b>1.3%</b>                        | <b>7,463</b>                        |

**SANTA CRUZ METROPOLITAN TRANSIT DISTRICT**  
**FY18 & FY19 OPERATING BUDGET**  
 Risk Management - 1800

| ACCOUNT                             | Jun-16         | May-17         | % CHANGE               | \$ CHANGE              | May-17         | % CHANGE               | \$ CHANGE              |
|-------------------------------------|----------------|----------------|------------------------|------------------------|----------------|------------------------|------------------------|
|                                     | BUDGET<br>FY17 | BUDGET<br>FY18 | BUDG FY17<br>BUDG FY18 | BUDG FY17<br>BUDG FY18 | BUDGET<br>FY19 | BUDG FY18<br>BUDG FY19 | BUDG FY18<br>BUDG FY19 |
| <b>LABOR</b>                        |                |                |                        |                        |                |                        |                        |
| 501011 Bus Operator Pay             | -              | -              | 0.0%                   | -                      | -              | 0.0%                   | -                      |
| 501013 Bus Operator OT              | -              | -              | 0.0%                   | -                      | -              | 0.0%                   | -                      |
| 501021 Other Salaries               | 139,585        | 128,361        | -8.0%                  | (11,224)               | 134,791        | 5.0%                   | 6,430                  |
| 501023 Other OT                     | -              | -              | 0.0%                   | -                      | -              | 0.0%                   | -                      |
| <b>Totals</b>                       | <b>139,585</b> | <b>128,361</b> | <b>-8.0%</b>           | <b>(11,224)</b>        | <b>134,791</b> | <b>5.0%</b>            | <b>6,430</b>           |
| <b>FRINGE BENEFITS</b>              |                |                |                        |                        |                |                        |                        |
| 502011 Medicare/Soc. Sec.           | 2,521          | 2,312          | -8.3%                  | (210)                  | 2,428          | 5.0%                   | 116                    |
| 502021 Retirement                   | 39,300         | 37,945         | -3.4%                  | (1,355)                | 42,022         | 10.7%                  | 4,077                  |
| 502031 Medical Ins                  | 12,682         | 31,975         | 152.1%                 | 19,293                 | 34,413         | 7.6%                   | 2,438                  |
| 502041 Dental Ins                   | 2,532          | 3,807          | 50.4%                  | 1,275                  | 3,922          | 3.0%                   | 114                    |
| 502045 Vision Ins                   | 640            | 660            | 3.0%                   | 19                     | 679            | 3.0%                   | 20                     |
| 502051 Life Ins/AD&D                | 338            | 207            | -38.7%                 | (131)                  | 213            | 3.0%                   | 6                      |
| 502060 State Disability Ins (SDI)   | 1,660          | 1,435          | -13.6%                 | (225)                  | 1,552          | 8.2%                   | 117                    |
| 502061 Long Term Disability Ins     | 1,280          | 1,186          | -7.3%                  | (94)                   | 1,257          | 6.0%                   | 71                     |
| 502071 State Unemployment Ins (SUI) | 473            | 350            | -26.0%                 | (123)                  | 371            | 6.1%                   | 21                     |
| 502081 Worker's Comp Ins            | 5,012          | 5,627          | 12.3%                  | 615                    | 5,796          | 3.0%                   | 169                    |
| 502101 Holiday Pay                  | 5,351          | 4,906          | -8.3%                  | (445)                  | 5,151          | 5.0%                   | 246                    |
| 502103 Floating Holiday             | 4,201          | 3,526          | -16.1%                 | (675)                  | 3,703          | 5.0%                   | 177                    |
| 502109 Sick Leave                   | 8,026          | 7,358          | -8.3%                  | (667)                  | 7,727          | 5.0%                   | 369                    |
| 502111 Annual Leave                 | 15,478         | 14,132         | -8.7%                  | (1,346)                | 14,840         | 5.0%                   | 708                    |
| 502121 Other Paid Absence           | 1,254          | 1,150          | -8.3%                  | (104)                  | 1,207          | 5.0%                   | 58                     |
| 502251 Phys. Exams                  | -              | -              | 0.0%                   | -                      | -              | 0.0%                   | -                      |
| 502253 Driver Lic Renewal           | -              | -              | 0.0%                   | -                      | -              | 0.0%                   | -                      |
| 502999 Other Fringe Benefits        | 3,206          | 3,206          | 0.0%                   | (0)                    | 3,207          | 0.1%                   | 2                      |
| <b>Totals</b>                       | <b>103,954</b> | <b>119,781</b> | <b>15.2%</b>           | <b>15,827</b>          | <b>128,490</b> | <b>7.3%</b>            | <b>8,709</b>           |

**SANTA CRUZ METROPOLITAN TRANSIT DISTRICT**  
**FY18 & FY19 OPERATING BUDGET**  
 Risk Management - 1800

| ACCOUNT                                 | Jun-16         | May-17         | % CHANGE               | \$ CHANGE              | May-17         | % CHANGE               | \$ CHANGE              | Jun-16         | May-17         | % CHANGE               | \$ CHANGE                   |
|---|----------------|----------------|------------------------|------------------------|----------------|------------------------|------------------------|----------------|----------------|------------------------|-----------------------------|
|   | BUDGET<br>FY17 | BUDGET<br>FY18 | BUDG FY17<br>BUDG FY18 | BUDG FY17<br>BUDG FY18 | BUDGET<br>FY19 | BUDG FY18<br>BUDG FY19 | BUDG FY18<br>BUDG FY19 | BUDGET<br>FY18 | BUDGET<br>FY19 | BUDG FY18<br>BUDG FY19 | BUDGET<br>FY18<br>BUDG FY19 |
| <b>SERVICES</b>                         |                |                |                        |                        |                |                        |                        |                |                |                        |                             |
| 503011 Acting/Audit Fees                | -              | -              | 0.0%                   | -                      | -              | 0.0%                   | -                      | -              | -              | 0.0%                   | -                           |
| 503012 Admin/Bank Fees                  | -              | -              | 0.0%                   | -                      | -              | 0.0%                   | -                      | -              | -              | 0.0%                   | -                           |
| 503031 Prof/Technical Fees              | 7,898          | 500            | -93.7%                 | (7,398)                | 500            | 0.0%                   | -                      | -              | -              | 0.0%                   | -                           |
| 503032 Legislative Services             | -              | -              | 0.0%                   | -                      | -              | 0.0%                   | -                      | -              | -              | 0.0%                   | -                           |
| 503033 Legal Services                   | 6,396          | -              | -100.0%                | (6,396)                | -              | 0.0%                   | -                      | -              | -              | 0.0%                   | -                           |
| 503034 Pre-Employment Exams             | 600            | -              | -100.0%                | (600)                  | -              | 0.0%                   | -                      | -              | -              | 0.0%                   | -                           |
| 503041 Temp Help                        | -              | -              | 0.0%                   | -                      | -              | 0.0%                   | -                      | -              | -              | 0.0%                   | -                           |
| 503161 Custodial Services               | -              | -              | 0.0%                   | -                      | -              | 0.0%                   | -                      | -              | -              | 0.0%                   | -                           |
| 503162 Uniforms/Laundry                 | -              | -              | 0.0%                   | -                      | -              | 0.0%                   | -                      | -              | -              | 0.0%                   | -                           |
| 503171 Security Services                | 495,833        | -              | -100.0%                | (495,833)              | -              | 0.0%                   | -                      | -              | -              | 0.0%                   | -                           |
| 503221 Classified/Legal Ads             | -              | -              | 0.0%                   | -                      | -              | 0.0%                   | -                      | -              | -              | 0.0%                   | -                           |
| 503222 Legal Ads                        | -              | -              | 0.0%                   | -                      | -              | 0.0%                   | -                      | -              | -              | 0.0%                   | -                           |
| 503225 Graphic Services                 | -              | -              | 0.0%                   | -                      | -              | 0.0%                   | -                      | -              | -              | 0.0%                   | -                           |
| 503351 Repair - Bldg & Impr             | -              | -              | 0.0%                   | -                      | -              | 0.0%                   | -                      | -              | -              | 0.0%                   | -                           |
| 503352 Repair - Equipment               | 60,000         | -              | -100.0%                | (60,000)               | -              | 0.0%                   | -                      | -              | -              | 0.0%                   | -                           |
| 503353 Repair - Rev Vehicle             | -              | -              | 0.0%                   | -                      | -              | 0.0%                   | -                      | -              | -              | 0.0%                   | -                           |
| 503354 Repair - Non Rev Vehicle         | -              | -              | 0.0%                   | -                      | -              | 0.0%                   | -                      | -              | -              | 0.0%                   | -                           |
| 503363 Haz Mat Disposal                 | -              | -              | 0.0%                   | -                      | -              | 0.0%                   | -                      | -              | -              | 0.0%                   | -                           |
| <b>Totals</b>                           | <b>570,727</b> | <b>500</b>     | <b>-99.9%</b>          | <b>(570,227)</b>       | <b>500</b>     | <b>0.0%</b>            | <b>(570,227)</b>       | <b>570,727</b> | <b>500</b>     | <b>0.0%</b>            | <b>-</b>                    |
| <b>MOBILE MATERIALS &amp; SUPPLIES</b>  |                |                |                        |                        |                |                        |                        |                |                |                        |                             |
| 504011 Fuels & Lubricants - Non Rev Veh | -              | -              | 0.0%                   | -                      | -              | 0.0%                   | -                      | -              | -              | 0.0%                   | -                           |
| 504012 Fuels & Lubricants - Rev Veh     | -              | -              | 0.0%                   | -                      | -              | 0.0%                   | -                      | -              | -              | 0.0%                   | -                           |
| 504021 Tires & Tubes                    | -              | -              | 0.0%                   | -                      | -              | 0.0%                   | -                      | -              | -              | 0.0%                   | -                           |
| 504161 Other Mobile Supplies            | -              | -              | 0.0%                   | -                      | -              | 0.0%                   | -                      | -              | -              | 0.0%                   | -                           |
| 504191 Rev Vehicle Parts                | -              | -              | 0.0%                   | -                      | -              | 0.0%                   | -                      | -              | -              | 0.0%                   | -                           |
| <b>Totals</b>                           | <b>-</b>       | <b>-</b>       | <b>0.0%</b>            | <b>-</b>               | <b>-</b>       | <b>0.0%</b>            | <b>-</b>               | <b>-</b>       | <b>-</b>       | <b>0.0%</b>            | <b>-</b>                    |

**SANTA CRUZ METROPOLITAN TRANSIT DISTRICT**  
**FY18 & FY19 OPERATING BUDGET**  
 Risk Management - 1800

| ACCOUNT                               | Jun-16         | May-17         | % CHANGE               | \$ CHANGE              | May-17         | % CHANGE               | \$ CHANGE              | Jun-16         | May-17         | % CHANGE               | \$ CHANGE              |
|---------------------------------------|----------------|----------------|------------------------|------------------------|----------------|------------------------|------------------------|----------------|----------------|------------------------|------------------------|
|                                       | BUDGET<br>FY17 | BUDGET<br>FY18 | BUDG FY17<br>BUDG FY18 | BUDG FY17<br>BUDG FY18 | BUDGET<br>FY19 | BUDG FY18<br>BUDG FY19 | BUDG FY18<br>BUDG FY19 | BUDG FY18      | BUDGET<br>FY19 | BUDG FY18<br>BUDG FY19 | BUDG FY18<br>BUDG FY19 |
| <b>OTHER MATERIALS &amp; SUPPLIES</b> |                |                |                        |                        |                |                        |                        |                |                |                        |                        |
| 504205 Freight Out                    | -              | -              | 0.0%                   | -                      | -              | 0.0%                   | -                      | -              | -              | 0.0%                   | -                      |
| 504211 Postage & Mailing              | -              | -              | 0.0%                   | -                      | -              | 0.0%                   | -                      | -              | -              | 0.0%                   | -                      |
| 504214 Promotional Items              | -              | -              | 0.0%                   | -                      | -              | 0.0%                   | -                      | -              | -              | 0.0%                   | -                      |
| 504215 Printing                       | 500            | 500            | 0.0%                   | -                      | 500            | 0.0%                   | -                      | -              | 500            | 0.0%                   | -                      |
| 504217 Photo Supp/Process             | 100            | -              | -100.0%                | (100)                  | -              | 0.0%                   | -                      | -              | -              | 0.0%                   | -                      |
| 504311 Office Supplies                | -              | -              | 0.0%                   | -                      | -              | 0.0%                   | -                      | -              | -              | 0.0%                   | -                      |
| 504315 Safety Supplies                | 1,000          | 1,200          | 20.0%                  | 200                    | 1,200          | 0.0%                   | -                      | -              | 1,200          | 0.0%                   | -                      |
| 504317 Cleaning Supplies              | -              | -              | 0.0%                   | -                      | -              | 0.0%                   | -                      | -              | -              | 0.0%                   | -                      |
| 504409 Repair/Maint Supplies          | -              | -              | 0.0%                   | -                      | -              | 0.0%                   | -                      | -              | -              | 0.0%                   | -                      |
| 504417 Tenant Repairs                 | -              | -              | 0.0%                   | -                      | -              | 0.0%                   | -                      | -              | -              | 0.0%                   | -                      |
| 504421 Non-Inventory Parts            | -              | -              | 0.0%                   | -                      | -              | 0.0%                   | -                      | -              | -              | 0.0%                   | -                      |
| 504511 Small Tools                    | -              | -              | 0.0%                   | -                      | -              | 0.0%                   | -                      | -              | -              | 0.0%                   | -                      |
| 504515 Employee Tool Replacement      | -              | -              | 0.0%                   | -                      | -              | 0.0%                   | -                      | -              | -              | 0.0%                   | -                      |
| <b>Totals</b>                         | <b>1,600</b>   | <b>1,700</b>   | <b>6.3%</b>            | <b>100</b>             | <b>1,700</b>   | <b>0.0%</b>            | <b>100</b>             | <b>1,600</b>   | <b>1,700</b>   | <b>0.0%</b>            | <b>-</b>               |
| <b>UTILITIES</b>                      |                |                |                        |                        |                |                        |                        |                |                |                        |                        |
| 505011 Gas & Electric                 | -              | -              | 0.0%                   | -                      | -              | 0.0%                   | -                      | -              | -              | 0.0%                   | -                      |
| 505021 Water & Garbage                | -              | -              | 0.0%                   | -                      | -              | 0.0%                   | -                      | -              | -              | 0.0%                   | -                      |
| 505031 Telecommunications             | -              | -              | 0.0%                   | -                      | -              | 0.0%                   | -                      | -              | -              | 0.0%                   | -                      |
| <b>Totals</b>                         | <b>-</b>       | <b>-</b>       | <b>0.0%</b>            | <b>-</b>               | <b>-</b>       | <b>0.0%</b>            | <b>-</b>               | <b>-</b>       | <b>-</b>       | <b>0.0%</b>            | <b>-</b>               |
| <b>CASUALTY &amp; LIABILITY</b>       |                |                |                        |                        |                |                        |                        |                |                |                        |                        |
| 506011 Insurance - Property           | -              | -              | 0.0%                   | -                      | -              | 0.0%                   | -                      | -              | -              | 0.0%                   | -                      |
| 506015 Insurance - PL/PD              | -              | -              | 0.0%                   | -                      | -              | 0.0%                   | -                      | -              | -              | 0.0%                   | -                      |
| 506021 Insurance - Other              | -              | -              | 0.0%                   | -                      | -              | 0.0%                   | -                      | -              | -              | 0.0%                   | -                      |
| 506123 Settlement Costs               | 150,000        | 150,000        | 0.0%                   | -                      | 150,000        | 0.0%                   | -                      | -              | 150,000        | 0.0%                   | -                      |
| 506127 Repairs - District Prop        | -              | -              | 0.0%                   | -                      | -              | 0.0%                   | -                      | -              | -              | 0.0%                   | -                      |
| <b>Totals</b>                         | <b>150,000</b> | <b>150,000</b> | <b>0.0%</b>            | <b>-</b>               | <b>150,000</b> | <b>0.0%</b>            | <b>-</b>               | <b>150,000</b> | <b>150,000</b> | <b>0.0%</b>            | <b>-</b>               |

**SANTA CRUZ METROPOLITAN TRANSIT DISTRICT**  
**FY18 & FY19 OPERATING BUDGET**  
 Risk Management - 1800

| ACCOUNT                             | Jun-16         | May-17         | % CHANGE               | \$ CHANGE              | May-17         | % CHANGE               | \$ CHANGE              |
|-------------------------------------|----------------|----------------|------------------------|------------------------|----------------|------------------------|------------------------|
|                                     | BUDGET<br>FY17 | BUDGET<br>FY18 | BUDG FY17<br>BUDG FY18 | BUDG FY17<br>BUDG FY18 | BUDGET<br>FY19 | BUDG FY18<br>BUDG FY19 | BUDG FY18<br>BUDG FY19 |
| <b>TAXES</b>                        |                |                |                        |                        |                |                        |                        |
| 507051 Fuel Tax                     | -              | -              | 0.0%                   | -                      | -              | 0.0%                   | -                      |
| 507201 Licenses & Permits           | -              | -              | 0.0%                   | -                      | -              | 0.0%                   | -                      |
| 507999 Other Taxes                  | -              | -              | 0.0%                   | -                      | -              | 0.0%                   | -                      |
| <b>Totals</b>                       | -              | -              | 0.0%                   | -                      | -              | 0.0%                   | -                      |
| <b>PURCHASED TRANS.</b>             |                |                |                        |                        |                |                        |                        |
| 503406 Contract/Paratransit         | -              | -              | 0.0%                   | -                      | -              | 0.0%                   | -                      |
| <b>Totals</b>                       | -              | -              | 0.0%                   | -                      | -              | 0.0%                   | -                      |
| <b>MISC EXPENSE</b>                 |                |                |                        |                        |                |                        |                        |
| 509011 Dues/Subscriptions           | 500            | 500            | 0.0%                   | -                      | 500            | 0.0%                   | -                      |
| 509081 Advertising - District Promo | -              | -              | 0.0%                   | -                      | -              | 0.0%                   | -                      |
| 509101 Employee Incentive Program   | -              | -              | 0.0%                   | -                      | -              | 0.0%                   | -                      |
| 509121 Employee Training            | 4,000          | 3,000          | -25.0%                 | (1,000)                | 3,000          | 0.0%                   | -                      |
| 509122 BOD Travel                   | -              | -              | 0.0%                   | -                      | -              | 0.0%                   | -                      |
| 509123 Travel                       | 3,000          | 2,000          | -33.3%                 | (1,000)                | 2,000          | 0.0%                   | -                      |
| 509125 Local Meeting Expense        | -              | -              | 0.0%                   | -                      | -              | 0.0%                   | -                      |
| 509127 Board Director Fees          | -              | -              | 0.0%                   | -                      | -              | 0.0%                   | -                      |
| 509150 Contributions                | -              | -              | 0.0%                   | -                      | -              | 0.0%                   | -                      |
| 509198 Cash Over/Short              | -              | -              | 0.0%                   | -                      | -              | 0.0%                   | -                      |
| 509999 Other Misc Expense           | -              | -              | 0.0%                   | -                      | -              | 0.0%                   | -                      |
| <b>Totals</b>                       | 7,500          | 5,500          | -26.7%                 | (2,000)                | 5,500          | 0.0%                   | -                      |
| <b>LEASES &amp; RENTALS</b>         |                |                |                        |                        |                |                        |                        |
| 512011 Facility Lease               | -              | -              | 0.0%                   | -                      | -              | 0.0%                   | -                      |
| 512061 Equipment Rental             | -              | -              | 0.0%                   | -                      | -              | 0.0%                   | -                      |
| <b>Totals</b>                       | -              | -              | 0.0%                   | -                      | -              | 0.0%                   | -                      |
| <b>PERSONNEL TOTAL</b>              |                |                |                        |                        |                |                        |                        |
|                                     | 243,539        | 248,142        | 1.9%                   | 4,603                  | 263,281        | 6.1%                   | 15,139                 |
| <b>NON-PERSONNEL TOTAL</b>          |                |                |                        |                        |                |                        |                        |
|                                     | 729,827        | 157,700        | -78.4%                 | (572,127)              | 157,700        | 0.0%                   | -                      |
| <b>DEPARTMENT TOTALS</b>            |                |                |                        |                        |                |                        |                        |
|                                     | 973,366        | 405,842        | -58.3%                 | (567,524)              | 420,981        | 3.7%                   | 15,139                 |

**SANTA CRUZ METROPOLITAN TRANSIT DISTRICT**  
**FY18 & FY19 OPERATING BUDGET**  
 Purchasing - 1900

| ACCOUNT                             | Jun-16         | May-17         | % CHANGE               | \$ CHANGE              | May-17         | % CHANGE               | \$ CHANGE              |
|-------------------------------------|----------------|----------------|------------------------|------------------------|----------------|------------------------|------------------------|
|                                     | BUDGET<br>FY17 | BUDGET<br>FY18 | BUDG FY17<br>BUDG FY18 | BUDG FY17<br>BUDG FY18 | BUDGET<br>FY19 | BUDG FY18<br>BUDG FY19 | BUDG FY18<br>BUDG FY19 |
| <b>LABOR</b>                        |                |                |                        |                        |                |                        |                        |
| 501011 Bus Operator Pay             | -              | -              | 0.0%                   | -                      | -              | 0.0%                   | -                      |
| 501013 Bus Operator OT              | -              | -              | 0.0%                   | -                      | -              | 0.0%                   | -                      |
| 501021 Other Salaries               | 419,396        | 447,977        | 6.8%                   | 28,581                 | 459,252        | 2.5%                   | 11,275                 |
| 501023 Other OT                     | 1,765          | 1,100          | -37.7%                 | (665)                  | 1,128          | 2.5%                   | 28                     |
| <b>Totals</b>                       | <b>421,161</b> | <b>449,077</b> | <b>6.6%</b>            | <b>27,916</b>          | <b>460,380</b> | <b>2.5%</b>            | <b>11,303</b>          |
| <b>FRINGE BENEFITS</b>              |                |                |                        |                        |                |                        |                        |
| 502011 Medicare/Soc. Sec.           | 7,595          | 8,100          | 6.6%                   | 505                    | 8,304          | 2.5%                   | 205                    |
| 502021 Retirement                   | 117,981        | 132,686        | 12.5%                  | 14,705                 | 143,468        | 8.1%                   | 10,782                 |
| 502031 Medical Ins                  | 187,703        | 168,106        | -10.4%                 | (19,598)               | 176,106        | 4.8%                   | 8,000                  |
| 502041 Dental Ins                   | 11,111         | 8,978          | -19.2%                 | (2,133)                | 9,247          | 3.0%                   | 269                    |
| 502045 Vision Ins                   | 2,561          | 2,638          | 3.0%                   | 77                     | 2,717          | 3.0%                   | 79                     |
| 502051 Life Ins/AD&D                | 1,044          | 932            | -10.8%                 | (112)                  | 960            | 3.0%                   | 28                     |
| 502060 State Disability Ins (SDI)   | 4,941          | 4,899          | -0.8%                  | (42)                   | 5,150          | 5.1%                   | 251                    |
| 502061 Long Term Disability Ins     | 4,007          | 4,227          | 5.5%                   | 220                    | 4,393          | 3.9%                   | 166                    |
| 502071 State Unemployment Ins (SUI) | 1,891          | 1,400          | -26.0%                 | (491)                  | 1,485          | 6.1%                   | 85                     |
| 502081 Worker's Comp Ins            | 20,059         | 22,521         | 12.3%                  | 2,462                  | 23,197         | 3.0%                   | 676                    |
| 502101 Holiday Pay                  | 16,063         | 17,154         | 6.8%                   | 1,091                  | 17,587         | 2.5%                   | 433                    |
| 502103 Floating Holiday             | 4,935          | 5,284          | 7.1%                   | 349                    | 5,548          | 5.0%                   | 264                    |
| 502109 Sick Leave                   | 24,094         | 25,731         | 6.8%                   | 1,637                  | 26,381         | 2.5%                   | 650                    |
| 502111 Annual Leave                 | 53,786         | 57,336         | 6.6%                   | 3,550                  | 58,694         | 2.4%                   | 1,358                  |
| 502121 Other Paid Absence           | 3,765          | 4,020          | 6.8%                   | 256                    | 4,122          | 2.5%                   | 102                    |
| 502251 Phys. Exams                  | -              | -              | 0.0%                   | -                      | -              | 0.0%                   | -                      |
| 502253 Driver Lic Renewal           | -              | -              | 0.0%                   | -                      | -              | 0.0%                   | -                      |
| 502999 Other Fringe Benefits        | 2,174          | 2,172          | -0.1%                  | (1)                    | 2,179          | 0.3%                   | 7                      |
| <b>Totals</b>                       | <b>463,709</b> | <b>466,184</b> | <b>0.5%</b>            | <b>2,475</b>           | <b>489,538</b> | <b>5.0%</b>            | <b>23,354</b>          |

# Attachment C

## SANTA CRUZ METROPOLITAN TRANSIT DISTRICT FY18 & FY19 OPERATING BUDGET Purchasing - 1900

| ACCOUNT                                 | Jun-16         | May-17         | % CHANGE               | \$ CHANGE              | May-17         | % CHANGE               | \$ CHANGE              | Jun-16       | May-17         | % CHANGE               | \$ CHANGE              |
|---|----------------|----------------|------------------------|------------------------|----------------|------------------------|------------------------|--------------|----------------|------------------------|------------------------|
|   | BUDGET<br>FY17 | BUDGET<br>FY18 | BUDG FY17<br>BUDG FY18 | BUDG FY17<br>BUDG FY18 | BUDGET<br>FY19 | BUDG FY18<br>BUDG FY19 | BUDG FY18<br>BUDG FY19 | BUDG FY18    | BUDGET<br>FY19 | BUDG FY18<br>BUDG FY19 | BUDG FY18<br>BUDG FY19 |
| <b>SERVICES</b>                         |                |                |                        |                        |                |                        |                        |              |                |                        |                        |
| 503011 Acting/Audit Fees                | -              | -              | 0.0%                   | -                      | -              | 0.0%                   | -                      | -            | -              | 0.0%                   | -                      |
| 503012 Admin/Bank Fees                  | -              | -              | 0.0%                   | -                      | -              | 0.0%                   | -                      | -            | -              | 0.0%                   | -                      |
| 503031 Prof/Technical Fees              | -              | -              | 0.0%                   | -                      | -              | 0.0%                   | -                      | -            | -              | 0.0%                   | -                      |
| 503032 Legislative Services             | -              | -              | 0.0%                   | -                      | -              | 0.0%                   | -                      | -            | -              | 0.0%                   | -                      |
| 503033 Legal Services                   | -              | -              | 0.0%                   | -                      | -              | 0.0%                   | -                      | -            | -              | 0.0%                   | -                      |
| 503034 Pre-Employment Exams             | -              | -              | 0.0%                   | -                      | -              | 0.0%                   | -                      | -            | -              | 0.0%                   | -                      |
| 503041 Temp Help                        | -              | -              | 0.0%                   | -                      | -              | 0.0%                   | -                      | -            | -              | 0.0%                   | -                      |
| 503161 Custodial Services               | -              | -              | 0.0%                   | -                      | -              | 0.0%                   | -                      | -            | -              | 0.0%                   | -                      |
| 503162 Uniforms/Laundry                 | 850            | 850            | 0.0%                   | -                      | 850            | 0.0%                   | -                      | 850          | 850            | 0.0%                   | -                      |
| 503171 Security Services                | -              | -              | 0.0%                   | -                      | -              | 0.0%                   | -                      | -            | -              | 0.0%                   | -                      |
| 503221 Classified/Legal Ads             | 1,000          | 1,200          | 20.0%                  | 200                    | 1,200          | 0.0%                   | -                      | 1,200        | 1,200          | 0.0%                   | -                      |
| 503222 Legal Ads                        | -              | -              | 0.0%                   | -                      | -              | 0.0%                   | -                      | -            | -              | 0.0%                   | -                      |
| 503225 Graphic Services                 | -              | -              | 0.0%                   | -                      | -              | 0.0%                   | -                      | -            | -              | 0.0%                   | -                      |
| 503351 Repair - Bldg & Impr             | -              | -              | 0.0%                   | -                      | -              | 0.0%                   | -                      | -            | -              | 0.0%                   | -                      |
| 503352 Repair - Equipment               | -              | -              | 0.0%                   | -                      | -              | 0.0%                   | -                      | -            | -              | 0.0%                   | -                      |
| 503353 Repair - Rev Vehicle             | -              | -              | 0.0%                   | -                      | -              | 0.0%                   | -                      | -            | -              | 0.0%                   | -                      |
| 503354 Repair - Non Rev Vehicle         | -              | -              | 0.0%                   | -                      | -              | 0.0%                   | -                      | -            | -              | 0.0%                   | -                      |
| 503363 Haz Mat Disposal                 | -              | -              | 0.0%                   | -                      | -              | 0.0%                   | -                      | -            | -              | 0.0%                   | -                      |
| <b>Totals</b>                           | <b>1,850</b>   | <b>2,050</b>   | <b>10.8%</b>           | <b>200</b>             | <b>2,050</b>   | <b>0.0%</b>            | <b>200</b>             | <b>2,050</b> | <b>2,050</b>   | <b>0.0%</b>            | <b>-</b>               |
| <b>MOBILE MATERIALS &amp; SUPPLIES</b>  |                |                |                        |                        |                |                        |                        |              |                |                        |                        |
| 504011 Fuels & Lubricants - Non Rev Veh | -              | -              | 0.0%                   | -                      | -              | 0.0%                   | -                      | -            | -              | 0.0%                   | -                      |
| 504012 Fuels & Lubricants - Rev Veh     | -              | -              | 0.0%                   | -                      | -              | 0.0%                   | -                      | -            | -              | 0.0%                   | -                      |
| 504021 Tires & Tubes                    | -              | -              | 0.0%                   | -                      | -              | 0.0%                   | -                      | -            | -              | 0.0%                   | -                      |
| 504161 Other Mobile Supplies            | -              | -              | 0.0%                   | -                      | -              | 0.0%                   | -                      | -            | -              | 0.0%                   | -                      |
| 504191 Rev Vehicle Parts                | -              | -              | 0.0%                   | -                      | -              | 0.0%                   | -                      | -            | -              | 0.0%                   | -                      |
| <b>Totals</b>                           | <b>-</b>       | <b>-</b>       | <b>0.0%</b>            | <b>-</b>               | <b>-</b>       | <b>0.0%</b>            | <b>-</b>               | <b>-</b>     | <b>-</b>       | <b>0.0%</b>            | <b>-</b>               |



# Attachment C

## SANTA CRUZ METROPOLITAN TRANSIT DISTRICT FY18 & FY19 OPERATING BUDGET Purchasing - 1900

| ACCOUNT                               | Jun-16         | May-17         | % CHANGE               | \$ CHANGE              | May-17         | % CHANGE               | \$ CHANGE              | May-17         | % CHANGE               | \$ CHANGE              |
|---------------------------------------|----------------|----------------|------------------------|------------------------|----------------|------------------------|------------------------|----------------|------------------------|------------------------|
|                                       | BUDGET<br>FY17 | BUDGET<br>FY18 | BUDG FY17<br>BUDG FY18 | BUDG FY17<br>BUDG FY18 | BUDGET<br>FY19 | BUDG FY18<br>BUDG FY19 | BUDG FY18<br>BUDG FY19 | BUDGET<br>FY19 | BUDG FY18<br>BUDG FY19 | BUDG FY18<br>BUDG FY19 |
| <b>OTHER MATERIALS &amp; SUPPLIES</b> |                |                |                        |                        |                |                        |                        |                |                        |                        |
| 504205 Freight Out                    | -              | -              | 0.0%                   | -                      | -              | 0.0%                   | -                      | -              | 0.0%                   | -                      |
| 504211 Postage & Mailing              | 300            | 100            | -66.7%                 | (200)                  | 100            | 0.0%                   | -                      | 100            | 0.0%                   | -                      |
| 504214 Promotional Items              | -              | -              | 0.0%                   | -                      | -              | 0.0%                   | -                      | -              | 0.0%                   | -                      |
| 504215 Printing                       | 300            | 300            | 0.0%                   | -                      | 200            | -33.3%                 | (100)                  | 200            | 0.0%                   | (100)                  |
| 504217 Photo Supp/Process             | -              | -              | 0.0%                   | -                      | -              | 0.0%                   | -                      | -              | 0.0%                   | -                      |
| 504311 Office Supplies                | 1,500          | 1,500          | 0.0%                   | -                      | 1,500          | 0.0%                   | -                      | 1,500          | 0.0%                   | -                      |
| 504315 Safety Supplies                | -              | -              | 0.0%                   | -                      | -              | 0.0%                   | -                      | -              | 0.0%                   | -                      |
| 504317 Cleaning Supplies              | -              | -              | 0.0%                   | -                      | -              | 0.0%                   | -                      | -              | 0.0%                   | -                      |
| 504409 Repair/Maint Supplies          | -              | -              | 0.0%                   | -                      | -              | 0.0%                   | -                      | -              | 0.0%                   | -                      |
| 504417 Tenant Repairs                 | -              | -              | 0.0%                   | -                      | -              | 0.0%                   | -                      | -              | 0.0%                   | -                      |
| 504421 Non-Inventory Parts            | -              | -              | 0.0%                   | -                      | -              | 0.0%                   | -                      | -              | 0.0%                   | -                      |
| 504511 Small Tools                    | -              | -              | 0.0%                   | -                      | -              | 0.0%                   | -                      | -              | 0.0%                   | -                      |
| 504515 Employee Tool Replacement      | -              | -              | 0.0%                   | -                      | -              | 0.0%                   | -                      | -              | 0.0%                   | -                      |
| <b>Totals</b>                         | <b>2,100</b>   | <b>1,900</b>   | <b>-9.5%</b>           | <b>(200)</b>           | <b>1,800</b>   | <b>-5.3%</b>           | <b>(100)</b>           | <b>1,800</b>   | <b>-5.3%</b>           | <b>(100)</b>           |
| <b>UTILITIES</b>                      |                |                |                        |                        |                |                        |                        |                |                        |                        |
| 505011 Gas & Electric                 | -              | -              | 0.0%                   | -                      | -              | 0.0%                   | -                      | -              | 0.0%                   | -                      |
| 505021 Water & Garbage                | -              | -              | 0.0%                   | -                      | -              | 0.0%                   | -                      | -              | 0.0%                   | -                      |
| 505031 Telecommunications             | -              | -              | 0.0%                   | -                      | -              | 0.0%                   | -                      | -              | 0.0%                   | -                      |
| <b>Totals</b>                         | <b>-</b>       | <b>-</b>       | <b>0.0%</b>            | <b>-</b>               | <b>-</b>       | <b>0.0%</b>            | <b>-</b>               | <b>-</b>       | <b>0.0%</b>            | <b>-</b>               |
| <b>CASUALTY &amp; LIABILITY</b>       |                |                |                        |                        |                |                        |                        |                |                        |                        |
| 506011 Insurance - Property           | -              | -              | 0.0%                   | -                      | -              | 0.0%                   | -                      | -              | 0.0%                   | -                      |
| 506015 Insurance - PL/PD              | -              | -              | 0.0%                   | -                      | -              | 0.0%                   | -                      | -              | 0.0%                   | -                      |
| 506021 Insurance - Other              | -              | -              | 0.0%                   | -                      | -              | 0.0%                   | -                      | -              | 0.0%                   | -                      |
| 506123 Settlement Costs               | -              | -              | 0.0%                   | -                      | -              | 0.0%                   | -                      | -              | 0.0%                   | -                      |
| 506127 Repairs - District Prop        | -              | -              | 0.0%                   | -                      | -              | 0.0%                   | -                      | -              | 0.0%                   | -                      |
| <b>Totals</b>                         | <b>-</b>       | <b>-</b>       | <b>0.0%</b>            | <b>-</b>               | <b>-</b>       | <b>0.0%</b>            | <b>-</b>               | <b>-</b>       | <b>0.0%</b>            | <b>-</b>               |

# Attachment C

## SANTA CRUZ METROPOLITAN TRANSIT DISTRICT FY18 & FY19 OPERATING BUDGET Purchasing - 1900

| ACCOUNT                             | Jun-16<br>BUDGET<br>FY17 | May-17<br>BUDGET<br>FY18 | % CHANGE<br>BUDG FY17<br>BUDG FY18 | \$ CHANGE<br>BUDG FY17<br>BUDG FY18 | May-17<br>BUDGET<br>FY19 | % CHANGE<br>BUDG FY18<br>BUDG FY19 | \$ CHANGE<br>BUDG FY18<br>BUDG FY19 |
|-------------------------------------|--------------------------|--------------------------|------------------------------------|-------------------------------------|--------------------------|------------------------------------|-------------------------------------|
| <b>TAXES</b>                        |                          |                          |                                    |                                     |                          |                                    |                                     |
| 507051 Fuel Tax                     | -                        | -                        | 0.0%                               | -                                   | -                        | 0.0%                               | -                                   |
| 507201 Licenses & Permits           | -                        | -                        | 0.0%                               | -                                   | -                        | 0.0%                               | -                                   |
| 507999 Other Taxes                  | -                        | -                        | 0.0%                               | -                                   | -                        | 0.0%                               | -                                   |
| <b>Totals</b>                       | <b>-</b>                 | <b>-</b>                 | <b>0.0%</b>                        | <b>-</b>                            | <b>-</b>                 | <b>0.0%</b>                        | <b>-</b>                            |
| <b>PURCHASED TRANS.</b>             |                          |                          |                                    |                                     |                          |                                    |                                     |
| 503406 Contract/Paratransit         | -                        | -                        | 0.0%                               | -                                   | -                        | 0.0%                               | -                                   |
| <b>Totals</b>                       | <b>-</b>                 | <b>-</b>                 | <b>0.0%</b>                        | <b>-</b>                            | <b>-</b>                 | <b>0.0%</b>                        | <b>-</b>                            |
| <b>MISC EXPENSE</b>                 |                          |                          |                                    |                                     |                          |                                    |                                     |
| 509011 Dues/Subscriptions           | 320                      | 450                      | 40.6%                              | 130                                 | 450                      | 0.0%                               | -                                   |
| 509081 Advertising - District Promo | -                        | -                        | 0.0%                               | -                                   | -                        | 0.0%                               | -                                   |
| 509101 Employee Incentive Program   | -                        | -                        | 0.0%                               | -                                   | -                        | 0.0%                               | -                                   |
| 509121 Employee Training            | 2,308                    | 2,308                    | 0.0%                               | -                                   | 2,308                    | 0.0%                               | -                                   |
| 509122 BOD Travel                   | -                        | -                        | 0.0%                               | -                                   | -                        | 0.0%                               | -                                   |
| 509123 Travel                       | 3,250                    | 3,250                    | 0.0%                               | -                                   | 3,250                    | 0.0%                               | -                                   |
| 509125 Local Meeting Expense        | -                        | -                        | 0.0%                               | -                                   | -                        | 0.0%                               | -                                   |
| 509127 Board Director Fees          | -                        | -                        | 0.0%                               | -                                   | -                        | 0.0%                               | -                                   |
| 509150 Contributions                | -                        | -                        | 0.0%                               | -                                   | -                        | 0.0%                               | -                                   |
| 509198 Cash Over/Short              | -                        | -                        | 0.0%                               | -                                   | -                        | 0.0%                               | -                                   |
| 509999 Other Misc Expense           | -                        | -                        | 0.0%                               | -                                   | -                        | 0.0%                               | -                                   |
| <b>Totals</b>                       | <b>5,878</b>             | <b>6,008</b>             | <b>2.2%</b>                        | <b>130</b>                          | <b>6,008</b>             | <b>0.0%</b>                        | <b>-</b>                            |
| <b>LEASES &amp; RENTALS</b>         |                          |                          |                                    |                                     |                          |                                    |                                     |
| 512011 Facility Lease               | -                        | -                        | 0.0%                               | -                                   | -                        | 0.0%                               | -                                   |
| 512061 Equipment Rental             | -                        | -                        | 0.0%                               | -                                   | -                        | 0.0%                               | -                                   |
| <b>Totals</b>                       | <b>-</b>                 | <b>-</b>                 | <b>0.0%</b>                        | <b>-</b>                            | <b>-</b>                 | <b>0.0%</b>                        | <b>-</b>                            |
| <b>PERSONNEL TOTAL</b>              | <b>884,870</b>           | <b>915,261</b>           | <b>3.4%</b>                        | <b>30,391</b>                       | <b>949,918</b>           | <b>3.8%</b>                        | <b>34,657</b>                       |
| <b>NON-PERSONNEL TOTAL</b>          | <b>9,828</b>             | <b>9,958</b>             | <b>1.3%</b>                        | <b>130</b>                          | <b>9,858</b>             | <b>-1.0%</b>                       | <b>(100)</b>                        |
| <b>DEPARTMENT TOTALS</b>            | <b>894,698</b>           | <b>925,219</b>           | <b>3.4%</b>                        | <b>30,521</b>                       | <b>959,776</b>           | <b>3.7%</b>                        | <b>34,557</b>                       |

**SANTA CRUZ METROPOLITAN TRANSIT DISTRICT**  
**FY18 & FY19 OPERATING BUDGET**  
 Facilities Maintenance - 2200

| ACCOUNT                             | Jun-16         | May-17         | % CHANGE               | \$ CHANGE              | May-17         | % CHANGE               | \$ CHANGE              |
|-------------------------------------|----------------|----------------|------------------------|------------------------|----------------|------------------------|------------------------|
|                                     | BUDGET<br>FY17 | BUDGET<br>FY18 | BUDG FY17<br>BUDG FY18 | BUDG FY17<br>BUDG FY18 | BUDGET<br>FY19 | BUDG FY18<br>BUDG FY19 | BUDG FY18<br>BUDG FY19 |
| <b>LABOR</b>                        |                |                |                        |                        |                |                        |                        |
| 501011 Bus Operator Pay             | -              | -              | 0.0%                   | -                      | -              | 0.0%                   | -                      |
| 501013 Bus Operator OT              | -              | -              | 0.0%                   | -                      | -              | 0.0%                   | -                      |
| 501021 Other Salaries               | 739,949        | 719,432        | -2.8%                  | (20,517)               | 736,731        | 2.4%                   | 17,298                 |
| 501023 Other OT                     | 40,452         | 40,452         | 0.0%                   | 0                      | 41,425         | 2.4%                   | 973                    |
| <b>Totals</b>                       | <b>780,401</b> | <b>759,884</b> | <b>-2.6%</b>           | <b>(20,516)</b>        | <b>778,155</b> | <b>2.4%</b>            | <b>18,271</b>          |
| <b>FRINGE BENEFITS</b>              |                |                |                        |                        |                |                        |                        |
| 502011 Medicare/Soc. Sec.           | 13,478         | 13,443         | -0.3%                  | (35)                   | 13,764         | 2.4%                   | 321                    |
| 502021 Retirement                   | 200,922        | 211,021        | 5.0%                   | 10,099                 | 227,862        | 8.0%                   | 16,841                 |
| 502031 Medical Ins                  | 393,079        | 376,712        | -4.2%                  | (16,368)               | 389,660        | 3.4%                   | 12,948                 |
| 502041 Dental Ins                   | 26,012         | 25,004         | -3.9%                  | (1,007)                | 25,754         | 3.0%                   | 750                    |
| 502045 Vision Ins                   | 5,442          | 5,606          | 3.0%                   | 164                    | 5,774          | 3.0%                   | 168                    |
| 502051 Life Ins/AD&D                | 1,992          | 1,761          | -11.6%                 | (231)                  | 1,814          | 3.0%                   | 53                     |
| 502060 State Disability Ins (SDI)   | 8,875          | 8,344          | -6.0%                  | (531)                  | 8,799          | 5.5%                   | 456                    |
| 502061 Long Term Disability Ins     | 6,984          | 7,133          | 2.1%                   | 149                    | 7,486          | 5.0%                   | 353                    |
| 502071 State Unemployment Ins (SUI) | 4,018          | 2,975          | -26.0%                 | (1,043)                | 3,156          | 6.1%                   | 181                    |
| 502081 Worker's Comp Ins            | 42,625         | 47,857         | 12.3%                  | 5,232                  | 49,293         | 3.0%                   | 1,436                  |
| 502101 Holiday Pay                  | 27,355         | 27,281         | -0.3%                  | (74)                   | 27,933         | 2.4%                   | 652                    |
| 502103 Floating Holiday             | -              | -              | 0.0%                   | -                      | -              | 0.0%                   | -                      |
| 502109 Sick Leave                   | 41,032         | 40,922         | -0.3%                  | (110)                  | 41,899         | 2.4%                   | 977                    |
| 502111 Annual Leave                 | 91,286         | 92,612         | 1.5%                   | 1,326                  | 94,707         | 2.3%                   | 2,095                  |
| 502121 Other Paid Absence           | 6,411          | 6,394          | -0.3%                  | (17)                   | 6,547          | 2.4%                   | 153                    |
| 502251 Phys. Exams                  | -              | -              | 0.0%                   | -                      | -              | 0.0%                   | -                      |
| 502253 Driver Lic Renewal           | -              | -              | 0.0%                   | -                      | -              | 0.0%                   | -                      |
| 502999 Other Fringe Benefits        | 474            | 473            | -0.2%                  | (1)                    | 487            | 3.0%                   | 14                     |
| <b>Totals</b>                       | <b>869,984</b> | <b>867,537</b> | <b>-0.3%</b>           | <b>(2,447)</b>         | <b>904,935</b> | <b>4.3%</b>            | <b>37,398</b>          |

**SANTA CRUZ METROPOLITAN TRANSIT DISTRICT**  
**FY18 & FY19 OPERATING BUDGET**  
 Facilities Maintenance - 2200

| ACCOUNT                                 | Jun-16         | May-17         | % CHANGE               | \$ CHANGE              | May-17         | % CHANGE               | \$ CHANGE              | Jun-16    | May-17         | % CHANGE               | \$ CHANGE              |
|---|----------------|----------------|------------------------|------------------------|----------------|------------------------|------------------------|-----------|----------------|------------------------|------------------------|
|   | BUDGET<br>FY17 | BUDGET<br>FY18 | BUDG FY17<br>BUDG FY18 | BUDG FY17<br>BUDG FY18 | BUDGET<br>FY19 | BUDG FY18<br>BUDG FY19 | BUDG FY18<br>BUDG FY19 | BUDG FY18 | BUDGET<br>FY19 | BUDG FY18<br>BUDG FY19 | BUDG FY18<br>BUDG FY19 |
| <b>SERVICES</b>                         |                |                |                        |                        |                |                        |                        |           |                |                        |                        |
| 503011 Acting/Audit Fees                | -              | -              | 0.0%                   | -                      | -              | -                      | -                      | -         | -              | -                      | -                      |
| 503012 Admin/Bank Fees                  | -              | -              | 0.0%                   | -                      | -              | -                      | -                      | -         | -              | -                      | -                      |
| 503031 Prof/Technical Fees              | 21,354         | 25,000         | 17.1%                  | 3,646                  | 25,000         | -                      | -                      | -         | -              | -                      | -                      |
| 503032 Legislative Services             | -              | -              | 0.0%                   | -                      | -              | -                      | -                      | -         | -              | -                      | -                      |
| 503033 Legal Services                   | -              | -              | 0.0%                   | -                      | -              | -                      | -                      | -         | -              | -                      | -                      |
| 503034 Pre-Employment Exams             | -              | -              | 0.0%                   | -                      | -              | -                      | -                      | -         | -              | -                      | -                      |
| 503041 Temp Help                        | -              | -              | 0.0%                   | -                      | -              | -                      | -                      | -         | -              | -                      | -                      |
| 503161 Custodial Services               | 5,468          | 7,000          | 28.0%                  | 1,532                  | 7,000          | -                      | -                      | -         | -              | -                      | -                      |
| 503162 Uniforms/Laundry                 | 4,330          | 4,500          | 3.9%                   | 170                    | 4,500          | -                      | -                      | -         | -              | -                      | -                      |
| 503171 Security Services                | 9,490          | 10,600         | 11.7%                  | 1,110                  | 10,600         | -                      | -                      | -         | -              | -                      | -                      |
| 503221 Classified/Legal Ads             | -              | -              | 0.0%                   | -                      | -              | -                      | -                      | -         | -              | -                      | -                      |
| 503222 Legal Ads                        | -              | -              | 0.0%                   | -                      | -              | -                      | -                      | -         | -              | -                      | -                      |
| 503225 Graphic Services                 | -              | -              | 0.0%                   | -                      | -              | -                      | -                      | -         | -              | -                      | -                      |
| 503351 Repair - Bldg & Impr             | 48,590         | 50,000         | 2.9%                   | 1,410                  | 50,000         | -                      | -                      | -         | -              | -                      | -                      |
| 503352 Repair - Equipment               | 278,846        | 280,000        | 0.4%                   | 1,154                  | 280,000        | -                      | -                      | -         | -              | -                      | -                      |
| 503353 Repair - Rev Vehicle             | -              | -              | 0.0%                   | -                      | -              | -                      | -                      | -         | -              | -                      | -                      |
| 503354 Repair - Non Rev Vehicle         | -              | -              | 0.0%                   | -                      | -              | -                      | -                      | -         | -              | -                      | -                      |
| 503363 Haz Mat Disposal                 | 40,452         | 48,400         | 19.6%                  | 7,948                  | 48,400         | -                      | -                      | -         | -              | -                      | -                      |
| Totals                                  | 408,530        | 425,500        | 4.2%                   | 16,970                 | 425,500        | -                      | -                      | -         | -              | -                      | -                      |
| <b>MOBILE MATERIALS &amp; SUPPLIES</b>  |                |                |                        |                        |                |                        |                        |           |                |                        |                        |
| 504011 Fuels & Lubricants - Non Rev Veh | -              | -              | 0.0%                   | -                      | -              | -                      | -                      | -         | -              | -                      | -                      |
| 504012 Fuels & Lubricants - Rev Veh     | -              | -              | 0.0%                   | -                      | -              | -                      | -                      | -         | -              | -                      | -                      |
| 504021 Tires & Tubes                    | -              | -              | 0.0%                   | -                      | -              | -                      | -                      | -         | -              | -                      | -                      |
| 504161 Other Mobile Supplies            | -              | -              | 0.0%                   | -                      | -              | -                      | -                      | -         | -              | -                      | -                      |
| 504191 Rev Vehicle Parts                | -              | -              | 0.0%                   | -                      | -              | -                      | -                      | -         | -              | -                      | -                      |
| Totals                                  | -              | -              | 0.0%                   | -                      | -              | -                      | -                      | -         | -              | -                      | -                      |

**SANTA CRUZ METROPOLITAN TRANSIT DISTRICT**  
**FY18 & FY19 OPERATING BUDGET**  
 Facilities Maintenance - 2200

| ACCOUNT                               | Jun-16         | May-17         | % CHANGE               | \$ CHANGE              | May-17         | % CHANGE               | \$ CHANGE              | May-17         | % CHANGE               |
|---------------------------------------|----------------|----------------|------------------------|------------------------|----------------|------------------------|------------------------|----------------|------------------------|
|                                       | BUDGET<br>FY17 | BUDGET<br>FY18 | BUDG FY17<br>BUDG FY18 | BUDG FY17<br>BUDG FY18 | BUDGET<br>FY19 | BUDG FY18<br>BUDG FY19 | BUDG FY17<br>BUDG FY18 | BUDGET<br>FY19 | BUDG FY18<br>BUDG FY19 |
| <b>OTHER MATERIALS &amp; SUPPLIES</b> |                |                |                        |                        |                |                        |                        |                |                        |
| 504205 Freight Out                    | -              | -              | 0.0%                   | -                      | -              | 0.0%                   | -                      | -              | 0.0%                   |
| 504211 Postage & Mailing              | -              | -              | 0.0%                   | -                      | -              | 0.0%                   | -                      | -              | 0.0%                   |
| 504214 Promotional Items              | -              | -              | 0.0%                   | -                      | -              | 0.0%                   | -                      | -              | 0.0%                   |
| 504215 Printing                       | 6,005          | -              | -100.0%                | (6,005)                | -              | 0.0%                   | -                      | -              | 0.0%                   |
| 504217 Photo Supp/Process             | -              | -              | 0.0%                   | -                      | -              | 0.0%                   | -                      | -              | 0.0%                   |
| 504311 Office Supplies                | 2,000          | 2,000          | 0.0%                   | -                      | 2,000          | 0.0%                   | -                      | 2,000          | 0.0%                   |
| 504315 Safety Supplies                | 6,220          | 6,000          | -3.5%                  | (220)                  | 6,000          | 0.0%                   | -                      | 6,000          | 0.0%                   |
| 504317 Cleaning Supplies              | 47,600         | 38,000         | -20.2%                 | (9,600)                | 38,000         | 0.0%                   | -                      | 38,000         | 0.0%                   |
| 504409 Repair/Maint Supplies          | 114,983        | 110,500        | -3.9%                  | (4,483)                | 110,500        | 0.0%                   | -                      | 110,500        | 0.0%                   |
| 504417 Tenant Repairs                 | 9,000          | 9,000          | 0.0%                   | -                      | 9,000          | 0.0%                   | -                      | 9,000          | 0.0%                   |
| 504421 Non-Inventory Parts            | -              | -              | 0.0%                   | -                      | -              | 0.0%                   | -                      | -              | 0.0%                   |
| 504511 Small Tools                    | 1,236          | 3,000          | 142.7%                 | 1,764                  | 3,000          | 0.0%                   | -                      | 3,000          | 0.0%                   |
| 504515 Employee Tool Replacement      | -              | -              | 0.0%                   | -                      | -              | 0.0%                   | -                      | -              | 0.0%                   |
| <b>Totals</b>                         | <b>187,044</b> | <b>168,500</b> | <b>-9.9%</b>           | <b>(18,544)</b>        | <b>168,500</b> | <b>0.0%</b>            | <b>0.0%</b>            | <b>168,500</b> | <b>0.0%</b>            |
| <b>UTILITIES</b>                      |                |                |                        |                        |                |                        |                        |                |                        |
| 505011 Gas & Electric                 | 285,000        | 292,000        | 2.5%                   | 7,000                  | 292,000        | 0.0%                   | -                      | 292,000        | 0.0%                   |
| 505021 Water & Garbage                | 140,840        | 141,000        | 0.1%                   | 160                    | 141,000        | 0.0%                   | -                      | 141,000        | 0.0%                   |
| 505031 Telecommunications             | 83,808         | 84,000         | 0.2%                   | 192                    | 84,000         | 0.0%                   | -                      | 84,000         | 0.0%                   |
| <b>Totals</b>                         | <b>509,648</b> | <b>517,000</b> | <b>1.4%</b>            | <b>7,352</b>           | <b>517,000</b> | <b>0.0%</b>            | <b>0.0%</b>            | <b>517,000</b> | <b>0.0%</b>            |
| <b>CASUALTY &amp; LIABILITY</b>       |                |                |                        |                        |                |                        |                        |                |                        |
| 506011 Insurance - Property           | -              | -              | 0.0%                   | -                      | -              | 0.0%                   | -                      | -              | 0.0%                   |
| 506015 Insurance - PL/PD              | -              | -              | 0.0%                   | -                      | -              | 0.0%                   | -                      | -              | 0.0%                   |
| 506021 Insurance - Other              | -              | -              | 0.0%                   | -                      | -              | 0.0%                   | -                      | -              | 0.0%                   |
| 506123 Settlement Costs               | -              | -              | 0.0%                   | -                      | -              | 0.0%                   | -                      | -              | 0.0%                   |
| 506127 Repairs - District Prop        | -              | -              | 0.0%                   | -                      | -              | 0.0%                   | -                      | -              | 0.0%                   |
| <b>Totals</b>                         | <b>-</b>       | <b>-</b>       | <b>0.0%</b>            | <b>-</b>               | <b>-</b>       | <b>0.0%</b>            | <b>0.0%</b>            | <b>-</b>       | <b>0.0%</b>            |

**SANTA CRUZ METROPOLITAN TRANSIT DISTRICT**  
**FY18 & FY19 OPERATING BUDGET**  
 Facilities Maintenance - 2200

| ACCOUNT                             | Jun-16           | May-17           | % CHANGE     | \$ CHANGE       | May-17           | % CHANGE  | \$ CHANGE | BUDG FY18        | BUDG FY19        | % CHANGE    | \$ CHANGE     |
|-------------------------------------|------------------|------------------|--------------|-----------------|------------------|-----------|-----------|------------------|------------------|-------------|---------------|
|                                     | BUDGET FY17      | BUDGET FY18      | BUDG FY17    | BUDG FY18       | BUDGET FY19      | BUDG FY18 | BUDG FY19 | BUDG FY18        | BUDG FY19        | BUDG FY18   | BUDG FY19     |
| <b>TAXES</b>                        |                  |                  |              |                 |                  |           |           |                  |                  |             |               |
| 507051 Fuel Tax                     | -                | -                | 0.0%         | -               | -                | -         | -         | -                | -                | 0.0%        | -             |
| 507201 Licenses & Permits           | 16,796           | 16,100           | -4.1%        | (696)           | 16,100           | -         | -         | 16,100           | 16,100           | 0.0%        | -             |
| 507999 Other Taxes                  | 14,400           | 14,400           | 0.0%         | -               | 14,400           | -         | -         | 14,400           | 14,400           | 0.0%        | -             |
| <b>Totals</b>                       | <b>31,196</b>    | <b>30,500</b>    | <b>-2.2%</b> | <b>(696)</b>    | <b>30,500</b>    |           |           | <b>30,500</b>    | <b>30,500</b>    | <b>0.0%</b> | <b>-</b>      |
| <b>PURCHASED TRANS.</b>             |                  |                  |              |                 |                  |           |           |                  |                  |             |               |
| 503406 Contract/Paratransit         | -                | -                | 0.0%         | -               | -                | -         | -         | -                | -                | 0.0%        | -             |
| <b>Totals</b>                       | <b>-</b>         | <b>-</b>         | <b>0.0%</b>  | <b>-</b>        | <b>-</b>         |           |           | <b>-</b>         | <b>-</b>         | <b>0.0%</b> | <b>-</b>      |
| <b>MISC EXPENSE</b>                 |                  |                  |              |                 |                  |           |           |                  |                  |             |               |
| 509011 Dues/Subscriptions           | -                | -                | 0.0%         | -               | -                | -         | -         | -                | -                | 0.0%        | -             |
| 509081 Advertising - District Promo | -                | -                | 0.0%         | -               | -                | -         | -         | -                | -                | 0.0%        | -             |
| 509101 Employee Incentive Program   | -                | -                | 0.0%         | -               | -                | -         | -         | -                | -                | 0.0%        | -             |
| 509121 Employee Training            | 3,000            | 6,500            | 116.7%       | 3,500           | 6,500            | -         | -         | 6,500            | 6,500            | 0.0%        | -             |
| 509122 BOD Travel                   | -                | -                | 0.0%         | -               | -                | -         | -         | -                | -                | 0.0%        | -             |
| 509123 Travel                       | 500              | 400              | -20.0%       | (100)           | 400              | -         | -         | 400              | 400              | 0.0%        | -             |
| 509125 Local Meeting Expense        | -                | -                | 0.0%         | -               | -                | -         | -         | -                | -                | 0.0%        | -             |
| 509127 Board Director Fees          | -                | -                | 0.0%         | -               | -                | -         | -         | -                | -                | 0.0%        | -             |
| 509150 Contributions                | -                | -                | 0.0%         | -               | -                | -         | -         | -                | -                | 0.0%        | -             |
| 509198 Cash Over/Short              | -                | -                | 0.0%         | -               | -                | -         | -         | -                | -                | 0.0%        | -             |
| 509999 Other Misc Expense           | -                | -                | 0.0%         | -               | -                | -         | -         | -                | -                | 0.0%        | -             |
| <b>Totals</b>                       | <b>3,500</b>     | <b>6,900</b>     | <b>97.1%</b> | <b>3,400</b>    | <b>6,900</b>     |           |           | <b>6,900</b>     | <b>6,900</b>     | <b>0.0%</b> | <b>-</b>      |
| <b>LEASES &amp; RENTALS</b>         |                  |                  |              |                 |                  |           |           |                  |                  |             |               |
| 512011 Facility Lease               | 5,000            | 5,000            | 0.0%         | -               | 5,000            | -         | -         | 5,000            | 5,000            | 0.0%        | -             |
| 512061 Equipment Rental             | 6,125            | 6,125            | 0.0%         | -               | 6,125            | -         | -         | 6,125            | 6,125            | 0.0%        | -             |
| <b>Totals</b>                       | <b>11,125</b>    | <b>11,125</b>    | <b>0.0%</b>  | <b>-</b>        | <b>11,125</b>    |           |           | <b>11,125</b>    | <b>11,125</b>    | <b>0.0%</b> | <b>-</b>      |
| <b>PERSONNEL TOTAL</b>              |                  |                  |              |                 |                  |           |           |                  |                  |             |               |
|                                     | 1,650,385        | 1,627,421        | -1.4%        | (22,964)        | 1,683,090        | -         | -         | 1,683,090        | 1,683,090        | 3.4%        | 55,669        |
| <b>NON-PERSONNEL TOTAL</b>          |                  |                  |              |                 |                  |           |           |                  |                  |             |               |
|                                     | 1,151,043        | 1,159,525        | 0.7%         | 8,482           | 1,159,525        | -         | -         | 1,159,525        | 1,159,525        | 0.0%        | -             |
| <b>DEPARTMENT TOTALS</b>            | <b>2,801,428</b> | <b>2,786,946</b> | <b>-0.5%</b> | <b>(14,482)</b> | <b>2,842,615</b> |           |           | <b>2,842,615</b> | <b>2,842,615</b> | <b>2.0%</b> | <b>55,669</b> |

**SANTA CRUZ METROPOLITAN TRANSIT DISTRICT**  
**FY18 & FY19 OPERATING BUDGET**  
 Paratransit - 3100

| ACCOUNT                             | Jun-16           | May-17           | % CHANGE               | \$ CHANGE              | May-17           | % CHANGE               | \$ CHANGE              |
|-------------------------------------|------------------|------------------|------------------------|------------------------|------------------|------------------------|------------------------|
|                                     | BUDGET<br>FY17   | BUDGET<br>FY18   | BUDG FY17<br>BUDG FY18 | BUDG FY17<br>BUDG FY18 | BUDGET<br>FY19   | BUDG FY18<br>BUDG FY19 | BUDG FY18<br>BUDG FY19 |
| <b>LABOR</b>                        |                  |                  |                        |                        |                  |                        |                        |
| 501011 Bus Operator Pay             | 1,068,545        | 1,050,570        | -1.7%                  | (17,975)               | 1,082,441        | 3.0%                   | 31,871                 |
| 501013 Bus Operator OT              | 152,819          | 225,000          | 47.2%                  | 72,181                 | 231,826          | 3.0%                   | 6,826                  |
| 501021 Other Salaries               | 914,765          | 666,118          | -27.2%                 | (248,646)              | 669,714          | 0.5%                   | 3,595                  |
| 501023 Other OT                     | 79,448           | 57,095           | -28.1%                 | (22,353)               | 57,404           | 0.5%                   | 308                    |
| <b>Totals</b>                       | <b>2,215,576</b> | <b>1,998,784</b> | <b>-9.8%</b>           | <b>(216,793)</b>       | <b>2,041,384</b> | <b>2.1%</b>            | <b>42,600</b>          |
| <b>FRINGE BENEFITS</b>              |                  |                  |                        |                        |                  |                        |                        |
| 502011 Medicare/Soc. Sec.           | 37,887           | 34,290           | -9.5%                  | (3,597)                | 34,986           | 2.0%                   | 696                    |
| 502021 Retirement                   | 538,020          | 495,693          | -7.9%                  | (42,327)               | 533,028          | 7.5%                   | 37,335                 |
| 502031 Medical Ins                  | 1,159,172        | 996,758          | -14.0%                 | (162,414)              | 1,048,701        | 5.2%                   | 51,943                 |
| 502041 Dental Ins                   | 60,925           | 52,618           | -13.6%                 | (8,307)                | 54,197           | 3.0%                   | 1,579                  |
| 502045 Vision Ins                   | 16,007           | 14,510           | -9.4%                  | (1,497)                | 14,945           | 3.0%                   | 435                    |
| 502051 Life Ins/AD&D                | 6,014            | 4,764            | -20.8%                 | (1,249)                | 4,907            | 3.0%                   | 143                    |
| 502060 State Disability Ins (SDI)   | 24,909           | 21,230           | -14.8%                 | (3,679)                | 22,342           | 5.2%                   | 1,113                  |
| 502061 Long Term Disability Ins     | 16,417           | 15,058           | -8.3%                  | (1,358)                | 15,814           | 5.0%                   | 755                    |
| 502071 State Unemployment Ins (SUI) | 11,860           | 7,700            | -35.1%                 | (4,160)                | 8,169            | 6.1%                   | 469                    |
| 502081 Worker's Comp Ins            | 121,607          | 121,050          | -0.5%                  | (557)                  | 124,681          | 3.0%                   | 3,631                  |
| 502101 Holiday Pay                  | 72,289           | 63,556           | -12.1%                 | (8,732)                | 64,814           | 2.0%                   | 1,258                  |
| 502103 Floating Holiday             | 8,161            | 8,509            | 4.3%                   | 348                    | 8,509            | 0.0%                   | -                      |
| 502109 Sick Leave                   | 112,276          | 98,644           | -12.1%                 | (13,632)               | 100,609          | 2.0%                   | 1,965                  |
| 502111 Annual Leave                 | 204,648          | 180,452          | -11.8%                 | (24,196)               | 182,340          | 1.0%                   | 1,889                  |
| 502121 Other Paid Absence           | 16,938           | 14,896           | -12.1%                 | (2,042)                | 15,191           | 2.0%                   | 295                    |
| 502251 Phys. Exams                  | 3,183            | 3,183            | 0.0%                   | -                      | 3,183            | 0.0%                   | -                      |
| 502253 Driver Lic Renewal           | 1,061            | 1,061            | 0.0%                   | -                      | 1,061            | 0.0%                   | -                      |
| 502999 Other Fringe Benefits        | 5,293            | 5,124            | -3.2%                  | (169)                  | 5,160            | 0.7%                   | 37                     |
| <b>Totals</b>                       | <b>2,416,667</b> | <b>2,139,096</b> | <b>-11.5%</b>          | <b>(277,571)</b>       | <b>2,242,637</b> | <b>4.8%</b>            | <b>103,541</b>         |

**SANTA CRUZ METROPOLITAN TRANSIT DISTRICT**  
**FY18 & FY19 OPERATING BUDGET**  
 Paratransit - 3100

| ACCOUNT                                 | Jun-16         | May-17         | % CHANGE               | \$ CHANGE              | May-17         | % CHANGE               | \$ CHANGE              | BUDG FY18   | BUDG FY19   | % CHANGE               | \$ CHANGE              |
|---|----------------|----------------|------------------------|------------------------|----------------|------------------------|------------------------|-------------|-------------|------------------------|------------------------|
|   | BUDGET<br>FY17 | BUDGET<br>FY18 | BUDG FY17<br>BUDG FY18 | BUDG FY17<br>BUDG FY18 | BUDGET<br>FY19 | BUDG FY18<br>BUDG FY19 | BUDG FY18<br>BUDG FY19 | BUDG FY18   | BUDG FY19   | BUDG FY18<br>BUDG FY19 | BUDG FY18<br>BUDG FY19 |
| <b>SERVICES</b>                         |                |                |                        |                        |                |                        |                        |             |             |                        |                        |
| 503011 Acting/Audit Fees                | -              | -              | 0.0%                   | -                      | -              | 0.0%                   | -                      | -           | -           | 0.0%                   | -                      |
| 503012 Admin/Bank Fees                  | -              | -              | 0.0%                   | -                      | -              | 0.0%                   | -                      | -           | -           | 0.0%                   | -                      |
| 503031 Prof/Technical Fees              | 3,474          | 3,500          | 0.7%                   | 26                     | 3,500          | 0.0%                   | -                      | -           | -           | 0.0%                   | -                      |
| 503032 Legislative Services             | -              | -              | 0.0%                   | -                      | -              | 0.0%                   | -                      | -           | -           | 0.0%                   | -                      |
| 503033 Legal Services                   | -              | -              | 0.0%                   | -                      | -              | 0.0%                   | -                      | -           | -           | 0.0%                   | -                      |
| 503034 Pre-Employment Exams             | -              | -              | 0.0%                   | -                      | -              | 0.0%                   | -                      | -           | -           | 0.0%                   | -                      |
| 503041 Temp Help                        | -              | -              | 0.0%                   | -                      | -              | 0.0%                   | -                      | -           | -           | 0.0%                   | -                      |
| 503161 Custodial Services               | 1,000          | 1,300          | 30.0%                  | 300                    | 1,300          | 0.0%                   | -                      | -           | -           | 0.0%                   | -                      |
| 503162 Uniforms/Laundry                 | 1,000          | 1,000          | 0.0%                   | -                      | 1,000          | 0.0%                   | -                      | -           | -           | 0.0%                   | -                      |
| 503171 Security Services                | -              | -              | 0.0%                   | -                      | -              | 0.0%                   | -                      | -           | -           | 0.0%                   | -                      |
| 503221 Classified/Legal Ads             | -              | -              | 0.0%                   | -                      | -              | 0.0%                   | -                      | -           | -           | 0.0%                   | -                      |
| 503222 Legal Ads                        | -              | -              | 0.0%                   | -                      | -              | 0.0%                   | -                      | -           | -           | 0.0%                   | -                      |
| 503225 Graphic Services                 | -              | -              | 0.0%                   | -                      | -              | 0.0%                   | -                      | -           | -           | 0.0%                   | -                      |
| 503351 Repair - Bldg & Impr             | -              | -              | 0.0%                   | -                      | -              | 0.0%                   | -                      | -           | -           | 0.0%                   | -                      |
| 503352 Repair - Equipment               | 4,000          | 4,000          | 0.0%                   | -                      | 4,000          | 0.0%                   | -                      | -           | -           | 0.0%                   | -                      |
| 503353 Repair - Rev Vehicle             | 1,500          | 1,500          | 0.0%                   | -                      | 1,500          | 0.0%                   | -                      | -           | -           | 0.0%                   | -                      |
| 503354 Repair - Non Rev Vehicle         | -              | -              | 0.0%                   | -                      | -              | 0.0%                   | -                      | -           | -           | 0.0%                   | -                      |
| 503363 Haz Mat Disposal                 | -              | -              | 0.0%                   | -                      | -              | 0.0%                   | -                      | -           | -           | 0.0%                   | -                      |
| <b>Totals</b>                           | <b>10,974</b>  | <b>11,300</b>  | <b>3.0%</b>            | <b>326</b>             | <b>11,300</b>  | <b>0.0%</b>            | <b>0.0%</b>            | <b>0.0%</b> | <b>0.0%</b> | <b>0.0%</b>            | <b>0.0%</b>            |
| <b>MOBILE MATERIALS &amp; SUPPLIES</b>  |                |                |                        |                        |                |                        |                        |             |             |                        |                        |
| 504011 Fuels & Lubricants - Non Rev Veh | -              | -              | 0.0%                   | -                      | -              | 0.0%                   | -                      | -           | -           | 0.0%                   | -                      |
| 504012 Fuels & Lubricants - Rev Veh     | -              | -              | 0.0%                   | -                      | -              | 0.0%                   | -                      | -           | -           | 0.0%                   | -                      |
| 504021 Tires & Tubes                    | -              | -              | 0.0%                   | -                      | -              | 0.0%                   | -                      | -           | -           | 0.0%                   | -                      |
| 504161 Other Mobile Supplies            | -              | -              | 0.0%                   | -                      | -              | 0.0%                   | -                      | -           | -           | 0.0%                   | -                      |
| 504191 Rev Vehicle Parts                | -              | -              | 0.0%                   | -                      | -              | 0.0%                   | -                      | -           | -           | 0.0%                   | -                      |
| <b>Totals</b>                           | <b>-</b>       | <b>-</b>       | <b>0.0%</b>            | <b>-</b>               | <b>-</b>       | <b>0.0%</b>            | <b>-</b>               | <b>-</b>    | <b>-</b>    | <b>0.0%</b>            | <b>-</b>               |



**SANTA CRUZ METROPOLITAN TRANSIT DISTRICT**  
**FY18 & FY19 OPERATING BUDGET**  
 Paratransit - 3100

| ACCOUNT                               | Jun-16         | May-17         | % CHANGE               | \$ CHANGE              | May-17         | % CHANGE               | \$ CHANGE              |
|---------------------------------------|----------------|----------------|------------------------|------------------------|----------------|------------------------|------------------------|
|                                       | BUDGET<br>FY17 | BUDGET<br>FY18 | BUDG FY17<br>BUDG FY18 | BUDG FY17<br>BUDG FY18 | BUDGET<br>FY19 | BUDG FY18<br>BUDG FY19 | BUDG FY18<br>BUDG FY19 |
| <b>OTHER MATERIALS &amp; SUPPLIES</b> |                |                |                        |                        |                |                        |                        |
| 504205 Freight Out                    | -              | -              | 0.0%                   | -                      | -              | 0.0%                   | -                      |
| 504211 Postage & Mailing              | 5,000          | 2,700          | -46.0%                 | (2,300)                | 2,700          | 0.0%                   | -                      |
| 504214 Promotional Items              | 200            | 200            | 0.0%                   | -                      | 200            | 0.0%                   | -                      |
| 504215 Printing                       | 3,200          | 3,200          | 0.0%                   | -                      | 3,200          | 0.0%                   | -                      |
| 504217 Photo Supp/Process             | 1,000          | -              | -100.0%                | (1,000)                | -              | 0.0%                   | -                      |
| 504311 Office Supplies                | 5,500          | 2,500          | -54.5%                 | (3,000)                | 2,500          | 0.0%                   | -                      |
| 504315 Safety Supplies                | 120            | 120            | 0.0%                   | -                      | 120            | 0.0%                   | -                      |
| 504317 Cleaning Supplies              | 500            | -              | -100.0%                | (500)                  | -              | 0.0%                   | -                      |
| 504409 Repair/Maint Supplies          | -              | -              | 0.0%                   | -                      | -              | 0.0%                   | -                      |
| 504417 Tenant Repairs                 | -              | -              | 0.0%                   | -                      | -              | 0.0%                   | -                      |
| 504421 Non-Inventory Parts            | -              | -              | 0.0%                   | -                      | -              | 0.0%                   | -                      |
| 504511 Small Tools                    | -              | -              | 0.0%                   | -                      | -              | 0.0%                   | -                      |
| 504515 Employee Tool Replacement      | -              | -              | 0.0%                   | -                      | -              | 0.0%                   | -                      |
| <b>Totals</b>                         | <b>15,520</b>  | <b>8,720</b>   | <b>-43.8%</b>          | <b>(6,800)</b>         | <b>8,720</b>   | <b>0.0%</b>            | <b>-</b>               |
| <b>UTILITIES</b>                      |                |                |                        |                        |                |                        |                        |
| 505011 Gas & Electric                 | 12,000         | 12,000         | 0.0%                   | -                      | 12,000         | 0.0%                   | -                      |
| 505021 Water & Garbage                | 6,400          | 6,400          | 0.0%                   | -                      | 6,400          | 0.0%                   | -                      |
| 505031 Telecommunications             | 9,600          | 9,600          | 0.0%                   | -                      | 9,600          | 0.0%                   | -                      |
| <b>Totals</b>                         | <b>28,000</b>  | <b>28,000</b>  | <b>0.0%</b>            | <b>-</b>               | <b>28,000</b>  | <b>0.0%</b>            | <b>-</b>               |
| <b>CASUALTY &amp; LIABILITY</b>       |                |                |                        |                        |                |                        |                        |
| 506011 Insurance - Property           | 167            | -              | -100.0%                | (167)                  | -              | 0.0%                   | -                      |
| 506015 Insurance - PL/PD              | 66,135         | 85,409         | 29.1%                  | 19,274                 | 93,950         | 10.0%                  | 8,541                  |
| 506021 Insurance - Other              | -              | -              | 0.0%                   | -                      | -              | 0.0%                   | -                      |
| 506123 Settlement Costs               | -              | -              | 0.0%                   | -                      | -              | 0.0%                   | -                      |
| 506127 Repairs - District Prop        | -              | -              | 0.0%                   | -                      | -              | 0.0%                   | -                      |
| <b>Totals</b>                         | <b>66,302</b>  | <b>85,409</b>  | <b>28.8%</b>           | <b>19,107</b>          | <b>93,950</b>  | <b>10.0%</b>           | <b>8,541</b>           |

**SANTA CRUZ METROPOLITAN TRANSIT DISTRICT**  
**FY18 & FY19 OPERATING BUDGET**  
 Paratransit - 3100

| ACCOUNT                             | Jun-16<br>BUDGET<br>FY17 | May-17<br>BUDGET<br>FY18 | % CHANGE<br>BUDG FY17<br>BUDG FY18 | \$ CHANGE<br>BUDG FY17<br>BUDG FY18 | May-17<br>BUDGET<br>FY19 | % CHANGE<br>BUDG FY18<br>BUDG FY19 | \$ CHANGE<br>BUDG FY18<br>BUDG FY19 |
|-------------------------------------|--------------------------|--------------------------|------------------------------------|-------------------------------------|--------------------------|------------------------------------|-------------------------------------|
| <b>TAXES</b>                        |                          |                          |                                    |                                     |                          |                                    |                                     |
| 507051 Fuel Tax                     | -                        | -                        | 0.0%                               | -                                   | -                        | 0.0%                               | -                                   |
| 507201 Licenses & Permits           | -                        | -                        | 0.0%                               | -                                   | -                        | 0.0%                               | -                                   |
| 507999 Other Taxes                  | -                        | -                        | 0.0%                               | -                                   | -                        | 0.0%                               | -                                   |
| Totals                              | -                        | -                        | 0.0%                               | -                                   | -                        | 0.0%                               | -                                   |
| <b>PURCHASED TRANS.</b>             |                          |                          |                                    |                                     |                          |                                    |                                     |
| 503406 Contract/Paratransit         | 150,000                  | -                        | -100.0%                            | (150,000)                           | -                        | 0.0%                               | -                                   |
| Totals                              | 150,000                  | -                        | -100.0%                            | (150,000)                           | -                        | 0.0%                               | -                                   |
| <b>MISC EXPENSE</b>                 |                          |                          |                                    |                                     |                          |                                    |                                     |
| 509011 Dues/Subscriptions           | -                        | -                        | 0.0%                               | -                                   | -                        | 0.0%                               | -                                   |
| 509081 Advertising - District Promo | -                        | -                        | 0.0%                               | -                                   | -                        | 0.0%                               | -                                   |
| 509101 Employee Incentive Program   | -                        | -                        | 0.0%                               | -                                   | -                        | 0.0%                               | -                                   |
| 509121 Employee Training            | 2,700                    | 2,700                    | 0.0%                               | -                                   | 2,700                    | 0.0%                               | -                                   |
| 509122 BOD Travel                   | -                        | -                        | 0.0%                               | -                                   | -                        | 0.0%                               | -                                   |
| 509123 Travel                       | 4,925                    | 4,925                    | 0.0%                               | -                                   | 4,925                    | 0.0%                               | -                                   |
| 509125 Local Meeting Expense        | -                        | -                        | 0.0%                               | -                                   | -                        | 0.0%                               | -                                   |
| 509127 Board Director Fees          | -                        | -                        | 0.0%                               | -                                   | -                        | 0.0%                               | -                                   |
| 509150 Contributions                | -                        | -                        | 0.0%                               | -                                   | -                        | 0.0%                               | -                                   |
| 509198 Cash Over/Short              | -                        | -                        | 0.0%                               | -                                   | -                        | 0.0%                               | -                                   |
| 509999 Other Misc Expense           | -                        | -                        | 0.0%                               | -                                   | -                        | 0.0%                               | -                                   |
| Totals                              | 7,625                    | 7,625                    | 0.0%                               | -                                   | 7,625                    | 0.0%                               | -                                   |
| <b>LEASES &amp; RENTALS</b>         |                          |                          |                                    |                                     |                          |                                    |                                     |
| 512011 Facility Lease               | 173,650                  | 179,000                  | 3.1%                               | 5,350                               | 185,000                  | 3.4%                               | 6,000                               |
| 512061 Equipment Rental             | 4,044                    | 4,044                    | 0.0%                               | -                                   | 4,044                    | 0.0%                               | -                                   |
| Totals                              | 177,694                  | 183,044                  | 3.0%                               | 5,350                               | 189,044                  | 3.3%                               | 6,000                               |
| <b>PERSONNEL TOTAL</b>              |                          |                          |                                    |                                     |                          |                                    |                                     |
|                                     | 4,632,244                | 4,137,880                | -10.7%                             | (494,364)                           | 4,284,021                | 3.5%                               | 146,141                             |
| <b>NON-PERSONNEL TOTAL</b>          |                          |                          |                                    |                                     |                          |                                    |                                     |
|                                     | 456,115                  | 324,098                  | -28.9%                             | (132,017)                           | 338,639                  | 4.5%                               | 14,541                              |
| <b>DEPARTMENT TOTALS</b>            |                          |                          |                                    |                                     |                          |                                    |                                     |
|                                     | 5,088,359                | 4,461,978                | -12.3%                             | (626,381)                           | 4,622,660                | 3.6%                               | 160,682                             |

**SANTA CRUZ METROPOLITAN TRANSIT DISTRICT**  
**FY18 & FY19 OPERATING BUDGET**  
 Operations - 3200

| ACCOUNT                             | Jun-16           | May-17           | % CHANGE               | \$ CHANGE              | May-17           | % CHANGE               | \$ CHANGE              |
|-------------------------------------|------------------|------------------|------------------------|------------------------|------------------|------------------------|------------------------|
|                                     | BUDGET<br>FY17   | BUDGET<br>FY18   | BUDG FY17<br>BUDG FY18 | BUDG FY17<br>BUDG FY18 | BUDGET<br>FY19   | BUDG FY18<br>BUDG FY19 | BUDG FY18<br>BUDG FY19 |
| <b>LABOR</b>                        |                  |                  |                        |                        |                  |                        |                        |
| 501011 Bus Operator Pay             | -                | -                | 0.0%                   | -                      | -                | 0.0%                   | -                      |
| 501013 Bus Operator OT              | -                | -                | 0.0%                   | -                      | -                | 0.0%                   | -                      |
| 501021 Other Salaries               | 897,054          | 933,388          | 4.1%                   | 36,334                 | 957,883          | 2.6%                   | 24,495                 |
| 501023 Other OT                     | 166,721          | 168,000          | 0.8%                   | 1,279                  | 172,409          | 2.6%                   | 4,409                  |
| <b>Totals</b>                       | <b>1,063,775</b> | <b>1,101,388</b> | <b>3.5%</b>            | <b>37,613</b>          | <b>1,130,292</b> | <b>2.6%</b>            | <b>28,904</b>          |
| <b>FRINGE BENEFITS</b>              |                  |                  |                        |                        |                  |                        |                        |
| 502011 Medicare/Soc. Sec.           | 18,769           | 19,467           | 3.7%                   | 698                    | 20,033           | 2.9%                   | 566                    |
| 502021 Retirement                   | 254,863          | 279,549          | 9.7%                   | 24,686                 | 303,506          | 8.6%                   | 23,957                 |
| 502031 Medical Ins                  | 343,315          | 325,182          | -5.3%                  | (18,133)               | 339,048          | 4.3%                   | 13,866                 |
| 502041 Dental Ins                   | 19,519           | 17,288           | -11.4%                 | (2,231)                | 17,807           | 3.0%                   | 519                    |
| 502045 Vision Ins                   | 4,802            | 5,276            | 9.9%                   | 474                    | 5,435            | 3.0%                   | 158                    |
| 502051 Life Ins/AD&D                | 1,861            | 1,761            | -5.4%                  | (100)                  | 1,814            | 3.0%                   | 53                     |
| 502060 State Disability Ins (SDI)   | 12,245           | 11,903           | -2.8%                  | (342)                  | 12,653           | 6.3%                   | 750                    |
| 502061 Long Term Disability Ins     | 7,529            | 8,262            | 9.7%                   | 732                    | 8,591            | 4.0%                   | 330                    |
| 502071 State Unemployment Ins (SUI) | 3,545            | 2,800            | -21.0%                 | (745)                  | 2,971            | 6.1%                   | 171                    |
| 502081 Worker's Comp Ins            | 45,133           | 45,042           | -0.2%                  | (91)                   | 46,393           | 3.0%                   | 1,351                  |
| 502101 Holiday Pay                  | 34,494           | 35,984           | 4.3%                   | 1,490                  | 37,049           | 3.0%                   | 1,065                  |
| 502103 Floating Holiday             | 4,534            | 4,856            | 7.1%                   | 322                    | 4,856            | 0.0%                   | -                      |
| 502109 Sick Leave                   | 51,741           | 53,976           | 4.3%                   | 2,235                  | 55,573           | 3.0%                   | 1,597                  |
| 502111 Annual Leave                 | 131,806          | 137,938          | 4.7%                   | 6,132                  | 145,143          | 5.2%                   | 7,204                  |
| 502121 Other Paid Absence           | 8,085            | 8,434            | 4.3%                   | 349                    | 8,683            | 3.0%                   | 250                    |
| 502251 Phys. Exams                  | 530              | 700              | 32.0%                  | 170                    | 700              | 0.0%                   | -                      |
| 502253 Driver Lic Renewal           | -                | 300              | 100.0%                 | 300                    | 300              | 0.0%                   | -                      |
| 502999 Other Fringe Benefits        | 2,368            | 2,395            | 1.1%                   | 27                     | 2,408            | 0.6%                   | 13                     |
| <b>Totals</b>                       | <b>945,140</b>   | <b>961,113</b>   | <b>1.7%</b>            | <b>15,973</b>          | <b>1,012,962</b> | <b>5.4%</b>            | <b>51,849</b>          |

**SANTA CRUZ METROPOLITAN TRANSIT DISTRICT**  
**FY18 & FY19 OPERATING BUDGET**  
 Operations - 3200

| ACCOUNT                                 | Jun-16         | May-17         | % CHANGE               | \$ CHANGE              | May-17         | % CHANGE               | \$ CHANGE              | May-17         | % CHANGE               | \$ CHANGE              |
|---|----------------|----------------|------------------------|------------------------|----------------|------------------------|------------------------|----------------|------------------------|------------------------|
|   | BUDGET<br>FY17 | BUDGET<br>FY18 | BUDG FY17<br>BUDG FY18 | BUDG FY17<br>BUDG FY18 | BUDGET<br>FY19 | BUDG FY18<br>BUDG FY19 | BUDG FY18<br>BUDG FY19 | BUDGET<br>FY19 | BUDG FY18<br>BUDG FY19 | BUDG FY18<br>BUDG FY19 |
| <b>SERVICES</b>                         |                |                |                        |                        |                |                        |                        |                |                        |                        |
| 503011 Acting/Audit Fees                | -              | -              | 0.0%                   | -                      | -              | 0.0%                   | -                      | -              | 0.0%                   | -                      |
| 503012 Admin/Bank Fees                  | -              | -              | 0.0%                   | -                      | -              | 0.0%                   | -                      | -              | 0.0%                   | -                      |
| 503031 Prof/Technical Fees              | 500            | 10,000         | 1900.0%                | 9,500                  | 10,000         | 0.0%                   | -                      | -              | 0.0%                   | -                      |
| 503032 Legislative Services             | -              | -              | 0.0%                   | -                      | -              | 0.0%                   | -                      | -              | 0.0%                   | -                      |
| 503033 Legal Services                   | -              | -              | 0.0%                   | -                      | -              | 0.0%                   | -                      | -              | 0.0%                   | -                      |
| 503034 Pre-Employment Exams             | 200            | -              | -100.0%                | (200)                  | -              | 0.0%                   | -                      | -              | 0.0%                   | -                      |
| 503041 Temp Help                        | -              | -              | 0.0%                   | -                      | -              | 0.0%                   | -                      | -              | 0.0%                   | -                      |
| 503161 Custodial Services               | -              | -              | 0.0%                   | -                      | -              | 0.0%                   | -                      | -              | 0.0%                   | -                      |
| 503162 Uniforms/Laundry                 | 600            | 600            | 0.0%                   | -                      | 600            | 0.0%                   | -                      | 600            | 0.0%                   | -                      |
| 503171 Security Services                | -              | 505,000        | 100.0%                 | 505,000                | 515,000        | 2.0%                   | 10,000                 | -              | 0.0%                   | -                      |
| 503221 Classified/Legal Ads             | -              | -              | 0.0%                   | -                      | -              | 0.0%                   | -                      | -              | 0.0%                   | -                      |
| 503222 Legal Ads                        | -              | -              | 0.0%                   | -                      | -              | 0.0%                   | -                      | -              | 0.0%                   | -                      |
| 503225 Graphic Services                 | -              | -              | 0.0%                   | -                      | -              | 0.0%                   | -                      | -              | 0.0%                   | -                      |
| 503351 Repair - Bldg & Impr             | -              | -              | 0.0%                   | -                      | -              | 0.0%                   | -                      | -              | 0.0%                   | -                      |
| 503352 Repair - Equipment               | 1,000          | 2,500          | 150.0%                 | 1,500                  | 2,000          | -20.0%                 | (500)                  | -              | 0.0%                   | -                      |
| 503353 Repair - Rev Vehicle             | -              | -              | 0.0%                   | -                      | -              | 0.0%                   | -                      | -              | 0.0%                   | -                      |
| 503354 Repair - Non Rev Vehicle         | -              | -              | 0.0%                   | -                      | -              | 0.0%                   | -                      | -              | 0.0%                   | -                      |
| 503363 Haz Mat Disposal                 | -              | -              | 0.0%                   | -                      | -              | 0.0%                   | -                      | -              | 0.0%                   | -                      |
| <b>Totals</b>                           | <b>2,300</b>   | <b>518,100</b> | <b>22426.1%</b>        | <b>515,800</b>         | <b>527,600</b> | <b>1.8%</b>            | <b>9,500</b>           |                |                        |                        |
| <b>MOBILE MATERIALS &amp; SUPPLIES</b>  |                |                |                        |                        |                |                        |                        |                |                        |                        |
| 504011 Fuels & Lubricants - Non Rev Veh | -              | -              | 0.0%                   | -                      | -              | 0.0%                   | -                      | -              | 0.0%                   | -                      |
| 504012 Fuels & Lubricants - Rev Veh     | -              | -              | 0.0%                   | -                      | -              | 0.0%                   | -                      | -              | 0.0%                   | -                      |
| 504021 Tires & Tubes                    | -              | -              | 0.0%                   | -                      | -              | 0.0%                   | -                      | -              | 0.0%                   | -                      |
| 504161 Other Mobile Supplies            | -              | -              | 0.0%                   | -                      | -              | 0.0%                   | -                      | -              | 0.0%                   | -                      |
| 504191 Rev Vehicle Parts                | -              | -              | 0.0%                   | -                      | -              | 0.0%                   | -                      | -              | 0.0%                   | -                      |
| <b>Totals</b>                           | <b>-</b>       | <b>-</b>       | <b>0.0%</b>            | <b>-</b>               | <b>-</b>       | <b>0.0%</b>            | <b>-</b>               |                |                        |                        |

**SANTA CRUZ METROPOLITAN TRANSIT DISTRICT**  
**FY18 & FY19 OPERATING BUDGET**  
 Operations - 3200

| ACCOUNT                               | Jun-16         | May-17         | % CHANGE               | \$ CHANGE              | May-17         | % CHANGE               | \$ CHANGE              | May-17         | % CHANGE               |
|---------------------------------------|----------------|----------------|------------------------|------------------------|----------------|------------------------|------------------------|----------------|------------------------|
|                                       | BUDGET<br>FY17 | BUDGET<br>FY18 | BUDG FY17<br>BUDG FY18 | BUDG FY17<br>BUDG FY18 | BUDGET<br>FY19 | BUDG FY18<br>BUDG FY19 | BUDG FY17<br>BUDG FY18 | BUDGET<br>FY19 | BUDG FY18<br>BUDG FY19 |
| <b>OTHER MATERIALS &amp; SUPPLIES</b> |                |                |                        |                        |                |                        |                        |                |                        |
| 504205 Freight Out                    | -              | -              | 0.0%                   | -                      | -              | 0.0%                   | -                      | -              | 0.0%                   |
| 504211 Postage & Mailing              | 300            | 300            | 0.0%                   | -                      | 300            | 0.0%                   | -                      | -              | 0.0%                   |
| 504214 Promotional Items              | -              | -              | 0.0%                   | -                      | -              | 0.0%                   | -                      | -              | 0.0%                   |
| 504215 Printing                       | 3,500          | 8,000          | 128.6%                 | 4,500                  | 8,000          | 0.0%                   | -                      | -              | 0.0%                   |
| 504217 Photo Supp/Process             | 400            | -              | -100.0%                | (400)                  | -              | 0.0%                   | -                      | -              | 0.0%                   |
| 504311 Office Supplies                | 10,000         | 8,000          | -20.0%                 | (2,000)                | 8,000          | 0.0%                   | -                      | -              | 0.0%                   |
| 504315 Safety Supplies                | -              | -              | 0.0%                   | -                      | -              | 0.0%                   | -                      | -              | 0.0%                   |
| 504317 Cleaning Supplies              | -              | -              | 0.0%                   | -                      | -              | 0.0%                   | -                      | -              | 0.0%                   |
| 504409 Repair/Maint Supplies          | -              | -              | 0.0%                   | -                      | -              | 0.0%                   | -                      | -              | 0.0%                   |
| 504417 Tenant Repairs                 | -              | -              | 0.0%                   | -                      | -              | 0.0%                   | -                      | -              | 0.0%                   |
| 504421 Non-Inventory Parts            | -              | -              | 0.0%                   | -                      | -              | 0.0%                   | -                      | -              | 0.0%                   |
| 504511 Small Tools                    | -              | -              | 0.0%                   | -                      | -              | 0.0%                   | -                      | -              | 0.0%                   |
| 504515 Employee Tool Replacement      | -              | -              | 0.0%                   | -                      | -              | 0.0%                   | -                      | -              | 0.0%                   |
| <b>Totals</b>                         | <b>14,200</b>  | <b>16,300</b>  | <b>14.8%</b>           | <b>2,100</b>           | <b>16,300</b>  | <b>0.0%</b>            | <b>2,100</b>           | <b>16,300</b>  | <b>0.0%</b>            |
| <b>UTILITIES</b>                      |                |                |                        |                        |                |                        |                        |                |                        |
| 505011 Gas & Electric                 | -              | -              | 0.0%                   | -                      | -              | 0.0%                   | -                      | -              | 0.0%                   |
| 505021 Water & Garbage                | -              | -              | 0.0%                   | -                      | -              | 0.0%                   | -                      | -              | 0.0%                   |
| 505031 Telecommunications             | 16,500         | 14,000         | -15.2%                 | (2,500)                | 14,000         | 0.0%                   | -                      | -              | 0.0%                   |
| <b>Totals</b>                         | <b>16,500</b>  | <b>14,000</b>  | <b>-15.2%</b>          | <b>(2,500)</b>         | <b>14,000</b>  | <b>0.0%</b>            | <b>(2,500)</b>         | <b>14,000</b>  | <b>0.0%</b>            |
| <b>CASUALTY &amp; LIABILITY</b>       |                |                |                        |                        |                |                        |                        |                |                        |
| 506011 Insurance - Property           | -              | -              | 0.0%                   | -                      | -              | 0.0%                   | -                      | -              | 0.0%                   |
| 506015 Insurance - PL/PD              | -              | -              | 0.0%                   | -                      | -              | 0.0%                   | -                      | -              | 0.0%                   |
| 506021 Insurance - Other              | -              | -              | 0.0%                   | -                      | -              | 0.0%                   | -                      | -              | 0.0%                   |
| 506123 Settlement Costs               | -              | -              | 0.0%                   | -                      | -              | 0.0%                   | -                      | -              | 0.0%                   |
| 506127 Repairs - District Prop        | -              | -              | 0.0%                   | -                      | -              | 0.0%                   | -                      | -              | 0.0%                   |
| <b>Totals</b>                         | <b>-</b>       | <b>-</b>       | <b>0.0%</b>            | <b>-</b>               | <b>-</b>       | <b>0.0%</b>            | <b>-</b>               | <b>-</b>       | <b>0.0%</b>            |

# Attachment C

## SANTA CRUZ METROPOLITAN TRANSIT DISTRICT FY18 & FY19 OPERATING BUDGET Operations - 3200

| ACCOUNT                             | Jun-16<br>BUDGET<br>FY17 | May-17<br>BUDGET<br>FY18 | % CHANGE<br>BUDG FY17<br>BUDG FY18 | \$ CHANGE<br>BUDG FY17<br>BUDG FY18 | May-17<br>BUDGET<br>FY19 | % CHANGE<br>BUDG FY18<br>BUDG FY19 | \$ CHANGE<br>BUDG FY18<br>BUDG FY19 |
|-------------------------------------|--------------------------|--------------------------|------------------------------------|-------------------------------------|--------------------------|------------------------------------|-------------------------------------|
| <b>TAXES</b>                        |                          |                          |                                    |                                     |                          |                                    |                                     |
| 507051 Fuel Tax                     | -                        | -                        | 0.0%                               | -                                   | -                        | 0.0%                               | -                                   |
| 507201 Licenses & Permits           | -                        | -                        | 0.0%                               | -                                   | -                        | 0.0%                               | -                                   |
| 507999 Other Taxes                  | -                        | -                        | 0.0%                               | -                                   | -                        | 0.0%                               | -                                   |
| <b>Totals</b>                       | <b>-</b>                 | <b>-</b>                 | <b>0.0%</b>                        | <b>-</b>                            | <b>-</b>                 | <b>0.0%</b>                        | <b>-</b>                            |
| <b>PURCHASED TRANS.</b>             |                          |                          |                                    |                                     |                          |                                    |                                     |
| 503406 Contract/Paratransit         | -                        | -                        | 0.0%                               | -                                   | -                        | 0.0%                               | -                                   |
| <b>Totals</b>                       | <b>-</b>                 | <b>-</b>                 | <b>0.0%</b>                        | <b>-</b>                            | <b>-</b>                 | <b>0.0%</b>                        | <b>-</b>                            |
| <b>MISC EXPENSE</b>                 |                          |                          |                                    |                                     |                          |                                    |                                     |
| 509011 Dues/Subscriptions           | -                        | -                        | 0.0%                               | -                                   | -                        | 0.0%                               | -                                   |
| 509081 Advertising - District Promo | -                        | -                        | 0.0%                               | -                                   | -                        | 0.0%                               | -                                   |
| 509101 Employee Incentive Program   | -                        | -                        | 0.0%                               | -                                   | -                        | 0.0%                               | -                                   |
| 509121 Employee Training            | 6,000                    | 5,165                    | -13.9%                             | (835)                               | 5,165                    | 0.0%                               | -                                   |
| 509122 BOD Travel                   | -                        | -                        | 0.0%                               | -                                   | -                        | 0.0%                               | -                                   |
| 509123 Travel                       | 5,000                    | 9,750                    | 95.0%                              | 4,750                               | 9,750                    | 0.0%                               | -                                   |
| 509125 Local Meeting Expense        | -                        | -                        | 0.0%                               | -                                   | -                        | 0.0%                               | -                                   |
| 509127 Board Director Fees          | -                        | -                        | 0.0%                               | -                                   | -                        | 0.0%                               | -                                   |
| 509150 Contributions                | -                        | -                        | 0.0%                               | -                                   | -                        | 0.0%                               | -                                   |
| 509198 Cash Over/Short              | -                        | -                        | 0.0%                               | -                                   | -                        | 0.0%                               | -                                   |
| 509999 Other Misc Expense           | -                        | -                        | 0.0%                               | -                                   | -                        | 0.0%                               | -                                   |
| <b>Totals</b>                       | <b>11,000</b>            | <b>14,915</b>            | <b>35.6%</b>                       | <b>3,915</b>                        | <b>14,915</b>            | <b>0.0%</b>                        | <b>-</b>                            |
| <b>LEASES &amp; RENTALS</b>         |                          |                          |                                    |                                     |                          |                                    |                                     |
| 512011 Facility Lease               | 22,700                   | 24,100                   | 6.2%                               | 1,400                               | 24,800                   | 2.9%                               | 700                                 |
| 512061 Equipment Rental             | 500                      | -                        | -100.0%                            | (500)                               | -                        | 0.0%                               | -                                   |
| <b>Totals</b>                       | <b>23,200</b>            | <b>24,100</b>            | <b>3.9%</b>                        | <b>900</b>                          | <b>24,800</b>            | <b>2.9%</b>                        | <b>700</b>                          |
| <b>PERSONNEL TOTAL</b>              |                          |                          |                                    |                                     |                          |                                    |                                     |
|                                     | 2,008,915                | 2,062,501                | 2.7%                               | 53,586                              | 2,143,254                | 3.9%                               | 80,753                              |
| <b>NON-PERSONNEL TOTAL</b>          |                          |                          |                                    |                                     |                          |                                    |                                     |
|                                     | 67,200                   | 587,415                  | 774.1%                             | 520,215                             | 597,615                  | 1.7%                               | 10,200                              |
| <b>DEPARTMENT TOTALS</b>            | <b>2,076,115</b>         | <b>2,649,916</b>         | <b>27.6%</b>                       | <b>573,801</b>                      | <b>2,740,869</b>         | <b>3.4%</b>                        | <b>90,953</b>                       |

**SANTA CRUZ METROPOLITAN TRANSIT DISTRICT**  
**FY18 & FY19 OPERATING BUDGET**  
 Bus Operators - 3300

| ACCOUNT                             | Jun-16<br>BUDGET<br>FY17 | May-17<br>BUDGET<br>FY18 | % CHANGE<br>BUDG FY17<br>BUDG FY18 | \$ CHANGE<br>BUDG FY17<br>BUDG FY18 | May-17<br>BUDGET<br>FY19 | % CHANGE<br>BUDG FY18<br>BUDG FY19 | \$ CHANGE<br>BUDG FY18<br>BUDG FY19 |
|-------------------------------------|--------------------------|--------------------------|------------------------------------|-------------------------------------|--------------------------|------------------------------------|-------------------------------------|
|                                     |                          |                          |                                    |                                     |                          |                                    |                                     |
| <b>LABOR</b>                        |                          |                          |                                    |                                     |                          |                                    |                                     |
| 501011 Bus Operator Pay             | 7,432,745                | 7,549,231                | 1.6%                               | 116,486                             | 7,711,374                | 2.1%                               | 162,142                             |
| 501013 Bus Operator OT              | 1,034,203                | 1,000,000                | -3.3%                              | (34,203)                            | 1,026,104                | 2.6%                               | 26,104                              |
| 501021 Other Salaries               | -                        | -                        | 0.0%                               | -                                   | -                        | 0.0%                               | -                                   |
| 501023 Other OT                     | -                        | -                        | 0.0%                               | -                                   | -                        | 0.0%                               | -                                   |
| <b>Totals</b>                       | <b>8,466,948</b>         | <b>8,549,231</b>         | <b>1.0%</b>                        | <b>82,283</b>                       | <b>8,737,478</b>         | <b>2.2%</b>                        | <b>188,247</b>                      |
| <b>FRINGE BENEFITS</b>              |                          |                          |                                    |                                     |                          |                                    |                                     |
| 502011 Medicare/Soc. Sec.           | 146,135                  | 148,069                  | 1.3%                               | 1,934                               | 151,306                  | 2.2%                               | 3,237                               |
| 502021 Retirement                   | 2,043,962                | 2,192,369                | 7.3%                               | 148,406                             | 2,361,603                | 7.7%                               | 169,234                             |
| 502031 Medical Ins                  | 3,200,934                | 3,462,980                | 8.2%                               | 262,046                             | 3,614,564                | 4.4%                               | 151,583                             |
| 502041 Dental Ins                   | 194,300                  | 203,047                  | 4.5%                               | 8,747                               | 209,138                  | 3.0%                               | 6,091                               |
| 502045 Vision Ins                   | 46,767                   | 49,465                   | 5.8%                               | 2,698                               | 50,949                   | 3.0%                               | 1,484                               |
| 502051 Life Ins/AD&D                | 17,038                   | 15,381                   | -9.7%                              | (1,656)                             | 15,843                   | 3.0%                               | 461                                 |
| 502060 State Disability Ins (SDI)   | 96,228                   | 91,905                   | -4.5%                              | (4,324)                             | 96,731                   | 5.3%                               | 4,827                               |
| 502061 Long Term Disability Ins     | 67,411                   | 70,710                   | 4.9%                               | 3,300                               | 74,059                   | 4.7%                               | 3,349                               |
| 502071 State Unemployment Ins (SUI) | 34,508                   | 26,250                   | -23.9%                             | (8,258)                             | 27,849                   | 6.1%                               | 1,599                               |
| 502081 Worker's Comp Ins            | 408,702                  | 411,006                  | 0.6%                               | 2,304                               | 423,337                  | 3.0%                               | 12,331                              |
| 502101 Holiday Pay                  | 275,781                  | 281,288                  | 2.0%                               | 5,507                               | 287,354                  | 2.2%                               | 6,066                               |
| 502103 Floating Holiday             | -                        | -                        | 0.0%                               | -                                   | -                        | 0.0%                               | -                                   |
| 502109 Sick Leave                   | 430,908                  | 439,512                  | 2.0%                               | 8,604                               | 448,990                  | 2.2%                               | 9,478                               |
| 502111 Annual Leave                 | 838,074                  | 794,676                  | -5.2%                              | (43,398)                            | 812,710                  | 2.3%                               | 18,034                              |
| 502121 Other Paid Absence           | 100,574                  | 65,927                   | -34.4%                             | (34,647)                            | 67,349                   | 2.2%                               | 1,422                               |
| 502251 Phys. Exams                  | 8,487                    | 8,487                    | 0.0%                               | -                                   | 8,487                    | 0.0%                               | -                                   |
| 502253 Driver Lic Renewal           | 3,183                    | 3,183                    | 0.0%                               | -                                   | 3,183                    | 0.0%                               | -                                   |
| 502999 Other Fringe Benefits        | 5,270                    | 5,371                    | 1.9%                               | 101                                 | 5,497                    | 2.3%                               | 125                                 |
| <b>Totals</b>                       | <b>7,918,262</b>         | <b>8,269,625</b>         | <b>4.4%</b>                        | <b>351,364</b>                      | <b>8,658,947</b>         | <b>4.7%</b>                        | <b>389,321</b>                      |

# Attachment C

## SANTA CRUZ METROPOLITAN TRANSIT DISTRICT FY18 & FY19 OPERATING BUDGET Bus Operators - 3300

| ACCOUNT                                 | Jun-16         | May-17         | % CHANGE      | \$ CHANGE    | May-17         | % CHANGE     | \$ CHANGE    | Jun-16         | May-17         | % CHANGE     | \$ CHANGE    |
|---|----------------|----------------|---------------|--------------|----------------|--------------|--------------|----------------|----------------|--------------|--------------|
|   | BUDGET<br>FY17 | BUDGET<br>FY18 | BUDG<br>FY17  | BUDG<br>FY18 | BUDGET<br>FY17 | BUDG<br>FY18 | BUDG<br>FY17 | BUDGET<br>FY17 | BUDGET<br>FY18 | BUDG<br>FY17 | BUDG<br>FY18 |
| <b>SERVICES</b>                         |                |                |               |              |                |              |              |                |                |              |              |
| 503011 Acting/Audit Fees                | -              | -              | 0.0%          | -            | -              | 0.0%         | -            | -              | -              | 0.0%         | -            |
| 503012 Admin/Bank Fees                  | -              | -              | 0.0%          | -            | -              | 0.0%         | -            | -              | -              | 0.0%         | -            |
| 503031 Prof/Technical Fees              | -              | -              | 0.0%          | -            | -              | 0.0%         | -            | -              | -              | 0.0%         | -            |
| 503032 Legislative Services             | -              | -              | 0.0%          | -            | -              | 0.0%         | -            | -              | -              | 0.0%         | -            |
| 503033 Legal Services                   | -              | -              | 0.0%          | -            | -              | 0.0%         | -            | -              | -              | 0.0%         | -            |
| 503034 Pre-Employment Exams             | -              | -              | 0.0%          | -            | -              | 0.0%         | -            | -              | -              | 0.0%         | -            |
| 503041 Temp Help                        | -              | -              | 0.0%          | -            | -              | 0.0%         | -            | -              | -              | 0.0%         | -            |
| 503161 Custodial Services               | -              | -              | 0.0%          | -            | -              | 0.0%         | -            | -              | -              | 0.0%         | -            |
| 503162 Uniforms/Laundry                 | 2,500          | 2,000          | -20.0%        | (500)        | 2,000          | 0.0%         | -            | -              | -              | 0.0%         | -            |
| 503171 Security Services                | -              | -              | 0.0%          | -            | -              | 0.0%         | -            | -              | -              | 0.0%         | -            |
| 503221 Classified/Legal Ads             | -              | -              | 0.0%          | -            | -              | 0.0%         | -            | -              | -              | 0.0%         | -            |
| 503222 Legal Ads                        | -              | -              | 0.0%          | -            | -              | 0.0%         | -            | -              | -              | 0.0%         | -            |
| 503225 Graphic Services                 | -              | -              | 0.0%          | -            | -              | 0.0%         | -            | -              | -              | 0.0%         | -            |
| 503351 Repair - Bldg & Impr             | -              | -              | 0.0%          | -            | -              | 0.0%         | -            | -              | -              | 0.0%         | -            |
| 503352 Repair - Equipment               | -              | -              | 0.0%          | -            | -              | 0.0%         | -            | -              | -              | 0.0%         | -            |
| 503353 Repair - Rev Vehicle             | -              | -              | 0.0%          | -            | -              | 0.0%         | -            | -              | -              | 0.0%         | -            |
| 503354 Repair - Non Rev Vehicle         | -              | -              | 0.0%          | -            | -              | 0.0%         | -            | -              | -              | 0.0%         | -            |
| 503363 Haz Mat Disposal                 | -              | -              | 0.0%          | -            | -              | 0.0%         | -            | -              | -              | 0.0%         | -            |
| <b>Totals</b>                           | <b>2,500</b>   | <b>2,000</b>   | <b>-20.0%</b> | <b>(500)</b> | <b>2,000</b>   | <b>0.0%</b>  | <b>(500)</b> | <b>2,500</b>   | <b>2,000</b>   | <b>0.0%</b>  | <b>-</b>     |
| <b>MOBILE MATERIALS &amp; SUPPLIES</b>  |                |                |               |              |                |              |              |                |                |              |              |
| 504011 Fuels & Lubricants - Non Rev Veh | -              | -              | 0.0%          | -            | -              | 0.0%         | -            | -              | -              | 0.0%         | -            |
| 504012 Fuels & Lubricants - Rev Veh     | -              | -              | 0.0%          | -            | -              | 0.0%         | -            | -              | -              | 0.0%         | -            |
| 504021 Tires & Tubes                    | -              | -              | 0.0%          | -            | -              | 0.0%         | -            | -              | -              | 0.0%         | -            |
| 504161 Other Mobile Supplies            | -              | -              | 0.0%          | -            | -              | 0.0%         | -            | -              | -              | 0.0%         | -            |
| 504191 Rev Vehicle Parts                | -              | -              | 0.0%          | -            | -              | 0.0%         | -            | -              | -              | 0.0%         | -            |
| <b>Totals</b>                           | <b>-</b>       | <b>-</b>       | <b>0.0%</b>   | <b>-</b>     | <b>-</b>       | <b>0.0%</b>  | <b>-</b>     | <b>-</b>       | <b>-</b>       | <b>0.0%</b>  | <b>-</b>     |



# Attachment C

## SANTA CRUZ METROPOLITAN TRANSIT DISTRICT FY18 & FY19 OPERATING BUDGET Bus Operators - 3300

| ACCOUNT                               | Jun-16         | May-17         | % CHANGE               | \$ CHANGE              | May-17         | % CHANGE               | \$ CHANGE              | May-17         | % CHANGE               |
|---------------------------------------|----------------|----------------|------------------------|------------------------|----------------|------------------------|------------------------|----------------|------------------------|
|                                       | BUDGET<br>FY17 | BUDGET<br>FY18 | BUDG FY17<br>BUDG FY18 | BUDG FY17<br>BUDG FY18 | BUDGET<br>FY19 | BUDG FY18<br>BUDG FY19 | BUDG FY18<br>BUDG FY19 | BUDGET<br>FY19 | BUDG FY18<br>BUDG FY19 |
| <b>OTHER MATERIALS &amp; SUPPLIES</b> |                |                |                        |                        |                |                        |                        |                |                        |
| 504205 Freight Out                    | -              | -              | 0.0%                   | -                      | -              | 0.0%                   | -                      | -              | 0.0%                   |
| 504211 Postage & Mailing              | -              | -              | 0.0%                   | -                      | -              | 0.0%                   | -                      | -              | 0.0%                   |
| 504214 Promotional Items              | -              | -              | 0.0%                   | -                      | -              | 0.0%                   | -                      | -              | 0.0%                   |
| 504215 Printing                       | -              | -              | 0.0%                   | -                      | -              | 0.0%                   | -                      | -              | 0.0%                   |
| 504217 Photo Supp/Process             | -              | -              | 0.0%                   | -                      | -              | 0.0%                   | -                      | -              | 0.0%                   |
| 504311 Office Supplies                | -              | -              | 0.0%                   | -                      | -              | 0.0%                   | -                      | -              | 0.0%                   |
| 504315 Safety Supplies                | -              | -              | 0.0%                   | -                      | -              | 0.0%                   | -                      | -              | 0.0%                   |
| 504317 Cleaning Supplies              | -              | -              | 0.0%                   | -                      | -              | 0.0%                   | -                      | -              | 0.0%                   |
| 504409 Repair/Maint Supplies          | -              | -              | 0.0%                   | -                      | -              | 0.0%                   | -                      | -              | 0.0%                   |
| 504417 Tenant Repairs                 | -              | -              | 0.0%                   | -                      | -              | 0.0%                   | -                      | -              | 0.0%                   |
| 504421 Non-Inventory Parts            | -              | -              | 0.0%                   | -                      | -              | 0.0%                   | -                      | -              | 0.0%                   |
| 504511 Small Tools                    | -              | -              | 0.0%                   | -                      | -              | 0.0%                   | -                      | -              | 0.0%                   |
| 504515 Employee Tool Replacement      | -              | -              | 0.0%                   | -                      | -              | 0.0%                   | -                      | -              | 0.0%                   |
| <b>Totals</b>                         | -              | -              | 0.0%                   | -                      | -              | 0.0%                   | -                      | -              | 0.0%                   |
| <b>UTILITIES</b>                      |                |                |                        |                        |                |                        |                        |                |                        |
| 505011 Gas & Electric                 | -              | -              | 0.0%                   | -                      | -              | 0.0%                   | -                      | -              | 0.0%                   |
| 505021 Water & Garbage                | -              | -              | 0.0%                   | -                      | -              | 0.0%                   | -                      | -              | 0.0%                   |
| 505031 Telecommunications             | -              | -              | 0.0%                   | -                      | -              | 0.0%                   | -                      | -              | 0.0%                   |
| <b>Totals</b>                         | -              | -              | 0.0%                   | -                      | -              | 0.0%                   | -                      | -              | 0.0%                   |
| <b>CASUALTY &amp; LIABILITY</b>       |                |                |                        |                        |                |                        |                        |                |                        |
| 506011 Insurance - Property           | -              | -              | 0.0%                   | -                      | -              | 0.0%                   | -                      | -              | 0.0%                   |
| 506015 Insurance - PL/PD              | -              | -              | 0.0%                   | -                      | -              | 0.0%                   | -                      | -              | 0.0%                   |
| 506021 Insurance - Other              | -              | -              | 0.0%                   | -                      | -              | 0.0%                   | -                      | -              | 0.0%                   |
| 506123 Settlement Costs               | -              | -              | 0.0%                   | -                      | -              | 0.0%                   | -                      | -              | 0.0%                   |
| 506127 Repairs - District Prop        | -              | -              | 0.0%                   | -                      | -              | 0.0%                   | -                      | -              | 0.0%                   |
| <b>Totals</b>                         | -              | -              | 0.0%                   | -                      | -              | 0.0%                   | -                      | -              | 0.0%                   |

**SANTA CRUZ METROPOLITAN TRANSIT DISTRICT**  
**FY18 & FY19 OPERATING BUDGET**  
 Bus Operators - 3300

| ACCOUNT                             | Jun-16            | May-17            | % CHANGE               | \$ CHANGE              | May-17            | % CHANGE               | \$ CHANGE              |
|-------------------------------------|-------------------|-------------------|------------------------|------------------------|-------------------|------------------------|------------------------|
|                                     | BUDGET<br>FY17    | BUDGET<br>FY18    | BUDG FY17<br>BUDG FY18 | BUDG FY17<br>BUDG FY18 | BUDGET<br>FY19    | BUDG FY18<br>BUDG FY19 | BUDG FY18<br>BUDG FY19 |
| <b>TAXES</b>                        |                   |                   |                        |                        |                   |                        |                        |
| 507051 Fuel Tax                     | -                 | -                 | 0.0%                   | -                      | -                 | 0.0%                   | -                      |
| 507201 Licenses & Permits           | -                 | -                 | 0.0%                   | -                      | -                 | 0.0%                   | -                      |
| 507999 Other Taxes                  | -                 | -                 | 0.0%                   | -                      | -                 | 0.0%                   | -                      |
| <b>Totals</b>                       | -                 | -                 | 0.0%                   | -                      | -                 | 0.0%                   | -                      |
| <b>PURCHASED TRANS.</b>             |                   |                   |                        |                        |                   |                        |                        |
| 503406 Contract/Paratransit         | -                 | -                 | 0.0%                   | -                      | -                 | 0.0%                   | -                      |
| <b>Totals</b>                       | -                 | -                 | 0.0%                   | -                      | -                 | 0.0%                   | -                      |
| <b>MISC EXPENSE</b>                 |                   |                   |                        |                        |                   |                        |                        |
| 509011 Dues/Subscriptions           | -                 | -                 | 0.0%                   | -                      | -                 | 0.0%                   | -                      |
| 509081 Advertising - District Promo | -                 | -                 | 0.0%                   | -                      | -                 | 0.0%                   | -                      |
| 509101 Employee Incentive Program   | 200               | 4,100             | 1950.0%                | 3,900                  | 4,100             | 0.0%                   | -                      |
| 509121 Employee Training            | -                 | -                 | 0.0%                   | -                      | -                 | 0.0%                   | -                      |
| 509122 BOD Travel                   | -                 | -                 | 0.0%                   | -                      | -                 | 0.0%                   | -                      |
| 509123 Travel                       | -                 | -                 | 0.0%                   | -                      | -                 | 0.0%                   | -                      |
| 509125 Local Meeting Expense        | -                 | -                 | 0.0%                   | -                      | -                 | 0.0%                   | -                      |
| 509127 Board Director Fees          | -                 | -                 | 0.0%                   | -                      | -                 | 0.0%                   | -                      |
| 509150 Contributions                | -                 | -                 | 0.0%                   | -                      | -                 | 0.0%                   | -                      |
| 509198 Cash Over/Short              | -                 | -                 | 0.0%                   | -                      | -                 | 0.0%                   | -                      |
| 509999 Other Misc Expense           | -                 | -                 | 0.0%                   | -                      | -                 | 0.0%                   | -                      |
| <b>Totals</b>                       | 200               | 4,100             | 1950.0%                | 3,900                  | 4,100             | 0.0%                   | -                      |
| <b>LEASES &amp; RENTALS</b>         |                   |                   |                        |                        |                   |                        |                        |
| 512011 Facility Lease               | -                 | -                 | 0.0%                   | -                      | -                 | 0.0%                   | -                      |
| 512061 Equipment Rental             | -                 | -                 | 0.0%                   | -                      | -                 | 0.0%                   | -                      |
| <b>Totals</b>                       | -                 | -                 | 0.0%                   | -                      | -                 | 0.0%                   | -                      |
| <b>PERSONNEL TOTAL</b>              |                   |                   |                        |                        |                   |                        |                        |
|                                     | 16,385,210        | 16,818,857        | 2.6%                   | 433,647                | 17,396,424        | 3.4%                   | 577,568                |
| <b>NON-PERSONNEL TOTAL</b>          |                   |                   |                        |                        |                   |                        |                        |
|                                     | 2,700             | 6,100             | 125.9%                 | 3,400                  | 6,100             | 0.0%                   | -                      |
| <b>DEPARTMENT TOTALS</b>            |                   |                   |                        |                        |                   |                        |                        |
|                                     | <u>16,387,910</u> | <u>16,824,957</u> | <u>2.7%</u>            | <u>437,047</u>         | <u>17,402,524</u> | <u>3.4%</u>            | <u>577,568</u>         |

**SANTA CRUZ METROPOLITAN TRANSIT DISTRICT**  
**FY18 & FY19 OPERATING BUDGET**  
 Fleet Maintenance - 4100

| ACCOUNT                             | Jun-16           | May-17           | % CHANGE               | \$ CHANGE              | May-17           | % CHANGE               | \$ CHANGE              | May-17         | % CHANGE               |
|-------------------------------------|------------------|------------------|------------------------|------------------------|------------------|------------------------|------------------------|----------------|------------------------|
|                                     | BUDGET<br>FY17   | BUDGET<br>FY18   | BUDG FY17<br>BUDG FY18 | BUDG FY17<br>BUDG FY18 | BUDGET<br>FY19   | BUDG FY18<br>BUDG FY19 | BUDG FY17<br>BUDG FY18 | BUDGET<br>FY19 | BUDG FY18<br>BUDG FY19 |
| <b>LABOR</b>                        |                  |                  |                        |                        |                  |                        |                        |                |                        |
| 501011 Bus Operator Pay             | -                | -                | 0.0%                   | -                      | -                | 0.0%                   | -                      | -              | 0.0%                   |
| 501013 Bus Operator OT              | -                | -                | 0.0%                   | -                      | -                | 0.0%                   | -                      | -              | 0.0%                   |
| 501021 Other Salaries               | 1,982,481        | 2,048,682        | 3.3%                   | 66,201                 | 2,080,697        | 1.6%                   | 32,015                 | 32,015         | 1.6%                   |
| 501023 Other OT                     | 114,841          | 118,798          | 3.4%                   | 3,958                  | 120,655          | 1.6%                   | 1,856                  | 1,856          | 1.6%                   |
| <b>Totals</b>                       | <b>2,097,322</b> | <b>2,167,480</b> | <b>3.3%</b>            | <b>70,158</b>          | <b>2,201,352</b> | <b>1.6%</b>            |                        | <b>33,871</b>  |                        |
| <b>FRINGE BENEFITS</b>              |                  |                  |                        |                        |                  |                        |                        |                |                        |
| 502011 Medicare/Soc. Sec.           | 36,586           | 38,491           | 5.2%                   | 1,905                  | 39,174           | 1.8%                   | 683                    | 683            | 1.8%                   |
| 502021 Retirement                   | 544,282          | 603,513          | 10.9%                  | 59,231                 | 647,828          | 7.3%                   | 44,315                 | 44,315         | 7.3%                   |
| 502031 Medical Ins                  | 925,987          | 933,940          | 0.9%                   | 7,953                  | 972,926          | 4.2%                   | 38,986                 | 38,986         | 4.2%                   |
| 502041 Dental Ins                   | 55,380           | 58,421           | 5.5%                   | 3,042                  | 60,174           | 3.0%                   | 1,753                  | 1,753          | 3.0%                   |
| 502045 Vision Ins                   | 11,845           | 12,531           | 5.8%                   | 686                    | 12,907           | 3.0%                   | 376                    | 376            | 3.0%                   |
| 502051 Life Ins/AD&D                | 4,335            | 3,936            | -9.2%                  | (399)                  | 4,054            | 3.0%                   | 118                    | 118            | 3.0%                   |
| 502060 State Disability Ins (SDI)   | 23,789           | 23,583           | -0.9%                  | (206)                  | 24,758           | 5.0%                   | 1,175                  | 1,175          | 5.0%                   |
| 502061 Long Term Disability Ins     | 17,223           | 18,571           | 7.8%                   | 1,348                  | 19,368           | 4.3%                   | 797                    | 797            | 4.3%                   |
| 502071 State Unemployment Ins (SUI) | 8,745            | 6,650            | -24.0%                 | (2,095)                | 7,055            | 6.1%                   | 405                    | 405            | 6.1%                   |
| 502081 Worker's Comp Ins            | 110,327          | 104,162          | -5.6%                  | (6,165)                | 107,287          | 3.0%                   | 3,125                  | 3,125          | 3.0%                   |
| 502101 Holiday Pay                  | 74,102           | 78,024           | 5.3%                   | 3,921                  | 79,415           | 1.8%                   | 1,391                  | 1,391          | 1.8%                   |
| 502103 Floating Holiday             | 5,753            | 9,681            | 68.3%                  | 3,928                  | 9,872            | 2.0%                   | 191                    | 191            | 2.0%                   |
| 502109 Sick Leave                   | 111,154          | 117,036          | 5.3%                   | 5,882                  | 119,123          | 1.8%                   | 2,087                  | 2,087          | 1.8%                   |
| 502111 Annual Leave                 | 302,470          | 264,061          | -12.7%                 | (38,410)               | 273,269          | 3.5%                   | 9,209                  | 9,209          | 3.5%                   |
| 502121 Other Paid Absence           | 17,368           | 18,287           | 5.3%                   | 919                    | 18,613           | 1.8%                   | 326                    | 326            | 1.8%                   |
| 502251 Phys. Exams                  | 1,910            | 1,910            | 0.0%                   | -                      | 1,910            | 0.0%                   | -                      | -              | 0.0%                   |
| 502253 Driver Lic Renewal           | 412              | 412              | 0.0%                   | -                      | 412              | 0.0%                   | -                      | -              | 0.0%                   |
| 502999 Other Fringe Benefits        | 2,981            | 4,957            | 66.3%                  | 1,976                  | 4,988            | 0.6%                   | 32                     | 32             | 0.6%                   |
| <b>Totals</b>                       | <b>2,254,649</b> | <b>2,298,165</b> | <b>1.9%</b>            | <b>43,516</b>          | <b>2,403,133</b> | <b>4.6%</b>            |                        | <b>104,969</b> |                        |

# Attachment C

## SANTA CRUZ METROPOLITAN TRANSIT DISTRICT FY18 & FY19 OPERATING BUDGET Fleet Maintenance - 4100

| ACCOUNT                                 | Jun-16           | May-17           | % CHANGE               | \$ CHANGE              | May-17           | % CHANGE               | \$ CHANGE              |
|---|------------------|------------------|------------------------|------------------------|------------------|------------------------|------------------------|
|   | BUDGET<br>FY17   | BUDGET<br>FY18   | BUDG FY17<br>BUDG FY18 | BUDG FY17<br>BUDG FY18 | BUDGET<br>FY19   | BUDG FY18<br>BUDG FY19 | BUDG FY18<br>BUDG FY19 |
| <b>SERVICES</b>                         |                  |                  |                        |                        |                  |                        |                        |
| 503011 Acting/Audit Fees                | -                | -                | 0.0%                   | -                      | -                | 0.0%                   | -                      |
| 503012 Admin/Bank Fees                  | -                | -                | 0.0%                   | -                      | -                | 0.0%                   | -                      |
| 503031 Prof/Technical Fees              | -                | 50,000           | 100.0%                 | 50,000                 | -                | -100.0%                | (50,000)               |
| 503032 Legislative Services             | -                | -                | 0.0%                   | -                      | -                | 0.0%                   | -                      |
| 503033 Legal Services                   | -                | -                | 0.0%                   | -                      | -                | 0.0%                   | -                      |
| 503034 Pre-Employment Exams             | -                | -                | 0.0%                   | -                      | -                | 0.0%                   | -                      |
| 503041 Temp Help                        | -                | -                | 0.0%                   | -                      | -                | 0.0%                   | -                      |
| 503161 Custodial Services               | -                | -                | 0.0%                   | -                      | -                | 0.0%                   | -                      |
| 503162 Uniforms/Laundry                 | 15,000           | 15,000           | 0.0%                   | -                      | 15,000           | 0.0%                   | -                      |
| 503171 Security Services                | -                | -                | 0.0%                   | -                      | -                | 0.0%                   | -                      |
| 503221 Classified/Legal Ads             | -                | -                | 0.0%                   | -                      | -                | 0.0%                   | -                      |
| 503222 Legal Ads                        | -                | -                | 0.0%                   | -                      | -                | 0.0%                   | -                      |
| 503225 Graphic Services                 | -                | -                | 0.0%                   | -                      | -                | 0.0%                   | -                      |
| 503351 Repair - Bldg & Impr             | -                | -                | 0.0%                   | -                      | -                | 0.0%                   | -                      |
| 503352 Repair - Equipment               | 34,505           | 34,500           | 0.0%                   | (5)                    | 34,500           | 0.0%                   | -                      |
| 503353 Repair - Rev Vehicle             | 650,500          | 325,000          | -50.0%                 | (325,500)              | 325,000          | 0.0%                   | -                      |
| 503354 Repair - Non Rev Vehicle         | 30,000           | 30,000           | 0.0%                   | -                      | 30,000           | 0.0%                   | -                      |
| 503363 Haz Mat Disposal                 | -                | -                | 0.0%                   | -                      | -                | 0.0%                   | -                      |
| <b>Totals</b>                           | <b>730,005</b>   | <b>454,500</b>   | <b>-37.7%</b>          | <b>(275,505)</b>       | <b>404,500</b>   | <b>-11.0%</b>          | <b>(50,000)</b>        |
| <b>MOBILE MATERIALS &amp; SUPPLIES</b>  |                  |                  |                        |                        |                  |                        |                        |
| 504011 Fuels & Lubricants - Non Rev Veh | 90,000           | 60,000           | -33.3%                 | (30,000)               | 60,000           | 0.0%                   | -                      |
| 504012 Fuels & Lubricants - Rev Veh     | 1,798,656        | 1,800,000        | 0.1%                   | 1,344                  | 1,800,000        | 0.0%                   | -                      |
| 504021 Tires & Tubes                    | 300,000          | 300,000          | 0.0%                   | -                      | 300,000          | 0.0%                   | -                      |
| 504161 Other Mobile Supplies            | -                | -                | 0.0%                   | -                      | -                | 0.0%                   | -                      |
| 504191 Rev Vehicle Parts                | 620,286          | 733,000          | 18.2%                  | 112,714                | 733,000          | 0.0%                   | -                      |
| <b>Totals</b>                           | <b>2,808,942</b> | <b>2,893,000</b> | <b>3.0%</b>            | <b>84,058</b>          | <b>2,893,000</b> | <b>0.0%</b>            | <b>-</b>               |

# Attachment C

## SANTA CRUZ METROPOLITAN TRANSIT DISTRICT FY18 & FY19 OPERATING BUDGET Fleet Maintenance - 4100

| ACCOUNT                               | Jun-16         | May-17         | % CHANGE               | \$ CHANGE              | May-17         | % CHANGE               | \$ CHANGE              | Jun-16         | May-17         | % CHANGE               | \$ CHANGE      |                |
|---------------------------------------|----------------|----------------|------------------------|------------------------|----------------|------------------------|------------------------|----------------|----------------|------------------------|----------------|----------------|
|                                       | BUDGET<br>FY17 | BUDGET<br>FY18 | BUDG FY17<br>BUDG FY18 | BUDG FY17<br>BUDG FY18 | BUDGET<br>FY19 | BUDG FY18<br>BUDG FY19 | BUDG FY17<br>BUDG FY18 | BUDGET<br>FY18 | BUDGET<br>FY19 | BUDG FY18<br>BUDG FY19 | BUDGET<br>FY18 | BUDGET<br>FY19 |
| <b>OTHER MATERIALS &amp; SUPPLIES</b> |                |                |                        |                        |                |                        |                        |                |                |                        |                |                |
| 504205 Freight Out                    | 136            | 2,500          | 1738.2%                | 2,364                  | 2,500          | 0.0%                   | 0.0%                   | -              | -              | 0.0%                   | 0.0%           | -              |
| 504211 Postage & Mailing              | 250            | -              | -100.0%                | (250)                  | -              | 0.0%                   | 0.0%                   | -              | -              | 0.0%                   | 0.0%           | -              |
| 504214 Promotional Items              | -              | -              | 0.0%                   | -                      | -              | 0.0%                   | 0.0%                   | -              | -              | 0.0%                   | 0.0%           | -              |
| 504215 Printing                       | 500            | -              | -100.0%                | (500)                  | -              | 0.0%                   | 0.0%                   | -              | -              | 0.0%                   | 0.0%           | -              |
| 504217 Photo Supp/Process             | -              | -              | 0.0%                   | -                      | -              | 0.0%                   | 0.0%                   | -              | -              | 0.0%                   | 0.0%           | -              |
| 504311 Office Supplies                | 1,500          | 1,500          | 0.0%                   | -                      | 1,500          | 0.0%                   | 0.0%                   | -              | -              | 0.0%                   | 0.0%           | -              |
| 504315 Safety Supplies                | 9,520          | 4,000          | -58.0%                 | (5,520)                | 4,000          | 0.0%                   | 0.0%                   | -              | -              | 0.0%                   | 0.0%           | -              |
| 504317 Cleaning Supplies              | 5,730          | 10,600         | 85.0%                  | 4,870                  | 10,600         | 0.0%                   | 0.0%                   | -              | -              | 0.0%                   | 0.0%           | -              |
| 504409 Repair/Maint Supplies          | -              | -              | 0.0%                   | -                      | -              | 0.0%                   | 0.0%                   | -              | -              | 0.0%                   | 0.0%           | -              |
| 504417 Tenant Repairs                 | -              | -              | 0.0%                   | -                      | -              | 0.0%                   | 0.0%                   | -              | -              | 0.0%                   | 0.0%           | -              |
| 504421 Non-Inventory Parts            | 39,730         | 58,000         | 46.0%                  | 18,270                 | 58,000         | 0.0%                   | 0.0%                   | -              | -              | 0.0%                   | 0.0%           | -              |
| 504511 Small Tools                    | 6,500          | 6,500          | 0.0%                   | -                      | 6,500          | 0.0%                   | 0.0%                   | -              | -              | 0.0%                   | 0.0%           | -              |
| 504515 Employee Tool Replacement      | 2,180          | 3,000          | 37.6%                  | 820                    | 3,000          | 0.0%                   | 0.0%                   | -              | -              | 0.0%                   | 0.0%           | -              |
| <b>Totals</b>                         | <b>66,046</b>  | <b>86,100</b>  | <b>30.4%</b>           | <b>20,054</b>          | <b>86,100</b>  | <b>0.0%</b>            | <b>0.0%</b>            | <b>-</b>       | <b>-</b>       | <b>0.0%</b>            | <b>0.0%</b>    | <b>-</b>       |
| <b>UTILITIES</b>                      |                |                |                        |                        |                |                        |                        |                |                |                        |                |                |
| 505011 Gas & Electric                 | -              | -              | 0.0%                   | -                      | -              | 0.0%                   | 0.0%                   | -              | -              | 0.0%                   | 0.0%           | -              |
| 505021 Water & Garbage                | -              | -              | 0.0%                   | -                      | -              | 0.0%                   | 0.0%                   | -              | -              | 0.0%                   | 0.0%           | -              |
| 505031 Telecommunications             | 50,526         | 50,000         | -1.0%                  | (526)                  | 50,000         | 0.0%                   | 0.0%                   | -              | -              | 0.0%                   | 0.0%           | -              |
| <b>Totals</b>                         | <b>50,526</b>  | <b>50,000</b>  | <b>-1.0%</b>           | <b>(526)</b>           | <b>50,000</b>  | <b>0.0%</b>            | <b>0.0%</b>            | <b>-</b>       | <b>-</b>       | <b>0.0%</b>            | <b>0.0%</b>    | <b>-</b>       |
| <b>CASUALTY &amp; LIABILITY</b>       |                |                |                        |                        |                |                        |                        |                |                |                        |                |                |
| 506011 Insurance - Property           | -              | -              | 0.0%                   | -                      | -              | 0.0%                   | 0.0%                   | -              | -              | 0.0%                   | 0.0%           | -              |
| 506015 Insurance - PL/PD              | -              | -              | 0.0%                   | -                      | -              | 0.0%                   | 0.0%                   | -              | -              | 0.0%                   | 0.0%           | -              |
| 506021 Insurance - Other              | -              | -              | 0.0%                   | -                      | -              | 0.0%                   | 0.0%                   | -              | -              | 0.0%                   | 0.0%           | -              |
| 506123 Settlement Costs               | -              | -              | 0.0%                   | -                      | -              | 0.0%                   | 0.0%                   | -              | -              | 0.0%                   | 0.0%           | -              |
| 506127 Repairs - District Prop        | -              | -              | 0.0%                   | -                      | -              | 0.0%                   | 0.0%                   | -              | -              | 0.0%                   | 0.0%           | -              |
| <b>Totals</b>                         | <b>-</b>       | <b>-</b>       | <b>0.0%</b>            | <b>-</b>               | <b>-</b>       | <b>0.0%</b>            | <b>0.0%</b>            | <b>-</b>       | <b>-</b>       | <b>0.0%</b>            | <b>0.0%</b>    | <b>-</b>       |

# Attachment C

## SANTA CRUZ METROPOLITAN TRANSIT DISTRICT FY18 & FY19 OPERATING BUDGET Fleet Maintenance - 4100

| ACCOUNT                             | Jun-16<br>BUDGET<br>FY17 | May-17<br>BUDGET<br>FY18 | % CHANGE<br>BUDG FY17<br>BUDG FY18 | \$ CHANGE<br>BUDG FY17<br>BUDG FY18 | May-17<br>BUDGET<br>FY19 | % CHANGE<br>BUDG FY18<br>BUDG FY19 | \$ CHANGE<br>BUDG FY18<br>BUDG FY19 |
|-------------------------------------|--------------------------|--------------------------|------------------------------------|-------------------------------------|--------------------------|------------------------------------|-------------------------------------|
| <b>TAXES</b>                        |                          |                          |                                    |                                     |                          |                                    |                                     |
| 507051 Fuel Tax                     | 14,280                   | 15,000                   | 5.0%                               | 720                                 | 15,000                   | 0.0%                               | -                                   |
| 507201 Licenses & Permits           | -                        | -                        | 0.0%                               | -                                   | -                        | 0.0%                               | -                                   |
| 507999 Other Taxes                  | -                        | -                        | 0.0%                               | -                                   | -                        | 0.0%                               | -                                   |
| <b>Totals</b>                       | <b>14,280</b>            | <b>15,000</b>            | <b>5.0%</b>                        | <b>720</b>                          | <b>15,000</b>            | <b>0.0%</b>                        | <b>-</b>                            |
| <b>PURCHASED TRANS.</b>             |                          |                          |                                    |                                     |                          |                                    |                                     |
| 503406 Contract/Paratransit         | -                        | -                        | 0.0%                               | -                                   | -                        | 0.0%                               | -                                   |
| <b>Totals</b>                       | <b>-</b>                 | <b>-</b>                 | <b>0.0%</b>                        | <b>-</b>                            | <b>-</b>                 | <b>0.0%</b>                        | <b>-</b>                            |
| <b>MISC EXPENSE</b>                 |                          |                          |                                    |                                     |                          |                                    |                                     |
| 509011 Dues/Subscriptions           | 3,900                    | 7,000                    | 79.5%                              | 3,100                               | 7,000                    | 0.0%                               | -                                   |
| 509081 Advertising - District Promo | -                        | -                        | 0.0%                               | -                                   | -                        | 0.0%                               | -                                   |
| 509101 Employee Incentive Program   | -                        | -                        | 0.0%                               | -                                   | -                        | 0.0%                               | -                                   |
| 509121 Employee Training            | 16,152                   | 6,400                    | -60.4%                             | (9,752)                             | 6,400                    | 0.0%                               | -                                   |
| 509122 BOD Travel                   | -                        | -                        | 0.0%                               | -                                   | -                        | 0.0%                               | -                                   |
| 509123 Travel                       | 10,000                   | 3,680                    | -63.2%                             | (6,320)                             | 3,680                    | 0.0%                               | -                                   |
| 509125 Local Meeting Expense        | -                        | -                        | 0.0%                               | -                                   | -                        | 0.0%                               | -                                   |
| 509127 Board Director Fees          | -                        | -                        | 0.0%                               | -                                   | -                        | 0.0%                               | -                                   |
| 509150 Contributions                | -                        | -                        | 0.0%                               | -                                   | -                        | 0.0%                               | -                                   |
| 509198 Cash Over/Short              | -                        | -                        | 0.0%                               | -                                   | -                        | 0.0%                               | -                                   |
| 509999 Other Misc Expense           | -                        | -                        | 0.0%                               | -                                   | -                        | 0.0%                               | -                                   |
| <b>Totals</b>                       | <b>30,052</b>            | <b>17,080</b>            | <b>-43.2%</b>                      | <b>(12,972)</b>                     | <b>17,080</b>            | <b>0.0%</b>                        | <b>-</b>                            |
| <b>LEASES &amp; RENTALS</b>         |                          |                          |                                    |                                     |                          |                                    |                                     |
| 512011 Facility Lease               | -                        | -                        | 0.0%                               | -                                   | -                        | 0.0%                               | -                                   |
| 512061 Equipment Rental             | 225                      | 225                      | 0.0%                               | -                                   | 225                      | 0.0%                               | -                                   |
| <b>Totals</b>                       | <b>225</b>               | <b>225</b>               | <b>0.0%</b>                        | <b>-</b>                            | <b>225</b>               | <b>0.0%</b>                        | <b>-</b>                            |
| <b>PERSONNEL TOTAL</b>              | <b>4,351,971</b>         | <b>4,465,645</b>         | <b>2.6%</b>                        | <b>113,674</b>                      | <b>4,604,485</b>         | <b>3.1%</b>                        | <b>138,840</b>                      |
| <b>NON-PERSONNEL TOTAL</b>          | <b>3,700,076</b>         | <b>3,515,905</b>         | <b>-5.0%</b>                       | <b>(184,171)</b>                    | <b>3,465,905</b>         | <b>-1.4%</b>                       | <b>(50,000)</b>                     |
| <b>DEPARTMENT TOTALS</b>            | <b>8,052,047</b>         | <b>7,981,550</b>         | <b>-0.9%</b>                       | <b>(70,497)</b>                     | <b>8,070,390</b>         | <b>1.1%</b>                        | <b>88,840</b>                       |

**SANTA CRUZ METROPOLITAN TRANSIT DISTRICT**  
**FY18 & FY19 OPERATING BUDGET**  
 COBRA Benefits - 9001

| ACCOUNT                             | Jun-16         | May-17         | % CHANGE               | \$ CHANGE              | May-17         | % CHANGE               | \$ CHANGE              | Jun-16         | May-17         | % CHANGE               | \$ CHANGE              |
|-------------------------------------|----------------|----------------|------------------------|------------------------|----------------|------------------------|------------------------|----------------|----------------|------------------------|------------------------|
|                                     | BUDGET<br>FY17 | BUDGET<br>FY18 | BUDG FY17<br>BUDG FY18 | BUDG FY17<br>BUDG FY18 | BUDGET<br>FY19 | BUDG FY18<br>BUDG FY19 | BUDG FY18<br>BUDG FY19 | BUDGET<br>FY18 | BUDGET<br>FY19 | BUDG FY18<br>BUDG FY19 | BUDG FY18<br>BUDG FY19 |
| <b>LABOR</b>                        |                |                |                        |                        |                |                        |                        |                |                |                        |                        |
| 501011 Bus Operator Pay             | -              | -              | 0.0%                   | -                      | -              | 0.0%                   | -                      | -              | -              | 0.0%                   | -                      |
| 501013 Bus Operator OT              | -              | -              | 0.0%                   | -                      | -              | 0.0%                   | -                      | -              | -              | 0.0%                   | -                      |
| 501021 Other Salaries               | -              | -              | 0.0%                   | -                      | -              | 0.0%                   | -                      | -              | -              | 0.0%                   | -                      |
| 501023 Other OT                     | -              | -              | 0.0%                   | -                      | -              | 0.0%                   | -                      | -              | -              | 0.0%                   | -                      |
| <b>Totals</b>                       | -              | -              | 0.0%                   | -                      | -              | 0.0%                   | -                      | -              | -              | 0.0%                   | -                      |
| <b>FRINGE BENEFITS</b>              |                |                |                        |                        |                |                        |                        |                |                |                        |                        |
| 502011 Medicare/Soc. Sec.           | -              | -              | 0.0%                   | -                      | -              | 0.0%                   | -                      | -              | -              | 0.0%                   | -                      |
| 502021 Retirement                   | -              | -              | 0.0%                   | -                      | -              | 0.0%                   | -                      | -              | -              | 0.0%                   | -                      |
| 502031 Medical Ins                  | -              | -              | 0.0%                   | -                      | -              | 0.0%                   | -                      | -              | -              | 0.0%                   | -                      |
| 502041 Dental Ins                   | -              | -              | 0.0%                   | -                      | -              | 0.0%                   | -                      | -              | -              | 0.0%                   | -                      |
| 502045 Vision Ins                   | -              | -              | 0.0%                   | -                      | -              | 0.0%                   | -                      | -              | -              | 0.0%                   | -                      |
| 502051 Life Ins/AD&D                | -              | -              | 0.0%                   | -                      | -              | 0.0%                   | -                      | -              | -              | 0.0%                   | -                      |
| 502060 State Disability Ins (SDI)   | -              | -              | 0.0%                   | -                      | -              | 0.0%                   | -                      | -              | -              | 0.0%                   | -                      |
| 502061 Long Term Disability Ins     | -              | -              | 0.0%                   | -                      | -              | 0.0%                   | -                      | -              | -              | 0.0%                   | -                      |
| 502071 State Unemployment Ins (SUI) | -              | -              | 0.0%                   | -                      | -              | 0.0%                   | -                      | -              | -              | 0.0%                   | -                      |
| 502081 Worker's Comp Ins            | -              | -              | 0.0%                   | -                      | -              | 0.0%                   | -                      | -              | -              | 0.0%                   | -                      |
| 502101 Holiday Pay                  | -              | -              | 0.0%                   | -                      | -              | 0.0%                   | -                      | -              | -              | 0.0%                   | -                      |
| 502103 Floating Holiday             | -              | -              | 0.0%                   | -                      | -              | 0.0%                   | -                      | -              | -              | 0.0%                   | -                      |
| 502109 Sick Leave                   | -              | -              | 0.0%                   | -                      | -              | 0.0%                   | -                      | -              | -              | 0.0%                   | -                      |
| 502111 Annual Leave                 | -              | -              | 0.0%                   | -                      | -              | 0.0%                   | -                      | -              | -              | 0.0%                   | -                      |
| 502121 Other Paid Absence           | -              | -              | 0.0%                   | -                      | -              | 0.0%                   | -                      | -              | -              | 0.0%                   | -                      |
| 502251 Phys. Exams                  | -              | -              | 0.0%                   | -                      | -              | 0.0%                   | -                      | -              | -              | 0.0%                   | -                      |
| 502253 Driver Lic Renewal           | -              | -              | 0.0%                   | -                      | -              | 0.0%                   | -                      | -              | -              | 0.0%                   | -                      |
| 502999 Other Fringe Benefits        | -              | -              | 0.0%                   | -                      | -              | 0.0%                   | -                      | -              | -              | 0.0%                   | -                      |
| <b>Totals</b>                       | -              | -              | 0.0%                   | -                      | -              | 0.0%                   | -                      | -              | -              | 0.0%                   | -                      |

# Attachment C

## SANTA CRUZ METROPOLITAN TRANSIT DISTRICT FY18 & FY19 OPERATING BUDGET COBRA Benefits - 9001

| ACCOUNT                                 | Jun-16         | May-17         | % CHANGE     |              | \$ CHANGE    |              | % CHANGE     |              | \$ CHANGE    |              |
|---|----------------|----------------|--------------|--------------|--------------|--------------|--------------|--------------|--------------|--------------|
|   | BUDGET<br>FY17 | BUDGET<br>FY18 | BUDG<br>FY17 | BUDG<br>FY18 | BUDG<br>FY17 | BUDG<br>FY18 | BUDG<br>FY17 | BUDG<br>FY18 | BUDG<br>FY17 | BUDG<br>FY18 |
| <b>SERVICES</b>                         |                |                |              |              |              |              |              |              |              |              |
| 503011 Acting/Audit Fees                | -              | -              | 0.0%         | -            | -            | -            | 0.0%         | -            | -            | -            |
| 503012 Admin/Bank Fees                  | -              | -              | 0.0%         | -            | -            | -            | 0.0%         | -            | -            | -            |
| 503031 Prof/Technical Fees              | -              | -              | 0.0%         | -            | -            | -            | 0.0%         | -            | -            | -            |
| 503032 Legislative Services             | -              | -              | 0.0%         | -            | -            | -            | 0.0%         | -            | -            | -            |
| 503033 Legal Services                   | -              | -              | 0.0%         | -            | -            | -            | 0.0%         | -            | -            | -            |
| 503034 Pre-Employment Exams             | -              | -              | 0.0%         | -            | -            | -            | 0.0%         | -            | -            | -            |
| 503041 Temp Help                        | -              | -              | 0.0%         | -            | -            | -            | 0.0%         | -            | -            | -            |
| 503161 Custodial Services               | -              | -              | 0.0%         | -            | -            | -            | 0.0%         | -            | -            | -            |
| 503162 Uniforms/Laundry                 | -              | -              | 0.0%         | -            | -            | -            | 0.0%         | -            | -            | -            |
| 503171 Security Services                | -              | -              | 0.0%         | -            | -            | -            | 0.0%         | -            | -            | -            |
| 503221 Classified/Legal Ads             | -              | -              | 0.0%         | -            | -            | -            | 0.0%         | -            | -            | -            |
| 503222 Legal Ads                        | -              | -              | 0.0%         | -            | -            | -            | 0.0%         | -            | -            | -            |
| 503225 Graphic Services                 | -              | -              | 0.0%         | -            | -            | -            | 0.0%         | -            | -            | -            |
| 503351 Repair - Bldg & Impr             | -              | -              | 0.0%         | -            | -            | -            | 0.0%         | -            | -            | -            |
| 503352 Repair - Equipment               | -              | -              | 0.0%         | -            | -            | -            | 0.0%         | -            | -            | -            |
| 503353 Repair - Rev Vehicle             | -              | -              | 0.0%         | -            | -            | -            | 0.0%         | -            | -            | -            |
| 503354 Repair - Non Rev Vehicle         | -              | -              | 0.0%         | -            | -            | -            | 0.0%         | -            | -            | -            |
| 503363 Haz Mat Disposal                 | -              | -              | 0.0%         | -            | -            | -            | 0.0%         | -            | -            | -            |
| Totals                                  | -              | -              | 0.0%         | -            | -            | -            | 0.0%         | -            | -            | -            |
| <b>MOBILE MATERIALS &amp; SUPPLIES</b>  |                |                |              |              |              |              |              |              |              |              |
| 504011 Fuels & Lubricants - Non Rev Veh | -              | -              | 0.0%         | -            | -            | -            | 0.0%         | -            | -            | -            |
| 504012 Fuels & Lubricants - Rev Veh     | -              | -              | 0.0%         | -            | -            | -            | 0.0%         | -            | -            | -            |
| 504021 Tires & Tubes                    | -              | -              | 0.0%         | -            | -            | -            | 0.0%         | -            | -            | -            |
| 504161 Other Mobile Supplies            | -              | -              | 0.0%         | -            | -            | -            | 0.0%         | -            | -            | -            |
| 504191 Rev Vehicle Parts                | -              | -              | 0.0%         | -            | -            | -            | 0.0%         | -            | -            | -            |
| Totals                                  | -              | -              | 0.0%         | -            | -            | -            | 0.0%         | -            | -            | -            |



# Attachment C

## SANTA CRUZ METROPOLITAN TRANSIT DISTRICT FY18 & FY19 OPERATING BUDGET COBRA Benefits - 9001

| ACCOUNT                               | Jun-16         | May-17         | % CHANGE     | \$ CHANGE    | May-17         | % CHANGE     | \$ CHANGE    | Jun-16         | May-17         | % CHANGE     | \$ CHANGE    |
|---------------------------------------|----------------|----------------|--------------|--------------|----------------|--------------|--------------|----------------|----------------|--------------|--------------|
|                                       | BUDGET<br>FY17 | BUDGET<br>FY18 | BUDG<br>FY17 | BUDG<br>FY18 | BUDGET<br>FY17 | BUDG<br>FY18 | BUDG<br>FY17 | BUDGET<br>FY17 | BUDGET<br>FY18 | BUDG<br>FY17 | BUDG<br>FY18 |
| <b>OTHER MATERIALS &amp; SUPPLIES</b> |                |                |              |              |                |              |              |                |                |              |              |
| 504205 Freight Out                    | -              | -              | 0.0%         | -            | -              | 0.0%         | -            | -              | -              | 0.0%         | -            |
| 504211 Postage & Mailing              | -              | -              | 0.0%         | -            | -              | 0.0%         | -            | -              | -              | 0.0%         | -            |
| 504214 Promotional Items              | -              | -              | 0.0%         | -            | -              | 0.0%         | -            | -              | -              | 0.0%         | -            |
| 504215 Printing                       | -              | -              | 0.0%         | -            | -              | 0.0%         | -            | -              | -              | 0.0%         | -            |
| 504217 Photo Supp/Process             | -              | -              | 0.0%         | -            | -              | 0.0%         | -            | -              | -              | 0.0%         | -            |
| 504311 Office Supplies                | -              | -              | 0.0%         | -            | -              | 0.0%         | -            | -              | -              | 0.0%         | -            |
| 504315 Safety Supplies                | -              | -              | 0.0%         | -            | -              | 0.0%         | -            | -              | -              | 0.0%         | -            |
| 504317 Cleaning Supplies              | -              | -              | 0.0%         | -            | -              | 0.0%         | -            | -              | -              | 0.0%         | -            |
| 504409 Repair/Maint Supplies          | -              | -              | 0.0%         | -            | -              | 0.0%         | -            | -              | -              | 0.0%         | -            |
| 504417 Tenant Repairs                 | -              | -              | 0.0%         | -            | -              | 0.0%         | -            | -              | -              | 0.0%         | -            |
| 504421 Non-Inventory Parts            | -              | -              | 0.0%         | -            | -              | 0.0%         | -            | -              | -              | 0.0%         | -            |
| 504511 Small Tools                    | -              | -              | 0.0%         | -            | -              | 0.0%         | -            | -              | -              | 0.0%         | -            |
| 504515 Employee Tool Replacement      | -              | -              | 0.0%         | -            | -              | 0.0%         | -            | -              | -              | 0.0%         | -            |
| <b>Totals</b>                         | -              | -              | 0.0%         | -            | -              | 0.0%         | -            | -              | -              | 0.0%         | -            |
| <b>UTILITIES</b>                      |                |                |              |              |                |              |              |                |                |              |              |
| 505011 Gas & Electric                 | -              | -              | 0.0%         | -            | -              | 0.0%         | -            | -              | -              | 0.0%         | -            |
| 505021 Water & Garbage                | -              | -              | 0.0%         | -            | -              | 0.0%         | -            | -              | -              | 0.0%         | -            |
| 505031 Telecommunications             | -              | -              | 0.0%         | -            | -              | 0.0%         | -            | -              | -              | 0.0%         | -            |
| <b>Totals</b>                         | -              | -              | 0.0%         | -            | -              | 0.0%         | -            | -              | -              | 0.0%         | -            |
| <b>CASUALTY &amp; LIABILITY</b>       |                |                |              |              |                |              |              |                |                |              |              |
| 506011 Insurance - Property           | -              | -              | 0.0%         | -            | -              | 0.0%         | -            | -              | -              | 0.0%         | -            |
| 506015 Insurance - PL/PD              | -              | -              | 0.0%         | -            | -              | 0.0%         | -            | -              | -              | 0.0%         | -            |
| 506021 Insurance - Other              | -              | -              | 0.0%         | -            | -              | 0.0%         | -            | -              | -              | 0.0%         | -            |
| 506123 Settlement Costs               | -              | -              | 0.0%         | -            | -              | 0.0%         | -            | -              | -              | 0.0%         | -            |
| 506127 Repairs - District Prop        | -              | -              | 0.0%         | -            | -              | 0.0%         | -            | -              | -              | 0.0%         | -            |
| <b>Totals</b>                         | -              | -              | 0.0%         | -            | -              | 0.0%         | -            | -              | -              | 0.0%         | -            |

**SANTA CRUZ METROPOLITAN TRANSIT DISTRICT**  
**FY18 & FY19 OPERATING BUDGET**  
 COBRA Benefits - 9001

| ACCOUNT                             | Jun-16         | May-17         | % CHANGE               | \$ CHANGE              | May-17         | % CHANGE               | \$ CHANGE              | BUDG FY18 | BUDG FY19 | \$ CHANGE              |
|-------------------------------------|----------------|----------------|------------------------|------------------------|----------------|------------------------|------------------------|-----------|-----------|------------------------|
|                                     | BUDGET<br>FY17 | BUDGET<br>FY18 | BUDG FY17<br>BUDG FY18 | BUDG FY17<br>BUDG FY18 | BUDGET<br>FY19 | BUDG FY18<br>BUDG FY19 | BUDG FY18<br>BUDG FY19 | BUDG FY18 | BUDG FY19 | BUDG FY18<br>BUDG FY19 |
| <b>TAXES</b>                        |                |                |                        |                        |                |                        |                        |           |           |                        |
| 507051 Fuel Tax                     | -              | -              | 0.0%                   | -                      | -              | 0.0%                   | -                      | -         | -         | -                      |
| 507201 Licenses & Permits           | -              | -              | 0.0%                   | -                      | -              | 0.0%                   | -                      | -         | -         | -                      |
| 507999 Other Taxes                  | -              | -              | 0.0%                   | -                      | -              | 0.0%                   | -                      | -         | -         | -                      |
| <b>Totals</b>                       | -              | -              | 0.0%                   | -                      | -              | 0.0%                   | -                      | -         | -         | -                      |
| <b>PURCHASED TRANS.</b>             |                |                |                        |                        |                |                        |                        |           |           |                        |
| 503406 Contract/Paratransit         | -              | -              | 0.0%                   | -                      | -              | 0.0%                   | -                      | -         | -         | -                      |
| <b>Totals</b>                       | -              | -              | 0.0%                   | -                      | -              | 0.0%                   | -                      | -         | -         | -                      |
| <b>MISC EXPENSE</b>                 |                |                |                        |                        |                |                        |                        |           |           |                        |
| 509011 Dues/Subscriptions           | -              | -              | 0.0%                   | -                      | -              | 0.0%                   | -                      | -         | -         | -                      |
| 509081 Advertising - District Promo | -              | -              | 0.0%                   | -                      | -              | 0.0%                   | -                      | -         | -         | -                      |
| 509101 Employee Incentive Program   | -              | -              | 0.0%                   | -                      | -              | 0.0%                   | -                      | -         | -         | -                      |
| 509121 Employee Training            | -              | -              | 0.0%                   | -                      | -              | 0.0%                   | -                      | -         | -         | -                      |
| 509122 BOD Travel                   | -              | -              | 0.0%                   | -                      | -              | 0.0%                   | -                      | -         | -         | -                      |
| 509123 Travel                       | -              | -              | 0.0%                   | -                      | -              | 0.0%                   | -                      | -         | -         | -                      |
| 509125 Local Meeting Expense        | -              | -              | 0.0%                   | -                      | -              | 0.0%                   | -                      | -         | -         | -                      |
| 509127 Board Director Fees          | -              | -              | 0.0%                   | -                      | -              | 0.0%                   | -                      | -         | -         | -                      |
| 509150 Contributions                | -              | -              | 0.0%                   | -                      | -              | 0.0%                   | -                      | -         | -         | -                      |
| 509198 Cash Over/Short              | -              | -              | 0.0%                   | -                      | -              | 0.0%                   | -                      | -         | -         | -                      |
| 509999 Other Misc Expense           | -              | -              | 0.0%                   | -                      | -              | 0.0%                   | -                      | -         | -         | -                      |
| <b>Totals</b>                       | -              | -              | 0.0%                   | -                      | -              | 0.0%                   | -                      | -         | -         | -                      |
| <b>LEASES &amp; RENTALS</b>         |                |                |                        |                        |                |                        |                        |           |           |                        |
| 512011 Facility Lease               | -              | -              | 0.0%                   | -                      | -              | 0.0%                   | -                      | -         | -         | -                      |
| 512061 Equipment Rental             | -              | -              | 0.0%                   | -                      | -              | 0.0%                   | -                      | -         | -         | -                      |
| <b>Totals</b>                       | -              | -              | 0.0%                   | -                      | -              | 0.0%                   | -                      | -         | -         | -                      |
| <b>PERSONNEL TOTAL</b>              |                |                |                        |                        |                |                        |                        |           |           |                        |
| <b>NON-PERSONNEL TOTAL</b>          |                |                |                        |                        |                |                        |                        |           |           |                        |
| <b>DEPARTMENT TOTALS</b>            |                |                |                        |                        |                |                        |                        |           |           |                        |
| <b>0.0%</b>                         |                |                |                        |                        |                |                        |                        |           |           |                        |

**SANTA CRUZ METROPOLITAN TRANSIT DISTRICT**  
**FY18 & FY19 OPERATING BUDGET**  
 Retired Employee Benefits - 9005

| ACCOUNT                             | Jun-16<br>BUDGET<br>FY17 | May-17<br>BUDGET<br>FY18 | % CHANGE<br>BUDG FY17<br>BUDG FY18 | \$ CHANGE<br>BUDG FY17<br>BUDG FY18 | May-17<br>BUDGET<br>FY19 | % CHANGE<br>BUDG FY18<br>BUDG FY19 | \$ CHANGE<br>BUDG FY18<br>BUDG FY19 |
|-------------------------------------|--------------------------|--------------------------|------------------------------------|-------------------------------------|--------------------------|------------------------------------|-------------------------------------|
| <b>LABOR</b>                        |                          |                          |                                    |                                     |                          |                                    |                                     |
| 501011 Bus Operator Pay             | -                        | -                        | 0.0%                               | -                                   | -                        | 0.0%                               | -                                   |
| 501013 Bus Operator OT              | -                        | -                        | 0.0%                               | -                                   | -                        | 0.0%                               | -                                   |
| 501021 Other Salaries               | -                        | -                        | 0.0%                               | -                                   | -                        | 0.0%                               | -                                   |
| 501023 Other OT                     | -                        | -                        | 0.0%                               | -                                   | -                        | 0.0%                               | -                                   |
| <b>Totals</b>                       | -                        | -                        | 0.0%                               | -                                   | -                        | 0.0%                               | -                                   |
| <b>FRINGE BENEFITS</b>              |                          |                          |                                    |                                     |                          |                                    |                                     |
| 502011 Medicare/Soc. Sec.           | -                        | -                        | 0.0%                               | -                                   | -                        | 0.0%                               | -                                   |
| 502021 Retirement                   | -                        | -                        | 0.0%                               | -                                   | -                        | 0.0%                               | -                                   |
| 502031 Medical Ins                  | 3,128,918                | 3,201,976                | 2.3%                               | 73,058                              | 3,340,755                | 4.3%                               | 138,779                             |
| 502041 Dental Ins                   | 69,002                   | 78,000                   | 13.0%                              | 8,998                               | 80,340                   | 3.0%                               | 2,340                               |
| 502045 Vision Ins                   | 20,490                   | 25,578                   | 24.8%                              | 5,088                               | 26,345                   | 3.0%                               | 767                                 |
| 502051 Life Ins/AD&D                | 6,525                    | 6,999                    | 2.7%                               | 174                                 | 6,900                    | 3.0%                               | 201                                 |
| 502060 State Disability Ins (SDI)   | -                        | -                        | 0.0%                               | -                                   | -                        | 0.0%                               | -                                   |
| 502061 Long Term Disability Ins     | -                        | -                        | 0.0%                               | -                                   | -                        | 0.0%                               | -                                   |
| 502071 State Unemployment Ins (SUI) | -                        | -                        | 0.0%                               | -                                   | -                        | 0.0%                               | -                                   |
| 502081 Worker's Comp Ins            | -                        | -                        | 0.0%                               | -                                   | -                        | 0.0%                               | -                                   |
| 502101 Holiday Pay                  | -                        | -                        | 0.0%                               | -                                   | -                        | 0.0%                               | -                                   |
| 502103 Floating Holiday             | -                        | -                        | 0.0%                               | -                                   | -                        | 0.0%                               | -                                   |
| 502109 Sick Leave                   | -                        | -                        | 0.0%                               | -                                   | -                        | 0.0%                               | -                                   |
| 502111 Annual Leave                 | -                        | -                        | 0.0%                               | -                                   | -                        | 0.0%                               | -                                   |
| 502121 Other Paid Absence           | -                        | -                        | 0.0%                               | -                                   | -                        | 0.0%                               | -                                   |
| 502251 Phys. Exams                  | -                        | -                        | 0.0%                               | -                                   | -                        | 0.0%                               | -                                   |
| 502253 Driver Lic Renewal           | -                        | -                        | 0.0%                               | -                                   | -                        | 0.0%                               | -                                   |
| 502999 Other Fringe Benefits        | 6,341                    | 6,255                    | -1.4%                              | (86)                                | 6,567                    | 5.0%                               | 313                                 |
| <b>Totals</b>                       | <b>3,231,276</b>         | <b>3,318,508</b>         | <b>2.7%</b>                        | <b>87,232</b>                       | <b>3,460,908</b>         | <b>4.3%</b>                        | <b>142,400</b>                      |

# Attachment C

## SANTA CRUZ METROPOLITAN TRANSIT DISTRICT FY18 & FY19 OPERATING BUDGET Retired Employee Benefits - 9005

| ACCOUNT                                | Jun-16 |        | May-17 |        | % CHANGE |      | \$ CHANGE |      | May-17 |        | % CHANGE |      | \$ CHANGE |      |
|--|--------|--------|--------|--------|----------|------|-----------|------|--------|--------|----------|------|-----------|------|
|  | BUDGET | BUDGET | BUDGET | BUDGET | BUDG     | BUDG | BUDG      | BUDG | BUDGET | BUDGET | BUDG     | BUDG | BUDG      | BUDG |
|  | FY17   | FY18   | FY18   | FY19   | FY18     | FY18 | FY18      | FY18 | FY19   | FY19   | FY19     | FY19 | FY19      | FY19 |
| <b>SERVICES</b>                        |        |        |        |        |          |      |           |      |        |        |          |      |           |      |
| 503011                                 | -      | -      | 0.0%   | -      | -        | -    | -         | -    | -      | -      | 0.0%     | -    | -         | -    |
| 503012                                 | -      | -      | 0.0%   | -      | -        | -    | -         | -    | -      | -      | 0.0%     | -    | -         | -    |
| 503031                                 | -      | -      | 0.0%   | -      | -        | -    | -         | -    | -      | -      | 0.0%     | -    | -         | -    |
| 503032                                 | -      | -      | 0.0%   | -      | -        | -    | -         | -    | -      | -      | 0.0%     | -    | -         | -    |
| 503033                                 | -      | -      | 0.0%   | -      | -        | -    | -         | -    | -      | -      | 0.0%     | -    | -         | -    |
| 503034                                 | -      | -      | 0.0%   | -      | -        | -    | -         | -    | -      | -      | 0.0%     | -    | -         | -    |
| 503041                                 | -      | -      | 0.0%   | -      | -        | -    | -         | -    | -      | -      | 0.0%     | -    | -         | -    |
| 503161                                 | -      | -      | 0.0%   | -      | -        | -    | -         | -    | -      | -      | 0.0%     | -    | -         | -    |
| 503162                                 | -      | -      | 0.0%   | -      | -        | -    | -         | -    | -      | -      | 0.0%     | -    | -         | -    |
| 503171                                 | -      | -      | 0.0%   | -      | -        | -    | -         | -    | -      | -      | 0.0%     | -    | -         | -    |
| 503221                                 | -      | -      | 0.0%   | -      | -        | -    | -         | -    | -      | -      | 0.0%     | -    | -         | -    |
| 503222                                 | -      | -      | 0.0%   | -      | -        | -    | -         | -    | -      | -      | 0.0%     | -    | -         | -    |
| 503225                                 | -      | -      | 0.0%   | -      | -        | -    | -         | -    | -      | -      | 0.0%     | -    | -         | -    |
| 503351                                 | -      | -      | 0.0%   | -      | -        | -    | -         | -    | -      | -      | 0.0%     | -    | -         | -    |
| 503352                                 | -      | -      | 0.0%   | -      | -        | -    | -         | -    | -      | -      | 0.0%     | -    | -         | -    |
| 503353                                 | -      | -      | 0.0%   | -      | -        | -    | -         | -    | -      | -      | 0.0%     | -    | -         | -    |
| 503354                                 | -      | -      | 0.0%   | -      | -        | -    | -         | -    | -      | -      | 0.0%     | -    | -         | -    |
| 503363                                 | -      | -      | 0.0%   | -      | -        | -    | -         | -    | -      | -      | 0.0%     | -    | -         | -    |
| <b>Totals</b>                          | -      | -      | 0.0%   | -      | -        | -    | -         | -    | -      | -      | 0.0%     | -    | -         | -    |
| <b>MOBILE MATERIALS &amp; SUPPLIES</b> |        |        |        |        |          |      |           |      |        |        |          |      |           |      |
| 504011                                 | -      | -      | 0.0%   | -      | -        | -    | -         | -    | -      | -      | 0.0%     | -    | -         | -    |
| 504012                                 | -      | -      | 0.0%   | -      | -        | -    | -         | -    | -      | -      | 0.0%     | -    | -         | -    |
| 504021                                 | -      | -      | 0.0%   | -      | -        | -    | -         | -    | -      | -      | 0.0%     | -    | -         | -    |
| 504161                                 | -      | -      | 0.0%   | -      | -        | -    | -         | -    | -      | -      | 0.0%     | -    | -         | -    |
| 504191                                 | -      | -      | 0.0%   | -      | -        | -    | -         | -    | -      | -      | 0.0%     | -    | -         | -    |
| <b>Totals</b>                          | -      | -      | 0.0%   | -      | -        | -    | -         | -    | -      | -      | 0.0%     | -    | -         | -    |

**SANTA CRUZ METROPOLITAN TRANSIT DISTRICT**  
**FY18 & FY19 OPERATING BUDGET**  
 Retired Employee Benefits - 9005

| ACCOUNT                               | Jun-16 |        | May-17 |        | % CHANGE |      | \$ CHANGE |      | May-17 |        | % CHANGE |      | \$ CHANGE |      |
|---------------------------------------|--------|--------|--------|--------|----------|------|-----------|------|--------|--------|----------|------|-----------|------|
|                                       | BUDGET | BUDGET | BUDGET | BUDGET | BUDG     | BUDG | BUDG      | BUDG | BUDGET | BUDGET | BUDG     | BUDG | BUDG      | BUDG |
|                                       | FY17   | FY18   | FY18   | FY19   | FY18     | FY18 | FY18      | FY18 | FY19   | FY19   | FY19     | FY19 | FY19      | FY19 |
| <b>OTHER MATERIALS &amp; SUPPLIES</b> |        |        |        |        |          |      |           |      |        |        |          |      |           |      |
| 504205 Freight Out                    | -      | -      | 0.0%   | -      | -        | -    | -         | -    | -      | -      | 0.0%     | -    | -         | -    |
| 504211 Postage & Mailing              | -      | -      | 0.0%   | -      | -        | -    | -         | -    | -      | -      | 0.0%     | -    | -         | -    |
| 504214 Promotional Items              | -      | -      | 0.0%   | -      | -        | -    | -         | -    | -      | -      | 0.0%     | -    | -         | -    |
| 504215 Printing                       | -      | -      | 0.0%   | -      | -        | -    | -         | -    | -      | -      | 0.0%     | -    | -         | -    |
| 504217 Photo Supp/Process             | -      | -      | 0.0%   | -      | -        | -    | -         | -    | -      | -      | 0.0%     | -    | -         | -    |
| 504311 Office Supplies                | -      | -      | 0.0%   | -      | -        | -    | -         | -    | -      | -      | 0.0%     | -    | -         | -    |
| 504315 Safety Supplies                | -      | -      | 0.0%   | -      | -        | -    | -         | -    | -      | -      | 0.0%     | -    | -         | -    |
| 504317 Cleaning Supplies              | -      | -      | 0.0%   | -      | -        | -    | -         | -    | -      | -      | 0.0%     | -    | -         | -    |
| 504409 Repair/Maint Supplies          | -      | -      | 0.0%   | -      | -        | -    | -         | -    | -      | -      | 0.0%     | -    | -         | -    |
| 504417 Tenant Repairs                 | -      | -      | 0.0%   | -      | -        | -    | -         | -    | -      | -      | 0.0%     | -    | -         | -    |
| 504421 Non-Inventory Parts            | -      | -      | 0.0%   | -      | -        | -    | -         | -    | -      | -      | 0.0%     | -    | -         | -    |
| 504511 Small Tools                    | -      | -      | 0.0%   | -      | -        | -    | -         | -    | -      | -      | 0.0%     | -    | -         | -    |
| 504515 Employee Tool Replacement      | -      | -      | 0.0%   | -      | -        | -    | -         | -    | -      | -      | 0.0%     | -    | -         | -    |
| Totals                                | -      | -      | 0.0%   | -      | -        | -    | -         | -    | -      | -      | 0.0%     | -    | -         | -    |
| <b>UTILITIES</b>                      |        |        |        |        |          |      |           |      |        |        |          |      |           |      |
| 505011 Gas & Electric                 | -      | -      | 0.0%   | -      | -        | -    | -         | -    | -      | -      | 0.0%     | -    | -         | -    |
| 505021 Water & Garbage                | -      | -      | 0.0%   | -      | -        | -    | -         | -    | -      | -      | 0.0%     | -    | -         | -    |
| 505031 Telecommunications             | -      | -      | 0.0%   | -      | -        | -    | -         | -    | -      | -      | 0.0%     | -    | -         | -    |
| Totals                                | -      | -      | 0.0%   | -      | -        | -    | -         | -    | -      | -      | 0.0%     | -    | -         | -    |
| <b>CASUALTY &amp; LIABILITY</b>       |        |        |        |        |          |      |           |      |        |        |          |      |           |      |
| 506011 Insurance - Property           | -      | -      | 0.0%   | -      | -        | -    | -         | -    | -      | -      | 0.0%     | -    | -         | -    |
| 506015 Insurance - PL/PD              | -      | -      | 0.0%   | -      | -        | -    | -         | -    | -      | -      | 0.0%     | -    | -         | -    |
| 506021 Insurance - Other              | -      | -      | 0.0%   | -      | -        | -    | -         | -    | -      | -      | 0.0%     | -    | -         | -    |
| 506123 Settlement Costs               | -      | -      | 0.0%   | -      | -        | -    | -         | -    | -      | -      | 0.0%     | -    | -         | -    |
| 506127 Repairs - District Prop        | -      | -      | 0.0%   | -      | -        | -    | -         | -    | -      | -      | 0.0%     | -    | -         | -    |
| Totals                                | -      | -      | 0.0%   | -      | -        | -    | -         | -    | -      | -      | 0.0%     | -    | -         | -    |

**SANTA CRUZ METROPOLITAN TRANSIT DISTRICT**  
**FY18 & FY19 OPERATING BUDGET**  
 Retired Employee Benefits - 9005

| ACCOUNT                             | Jun-16           | May-17           | % CHANGE               | \$ CHANGE              | May-17           | % CHANGE               | \$ CHANGE              | BUDG FY18 | BUDG FY19 | \$ CHANGE              |
|-------------------------------------|------------------|------------------|------------------------|------------------------|------------------|------------------------|------------------------|-----------|-----------|------------------------|
|                                     | BUDGET<br>FY17   | BUDGET<br>FY18   | BUDG FY17<br>BUDG FY18 | BUDG FY17<br>BUDG FY18 | BUDGET<br>FY19   | BUDG FY18<br>BUDG FY19 | BUDG FY18<br>BUDG FY19 | BUDG FY18 | BUDG FY19 | BUDG FY18<br>BUDG FY19 |
| <b>TAXES</b>                        |                  |                  |                        |                        |                  |                        |                        |           |           |                        |
| 507051 Fuel Tax                     | -                | -                | 0.0%                   | -                      | -                | 0.0%                   | -                      | -         | -         | 0.0%                   |
| 507201 Licenses & Permits           | -                | -                | 0.0%                   | -                      | -                | 0.0%                   | -                      | -         | -         | 0.0%                   |
| 507999 Other Taxes                  | -                | -                | 0.0%                   | -                      | -                | 0.0%                   | -                      | -         | -         | 0.0%                   |
| <b>Totals</b>                       | -                | -                | 0.0%                   | -                      | -                | 0.0%                   | -                      | -         | -         | 0.0%                   |
| <b>PURCHASED TRANS.</b>             |                  |                  |                        |                        |                  |                        |                        |           |           |                        |
| 503406 Contract/Paratransit         | -                | -                | 0.0%                   | -                      | -                | 0.0%                   | -                      | -         | -         | 0.0%                   |
| <b>Totals</b>                       | -                | -                | 0.0%                   | -                      | -                | 0.0%                   | -                      | -         | -         | 0.0%                   |
| <b>MISC EXPENSE</b>                 |                  |                  |                        |                        |                  |                        |                        |           |           |                        |
| 509011 Dues/Subscriptions           | -                | -                | 0.0%                   | -                      | -                | 0.0%                   | -                      | -         | -         | 0.0%                   |
| 509081 Advertising - District Promo | -                | -                | 0.0%                   | -                      | -                | 0.0%                   | -                      | -         | -         | 0.0%                   |
| 509101 Employee Incentive Program   | -                | -                | 0.0%                   | -                      | -                | 0.0%                   | -                      | -         | -         | 0.0%                   |
| 509121 Employee Training            | -                | -                | 0.0%                   | -                      | -                | 0.0%                   | -                      | -         | -         | 0.0%                   |
| 509122 BOD Travel                   | -                | -                | 0.0%                   | -                      | -                | 0.0%                   | -                      | -         | -         | 0.0%                   |
| 509123 Travel                       | -                | -                | 0.0%                   | -                      | -                | 0.0%                   | -                      | -         | -         | 0.0%                   |
| 509125 Local Meeting Expense        | -                | -                | 0.0%                   | -                      | -                | 0.0%                   | -                      | -         | -         | 0.0%                   |
| 509127 Board Director Fees          | -                | -                | 0.0%                   | -                      | -                | 0.0%                   | -                      | -         | -         | 0.0%                   |
| 509150 Contributions                | -                | -                | 0.0%                   | -                      | -                | 0.0%                   | -                      | -         | -         | 0.0%                   |
| 509198 Cash Over/Short              | -                | -                | 0.0%                   | -                      | -                | 0.0%                   | -                      | -         | -         | 0.0%                   |
| 509999 Other Misc Expense           | -                | -                | 0.0%                   | -                      | -                | 0.0%                   | -                      | -         | -         | 0.0%                   |
| <b>Totals</b>                       | -                | -                | 0.0%                   | -                      | -                | 0.0%                   | -                      | -         | -         | 0.0%                   |
| <b>LEASES &amp; RENTALS</b>         |                  |                  |                        |                        |                  |                        |                        |           |           |                        |
| 512011 Facility Lease               | -                | -                | 0.0%                   | -                      | -                | 0.0%                   | -                      | -         | -         | 0.0%                   |
| 512061 Equipment Rental             | -                | -                | 0.0%                   | -                      | -                | 0.0%                   | -                      | -         | -         | 0.0%                   |
| <b>Totals</b>                       | -                | -                | 0.0%                   | -                      | -                | 0.0%                   | -                      | -         | -         | 0.0%                   |
| <b>PERSONNEL TOTAL</b>              | 3,231,276        | 3,318,508        | 2.7%                   | 87,232                 | 3,460,908        | 4.3%                   | 142,400                |           |           |                        |
| <b>NON-PERSONNEL TOTAL</b>          | -                | -                | 0.0%                   | -                      | -                | 0.0%                   | -                      |           |           |                        |
| <b>DEPARTMENT TOTALS</b>            | <u>3,231,276</u> | <u>3,318,508</u> | <u>2.7%</u>            | <u>87,232</u>          | <u>3,460,908</u> | <u>4.3%</u>            | <u>142,400</u>         |           |           |                        |

SANTA CRUZ METROPOLITAN TRANSIT DISTRICT  
 FY18 & FY19 OPERATING BUDGET  
 SCCIC - 700

| ACCOUNT                             | Jun-16         | May-17         | % CHANGE               | \$ CHANGE              | May-17         | % CHANGE               | \$ CHANGE              | BUDG FY18 | BUDG FY19 | % CHANGE               | \$ CHANGE              |
|-------------------------------------|----------------|----------------|------------------------|------------------------|----------------|------------------------|------------------------|-----------|-----------|------------------------|------------------------|
|                                     | BUDGET<br>FY17 | BUDGET<br>FY18 | BUDG FY17<br>BUDG FY18 | BUDG FY17<br>BUDG FY18 | BUDGET<br>FY19 | BUDG FY18<br>BUDG FY19 | BUDG FY18<br>BUDG FY19 | BUDG FY18 | BUDG FY19 | BUDG FY18<br>BUDG FY19 | BUDG FY18<br>BUDG FY19 |
| <b>LABOR</b>                        |                |                |                        |                        |                |                        |                        |           |           |                        |                        |
| 501011 Bus Operator Pay             | -              | -              | 0.0%                   | -                      | -              | 0.0%                   | -                      | -         | -         | 0.0%                   | -                      |
| 501013 Bus Operator OT              | -              | -              | 0.0%                   | -                      | -              | 0.0%                   | -                      | -         | -         | 0.0%                   | -                      |
| 501021 Other Salaries               | -              | -              | 0.0%                   | -                      | -              | 0.0%                   | -                      | -         | -         | 0.0%                   | -                      |
| 501023 Other OT                     | -              | -              | 0.0%                   | -                      | -              | 0.0%                   | -                      | -         | -         | 0.0%                   | -                      |
| <b>Totals</b>                       | -              | -              | 0.0%                   | -                      | -              | 0.0%                   | -                      | -         | -         | 0.0%                   | -                      |
| <b>FRINGE BENEFITS</b>              |                |                |                        |                        |                |                        |                        |           |           |                        |                        |
| 502011 Medicare/Soc. Sec.           | -              | -              | 0.0%                   | -                      | -              | 0.0%                   | -                      | -         | -         | 0.0%                   | -                      |
| 502021 Retirement                   | -              | -              | 0.0%                   | -                      | -              | 0.0%                   | -                      | -         | -         | 0.0%                   | -                      |
| 502031 Medical Ins                  | -              | -              | 0.0%                   | -                      | -              | 0.0%                   | -                      | -         | -         | 0.0%                   | -                      |
| 502041 Dental Ins                   | -              | -              | 0.0%                   | -                      | -              | 0.0%                   | -                      | -         | -         | 0.0%                   | -                      |
| 502045 Vision Ins                   | -              | -              | 0.0%                   | -                      | -              | 0.0%                   | -                      | -         | -         | 0.0%                   | -                      |
| 502051 Life Ins/AD&D                | -              | -              | 0.0%                   | -                      | -              | 0.0%                   | -                      | -         | -         | 0.0%                   | -                      |
| 502060 State Disability Ins (SDI)   | -              | -              | 0.0%                   | -                      | -              | 0.0%                   | -                      | -         | -         | 0.0%                   | -                      |
| 502061 Long Term Disability Ins     | -              | -              | 0.0%                   | -                      | -              | 0.0%                   | -                      | -         | -         | 0.0%                   | -                      |
| 502071 State Unemployment Ins (SUI) | -              | -              | 0.0%                   | -                      | -              | 0.0%                   | -                      | -         | -         | 0.0%                   | -                      |
| 502081 Worker's Comp Ins            | -              | -              | 0.0%                   | -                      | -              | 0.0%                   | -                      | -         | -         | 0.0%                   | -                      |
| 502101 Holiday Pay                  | -              | -              | 0.0%                   | -                      | -              | 0.0%                   | -                      | -         | -         | 0.0%                   | -                      |
| 502103 Floating Holiday             | -              | -              | 0.0%                   | -                      | -              | 0.0%                   | -                      | -         | -         | 0.0%                   | -                      |
| 502109 Sick Leave                   | -              | -              | 0.0%                   | -                      | -              | 0.0%                   | -                      | -         | -         | 0.0%                   | -                      |
| 502111 Annual Leave                 | -              | -              | 0.0%                   | -                      | -              | 0.0%                   | -                      | -         | -         | 0.0%                   | -                      |
| 502121 Other Paid Absence           | -              | -              | 0.0%                   | -                      | -              | 0.0%                   | -                      | -         | -         | 0.0%                   | -                      |
| 502251 Phys. Exams                  | -              | -              | 0.0%                   | -                      | -              | 0.0%                   | -                      | -         | -         | 0.0%                   | -                      |
| 502253 Driver Lic Renewal           | -              | -              | 0.0%                   | -                      | -              | 0.0%                   | -                      | -         | -         | 0.0%                   | -                      |
| 502999 Other Fringe Benefits        | -              | -              | 0.0%                   | -                      | -              | 0.0%                   | -                      | -         | -         | 0.0%                   | -                      |
| <b>Totals</b>                       | -              | -              | 0.0%                   | -                      | -              | 0.0%                   | -                      | -         | -         | 0.0%                   | -                      |

# Attachment C

## SANTA CRUZ METROPOLITAN TRANSIT DISTRICT FY18 & FY19 OPERATING BUDGET SCCIC - 700

| ACCOUNT                                 | Jun-16         | May-17         | % CHANGE               | \$ CHANGE              | May-17         | % CHANGE               | \$ CHANGE              | BUDG FY18 | BUDG FY19  | % CHANGE               | \$ CHANGE              |
|---|----------------|----------------|------------------------|------------------------|----------------|------------------------|------------------------|-----------|------------|------------------------|------------------------|
|   | BUDGET<br>FY17 | BUDGET<br>FY18 | BUDG FY17<br>BUDG FY18 | BUDG FY17<br>BUDG FY18 | BUDGET<br>FY19 | BUDG FY18<br>BUDG FY19 | BUDG FY18<br>BUDG FY19 | BUDG FY18 | BUDG FY19  | BUDG FY18<br>BUDG FY19 | BUDG FY18<br>BUDG FY19 |
| <b>SERVICES</b>                         |                |                |                        |                        |                |                        |                        |           |            |                        |                        |
| 503011 Acting/Audit Fees                | 250            | 250            | 0.0%                   | -                      | 250            | 0.0%                   | -                      | -         | -          | 0.0%                   | -                      |
| 503012 Admin/Bank Fees                  | -              | -              | 0.0%                   | -                      | -              | 0.0%                   | -                      | -         | -          | 0.0%                   | -                      |
| 503031 Prof/Technical Fees              | -              | -              | 0.0%                   | -                      | -              | 0.0%                   | -                      | -         | -          | 0.0%                   | -                      |
| 503032 Legislative Services             | -              | -              | 0.0%                   | -                      | -              | 0.0%                   | -                      | -         | -          | 0.0%                   | -                      |
| 503033 Legal Services                   | -              | -              | 0.0%                   | -                      | -              | 0.0%                   | -                      | -         | -          | 0.0%                   | -                      |
| 503034 Pre-Employment Exams             | -              | -              | 0.0%                   | -                      | -              | 0.0%                   | -                      | -         | -          | 0.0%                   | -                      |
| 503041 Temp Help                        | -              | -              | 0.0%                   | -                      | -              | 0.0%                   | -                      | -         | -          | 0.0%                   | -                      |
| 503161 Custodial Services               | -              | -              | 0.0%                   | -                      | -              | 0.0%                   | -                      | -         | -          | 0.0%                   | -                      |
| 503162 Uniforms/Laundry                 | -              | -              | 0.0%                   | -                      | -              | 0.0%                   | -                      | -         | -          | 0.0%                   | -                      |
| 503171 Security Services                | -              | -              | 0.0%                   | -                      | -              | 0.0%                   | -                      | -         | -          | 0.0%                   | -                      |
| 503221 Classified/Legal Ads             | -              | -              | 0.0%                   | -                      | -              | 0.0%                   | -                      | -         | -          | 0.0%                   | -                      |
| 503222 Legal Ads                        | -              | -              | 0.0%                   | -                      | -              | 0.0%                   | -                      | -         | -          | 0.0%                   | -                      |
| 503225 Graphic Services                 | -              | -              | 0.0%                   | -                      | -              | 0.0%                   | -                      | -         | -          | 0.0%                   | -                      |
| 503351 Repair - Bldg & Impr             | -              | -              | 0.0%                   | -                      | -              | 0.0%                   | -                      | -         | -          | 0.0%                   | -                      |
| 503352 Repair - Equipment               | -              | -              | 0.0%                   | -                      | -              | 0.0%                   | -                      | -         | -          | 0.0%                   | -                      |
| 503353 Repair - Rev Vehicle             | -              | -              | 0.0%                   | -                      | -              | 0.0%                   | -                      | -         | -          | 0.0%                   | -                      |
| 503354 Repair - Non Rev Vehicle         | -              | -              | 0.0%                   | -                      | -              | 0.0%                   | -                      | -         | -          | 0.0%                   | -                      |
| 503363 Haz Mat Disposal                 | -              | -              | 0.0%                   | -                      | -              | 0.0%                   | -                      | -         | -          | 0.0%                   | -                      |
| <b>Totals</b>                           | <b>250</b>     | <b>250</b>     | <b>0.0%</b>            | <b>-</b>               | <b>250</b>     | <b>0.0%</b>            | <b>-</b>               | <b>-</b>  | <b>250</b> | <b>0.0%</b>            | <b>-</b>               |
| <b>MOBILE MATERIALS &amp; SUPPLIES</b>  |                |                |                        |                        |                |                        |                        |           |            |                        |                        |
| 504011 Fuels & Lubricants - Non Rev Veh | -              | -              | 0.0%                   | -                      | -              | 0.0%                   | -                      | -         | -          | 0.0%                   | -                      |
| 504012 Fuels & Lubricants - Rev Veh     | -              | -              | 0.0%                   | -                      | -              | 0.0%                   | -                      | -         | -          | 0.0%                   | -                      |
| 504021 Tires & Tubes                    | -              | -              | 0.0%                   | -                      | -              | 0.0%                   | -                      | -         | -          | 0.0%                   | -                      |
| 504161 Other Mobile Supplies            | -              | -              | 0.0%                   | -                      | -              | 0.0%                   | -                      | -         | -          | 0.0%                   | -                      |
| 504191 Rev Vehicle Parts                | -              | -              | 0.0%                   | -                      | -              | 0.0%                   | -                      | -         | -          | 0.0%                   | -                      |
| <b>Totals</b>                           | <b>-</b>       | <b>-</b>       | <b>0.0%</b>            | <b>-</b>               | <b>-</b>       | <b>0.0%</b>            | <b>-</b>               | <b>-</b>  | <b>-</b>   | <b>0.0%</b>            | <b>-</b>               |



# Attachment C

## SANTA CRUZ METROPOLITAN TRANSIT DISTRICT FY18 & FY19 OPERATING BUDGET SCCIC - 700

| ACCOUNT                               | Jun-16         | May-17         | % CHANGE               | \$ CHANGE              | May-17         | % CHANGE               | \$ CHANGE              | May-17         | % CHANGE               |
|---------------------------------------|----------------|----------------|------------------------|------------------------|----------------|------------------------|------------------------|----------------|------------------------|
|                                       | BUDGET<br>FY17 | BUDGET<br>FY18 | BUDG FY17<br>BUDG FY18 | BUDG FY17<br>BUDG FY18 | BUDGET<br>FY19 | BUDG FY18<br>BUDG FY19 | BUDG FY18<br>BUDG FY19 | BUDGET<br>FY19 | BUDG FY18<br>BUDG FY19 |
| <b>OTHER MATERIALS &amp; SUPPLIES</b> |                |                |                        |                        |                |                        |                        |                |                        |
| 504205 Freight Out                    | -              | -              | 0.0%                   | -                      | -              | 0.0%                   | -                      | -              | 0.0%                   |
| 504211 Postage & Mailing              | -              | -              | 0.0%                   | -                      | -              | 0.0%                   | -                      | -              | 0.0%                   |
| 504214 Promotional Items              | -              | -              | 0.0%                   | -                      | -              | 0.0%                   | -                      | -              | 0.0%                   |
| 504215 Printing                       | -              | -              | 0.0%                   | -                      | -              | 0.0%                   | -                      | -              | 0.0%                   |
| 504217 Photo Supp/Process             | -              | -              | 0.0%                   | -                      | -              | 0.0%                   | -                      | -              | 0.0%                   |
| 504311 Office Supplies                | -              | -              | 0.0%                   | -                      | -              | 0.0%                   | -                      | -              | 0.0%                   |
| 504315 Safety Supplies                | -              | -              | 0.0%                   | -                      | -              | 0.0%                   | -                      | -              | 0.0%                   |
| 504317 Cleaning Supplies              | -              | -              | 0.0%                   | -                      | -              | 0.0%                   | -                      | -              | 0.0%                   |
| 504409 Repair/Maint Supplies          | -              | -              | 0.0%                   | -                      | -              | 0.0%                   | -                      | -              | 0.0%                   |
| 504417 Tenant Repairs                 | -              | -              | 0.0%                   | -                      | -              | 0.0%                   | -                      | -              | 0.0%                   |
| 504421 Non-Inventory Parts            | -              | -              | 0.0%                   | -                      | -              | 0.0%                   | -                      | -              | 0.0%                   |
| 504511 Small Tools                    | -              | -              | 0.0%                   | -                      | -              | 0.0%                   | -                      | -              | 0.0%                   |
| 504515 Employee Tool Replacement      | -              | -              | 0.0%                   | -                      | -              | 0.0%                   | -                      | -              | 0.0%                   |
| <b>Totals</b>                         | -              | -              | 0.0%                   | -                      | -              | 0.0%                   | -                      | -              | 0.0%                   |
| <b>UTILITIES</b>                      |                |                |                        |                        |                |                        |                        |                |                        |
| 505011 Gas & Electric                 | -              | -              | 0.0%                   | -                      | -              | 0.0%                   | -                      | -              | 0.0%                   |
| 505021 Water & Garbage                | -              | -              | 0.0%                   | -                      | -              | 0.0%                   | -                      | -              | 0.0%                   |
| 505031 Telecommunications             | -              | -              | 0.0%                   | -                      | -              | 0.0%                   | -                      | -              | 0.0%                   |
| <b>Totals</b>                         | -              | -              | 0.0%                   | -                      | -              | 0.0%                   | -                      | -              | 0.0%                   |
| <b>CASUALTY &amp; LIABILITY</b>       |                |                |                        |                        |                |                        |                        |                |                        |
| 506011 Insurance - Property           | -              | -              | 0.0%                   | -                      | -              | 0.0%                   | -                      | -              | 0.0%                   |
| 506015 Insurance - PL/PD              | -              | -              | 0.0%                   | -                      | -              | 0.0%                   | -                      | -              | 0.0%                   |
| 506021 Insurance - Other              | -              | -              | 0.0%                   | -                      | -              | 0.0%                   | -                      | -              | 0.0%                   |
| 506123 Settlement Costs               | -              | -              | 0.0%                   | -                      | -              | 0.0%                   | -                      | -              | 0.0%                   |
| 506127 Repairs - District Prop        | -              | -              | 0.0%                   | -                      | -              | 0.0%                   | -                      | -              | 0.0%                   |
| <b>Totals</b>                         | -              | -              | 0.0%                   | -                      | -              | 0.0%                   | -                      | -              | 0.0%                   |

**SANTA CRUZ METROPOLITAN TRANSIT DISTRICT  
FY18 & FY19 OPERATING BUDGET  
SCCIC - 700**

| ACCOUNT                             | Jun-16         | May-17         | % CHANGE               | \$ CHANGE              | May-17         | % CHANGE               | \$ CHANGE              | BUDG FY18 | BUDG FY19 | % CHANGE               | \$ CHANGE              |
|-------------------------------------|----------------|----------------|------------------------|------------------------|----------------|------------------------|------------------------|-----------|-----------|------------------------|------------------------|
|                                     | BUDGET<br>FY17 | BUDGET<br>FY18 | BUDG FY17<br>BUDG FY18 | BUDG FY17<br>BUDG FY18 | BUDGET<br>FY19 | BUDG FY18<br>BUDG FY19 | BUDG FY18<br>BUDG FY19 | BUDG FY18 | BUDG FY19 | BUDG FY18<br>BUDG FY19 | BUDG FY18<br>BUDG FY19 |
| <b>TAXES</b>                        |                |                |                        |                        |                |                        |                        |           |           |                        |                        |
| 507051 Fuel Tax                     | -              | -              | 0.0%                   | -                      | -              | 0.0%                   | -                      | -         | -         | 0.0%                   | -                      |
| 507201 Licenses & Permits           | -              | -              | 0.0%                   | -                      | -              | 0.0%                   | -                      | -         | -         | 0.0%                   | -                      |
| 507999 Other Taxes                  | -              | -              | 0.0%                   | -                      | -              | 0.0%                   | -                      | -         | -         | 0.0%                   | -                      |
| <b>Totals</b>                       | -              | -              | 0.0%                   | -                      | -              | 0.0%                   | -                      | -         | -         | 0.0%                   | -                      |
| <b>PURCHASED TRANS.</b>             |                |                |                        |                        |                |                        |                        |           |           |                        |                        |
| 503406 Contract/Paratransit         | -              | -              | 0.0%                   | -                      | -              | 0.0%                   | -                      | -         | -         | 0.0%                   | -                      |
| <b>Totals</b>                       | -              | -              | 0.0%                   | -                      | -              | 0.0%                   | -                      | -         | -         | 0.0%                   | -                      |
| <b>MISC EXPENSE</b>                 |                |                |                        |                        |                |                        |                        |           |           |                        |                        |
| 509011 Dues/Subscriptions           | -              | -              | 0.0%                   | -                      | -              | 0.0%                   | -                      | -         | -         | 0.0%                   | -                      |
| 509081 Advertising - District Promo | -              | -              | 0.0%                   | -                      | -              | 0.0%                   | -                      | -         | -         | 0.0%                   | -                      |
| 509101 Employee Incentive Program   | -              | -              | 0.0%                   | -                      | -              | 0.0%                   | -                      | -         | -         | 0.0%                   | -                      |
| 509121 Employee Training            | -              | -              | 0.0%                   | -                      | -              | 0.0%                   | -                      | -         | -         | 0.0%                   | -                      |
| 509122 BOD Travel                   | -              | -              | 0.0%                   | -                      | -              | 0.0%                   | -                      | -         | -         | 0.0%                   | -                      |
| 509123 Travel                       | -              | -              | 0.0%                   | -                      | -              | 0.0%                   | -                      | -         | -         | 0.0%                   | -                      |
| 509125 Local Meeting Expense        | -              | -              | 0.0%                   | -                      | -              | 0.0%                   | -                      | -         | -         | 0.0%                   | -                      |
| 509127 Board Director Fees          | -              | -              | 0.0%                   | -                      | -              | 0.0%                   | -                      | -         | -         | 0.0%                   | -                      |
| 509150 Contributions                | -              | -              | 0.0%                   | -                      | -              | 0.0%                   | -                      | -         | -         | 0.0%                   | -                      |
| 509198 Cash Over/Short              | -              | -              | 0.0%                   | -                      | -              | 0.0%                   | -                      | -         | -         | 0.0%                   | -                      |
| 509999 Other Misc Expense           | -              | -              | 0.0%                   | -                      | -              | 0.0%                   | -                      | -         | -         | 0.0%                   | -                      |
| <b>Totals</b>                       | -              | -              | 0.0%                   | -                      | -              | 0.0%                   | -                      | -         | -         | 0.0%                   | -                      |
| <b>LEASES &amp; RENTALS</b>         |                |                |                        |                        |                |                        |                        |           |           |                        |                        |
| 512011 Facility Lease               | -              | -              | 0.0%                   | -                      | -              | 0.0%                   | -                      | -         | -         | 0.0%                   | -                      |
| 512061 Equipment Rental             | -              | -              | 0.0%                   | -                      | -              | 0.0%                   | -                      | -         | -         | 0.0%                   | -                      |
| <b>Totals</b>                       | -              | -              | 0.0%                   | -                      | -              | 0.0%                   | -                      | -         | -         | 0.0%                   | -                      |
| <b>PERSONNEL TOTAL</b>              |                |                |                        |                        |                |                        |                        |           |           |                        |                        |
|                                     | -              | -              | 0.0%                   | -                      | -              | 0.0%                   | -                      | -         | -         | 0.0%                   | -                      |
| <b>NON-PERSONNEL TOTAL</b>          |                |                |                        |                        |                |                        |                        |           |           |                        |                        |
|                                     | 250            | 250            | 0.0%                   | -                      | 250            | 0.0%                   | -                      | -         | 250       | 0.0%                   | -                      |
| <b>DEPARTMENT TOTALS</b>            |                |                |                        |                        |                |                        |                        |           |           |                        |                        |
|                                     | 250            | 250            | 0.0%                   | -                      | 250            | 0.0%                   | -                      | -         | 250       | 0.0%                   | -                      |

# Attachment D

## FY18 & FY19 OPERATING BUDGET Authorized and Funded Personnel - Full Time Equivalent (FTE) Summary

| Position Title                                | FY 17<br>June 2016 |               | FY 18<br>2017 |               | FY 19<br>2017 |               |
|---|--------------------|---------------|---------------|---------------|---------------|---------------|
|   | Authorized         | Funded        | Authorized    | Funded        | Authorized    | Funded        |
| Administration - 1100                         | 5.00               | 4.00          | 5.00          | 4.00          | 5.00          | 4.00          |
| Finance - 1200                                | 8.50               | 7.00          | 9.50          | 8.00          | 9.50          | 8.00          |
| Customer Service - 1300                       | 10.25              | 8.00          | 15.25         | 12.00         | 15.25         | 12.00         |
| Human Resources - 1400                        | 6.00               | 5.00          | 6.00          | 5.00          | 6.00          | 5.00          |
| Information Technology - 1500                 | 7.00               | 5.00          | 7.00          | 5.00          | 7.00          | 5.00          |
| Planning, Grants, Governmental Affairs - 1600 | 9.00               | 5.00          | 10.00         | 5.00          | 10.00         | 5.00          |
| District Counsel - 1700                       | 3.00               | 3.00          | 2.00          | 2.00          | 2.00          | 2.00          |
| Risk Management - 1800                        | 3.00               | 2.00          | 3.00          | 2.00          | 3.00          | 2.00          |
| Purchasing - 1900                             | 8.00               | 8.00          | 9.00          | 8.00          | 9.00          | 8.00          |
| Facilities Maintenance - 2200                 | 22.00              | 17.00         | 22.00         | 17.00         | 22.00         | 17.00         |
| Paratransit - 3100                            | 62.00              | 49.00         | 55.00         | 44.00         | 55.00         | 44.00         |
| Operations - 3200                             | 21.00              | 15.00         | 22.00         | 16.00         | 22.00         | 16.00         |
| Bus Operators - 3300                          | 171.00             | 146.00        | 171.00        | 150.00        | 171.00        | 150.00        |
| Fleet Maintenance - 4100                      | 56.00              | 37.00         | 57.00         | 38.00         | 57.00         | 38.00         |
| <b>Total Full-Time Equivalents (FTEs)</b>     | <b>391.75</b>      | <b>311.00</b> | <b>393.75</b> | <b>316.00</b> | <b>393.75</b> | <b>316.00</b> |

# Attachment D

## FY18 & FY19 OPERATING BUDGET Authorized and Funded Personnel - Full Time Equivalent (FTE) Administration - 1100

| Position Title                            | Authorized         | Funded             | Authorized    | Funded        | Authorized  | Funded        |
|---|--------------------|--------------------|---------------|---------------|-------------|---------------|
|   | FY 17<br>June 2016 | FY 17<br>June 2016 | FY 18<br>2017 | FY 18<br>2017 | FY 19 2017  | FY 19<br>2017 |
| CEO/General Manager                       | 1.00               | 1.00               | 1.00          | 1.00          | 1.00        | 1.00          |
| Chief Operations Officer                  | 1.00               | 1.00               | 1.00          | 1.00          | 1.00        | 1.00          |
| Executive Assistant                       | 1.00               | 1.00               | 1.00          | 1.00          | 1.00        | 1.00          |
| Administrative Assistant                  | 2.00               | 1.00               | 2.00          | 1.00          | 2.00        | 1.00          |
| <b>Total Full-Time Equivalents (FTEs)</b> | <b>5.00</b>        | <b>4.00</b>        | <b>5.00</b>   | <b>4.00</b>   | <b>5.00</b> | <b>4.00</b>   |

**FY18 & FY19 OPERATING BUDGET**  
**Authorized and Funded Personnel - Full Time Equivalent (FTE)**  
**Finance - 1200**

| Position Title                            | Authorized         | Funded             | Authorized  | Funded        | Authorized    | Funded        |
|---|--------------------|--------------------|-------------|---------------|---------------|---------------|
|   | FY 17<br>June 2016 | FY 17<br>June 2016 | FY 18 2017  | FY 18<br>2017 | FY 19<br>2017 | FY 19<br>2017 |
| Finance Manager                           | 1.00               | 1.00               | 1.00        | 1.00          | 1.00          | 1.00          |
| Assistant Finance Manager                 | 1.00               | 1.00               | 1.00        | 1.00          | 1.00          | 1.00          |
| Senior Accountant                         | 0.50               | 0.00               | 0.50        | 0.00          | 0.50          | 0.00          |
| Accountant II                             | 1.00               | 1.00               | 1.00        | 1.00          | 1.00          | 1.00          |
| Accounting Specialist                     | 1.00               | 1.00               | 1.00        | 1.00          | 1.00          | 1.00          |
| Sr. Accounting Tech                       | 1.00               | 1.00               | 1.00        | 1.00          | 1.00          | 1.00          |
| Payroll and Accounting Support Specialist | 1.00               | 1.00               | 0.00        | 0.00          | 0.00          | 0.00          |
| Sr. Payroll Specialist                    | 0.00               | 0.00               | 1.00        | 1.00          | 1.00          | 1.00          |
| Ticket & Pass Program Specialist *        | 0.00               | 0.00               | 1.00        | 1.00          | 1.00          | 1.00          |
| Sr. Financial Analyst                     | 1.00               | 1.00               | 1.00        | 1.00          | 1.00          | 1.00          |
| Revenue Specialist                        | 1.00               | 0.00               | 1.00        | 0.00          | 1.00          | 0.00          |
| <b>Total Full-Time Equivalents (FTEs)</b> | <b>8.50</b>        | <b>7.00</b>        | <b>9.50</b> | <b>8.00</b>   | <b>9.50</b>   | <b>8.00</b>   |

\* 1 Ticket & Pass Program Specialist position is transferred from Customer Service to Finance in FY18.

FY18 & FY19 OPERATING BUDGET  
 Authorized and Funded Personnel - Full Time Equivalent (FTE)  
 Customer Service - 1300

| Position Title  | Authorized<br>FY 17<br>June 2016 | Funded<br>FY 17<br>June 2016 | Authorized<br>FY 18<br>2017 | Funded<br>FY 18<br>2017 | Authorized<br>FY 19 2017 | Funded<br>FY 19<br>2017 |
|---|----------------------------------|------------------------------|-----------------------------|-------------------------|--------------------------|-------------------------|
| Marketing, Communications and<br>Customer Service Manager | 1.00                             | 0.00                         | 1.00                        | 0.00                    | 1.00                     | 0.00                    |
| Transit Supervisor *                                      | 1.00                             | 1.00                         | 0.00                        | 0.00                    | 0.00                     | 0.00                    |
| Customer Service Coordinator                              | 1.00                             | 1.00                         | 1.00                        | 1.00                    | 1.00                     | 1.00                    |
| CSR **  | 5.00                             | 4.00                         | 12.00                       | 10.00                   | 12.00                    | 10.00                   |
| Ticket & Pass Program Specialist ***                      | 1.00                             | 1.00                         | 0.00                        | 0.00                    | 0.00                     | 0.00                    |
| Administrative Assistant                                  | 1.25                             | 1.00                         | 1.25                        | 1.00                    | 1.25                     | 1.00                    |
| <b>Total Full-Time Equivalents (FTEs)</b>                 | <b>10.25</b>                     | <b>8.00</b>                  | <b>15.25</b>                | <b>12.00</b>            | <b>15.25</b>             | <b>12.00</b>            |

\* 1 Transit Supervisor position is transferred from Customer Service to Operations in FY17.

\*\* 6 Reservationist positions are transferred from Paratransit to Customer Service, and converted to CSRs in FY17.

\*\*\* 1 Ticket & Pass Program Specialist position is transferred from Customer Service to Finance in FY18.

**FY18 & FY19 OPERATING BUDGET  
 Authorized and Funded Personnel - Full Time Equivalent (FTE)  
 Human Resources - 1400**

| Position Title                            | Authorized<br>FY 17<br>June 2016 | Funded<br>FY 17<br>June 2016 | Authorized<br>FY 18<br>2017 | Funded<br>FY 18<br>2017 | Authorized<br>FY 19 2017 | Funded<br>FY 19<br>2017 |
|---|----------------------------------|------------------------------|-----------------------------|-------------------------|--------------------------|-------------------------|
| Human Resources Manager                   | 1.00                             | 1.00                         | 1.00                        | 1.00                    | 1.00                     | 1.00                    |
| Asst Human Resources Manager              | 1.00                             | 1.00                         | 1.00                        | 1.00                    | 1.00                     | 1.00                    |
| Personnel Technician                      | 0.00                             | 0.00                         | 0.00                        | 0.00                    | 0.00                     | 0.00                    |
| Human Resources Generalist                | 1.00                             | 1.00                         | 1.00                        | 1.00                    | 1.00                     | 1.00                    |
| Benefits Administrator                    | 1.00                             | 1.00                         | 1.00                        | 1.00                    | 1.00                     | 1.00                    |
| Human Resources Specialist                | 1.00                             | 0.00                         | 1.00                        | 0.00                    | 1.00                     | 0.00                    |
| Human Resources Clerk                     | 1.00                             | 1.00                         | 1.00                        | 1.00                    | 1.00                     | 1.00                    |
| <b>Total Full-Time Equivalents (FTEs)</b> | <b>6.00</b>                      | <b>5.00</b>                  | <b>6.00</b>                 | <b>5.00</b>             | <b>6.00</b>              | <b>5.00</b>             |

FY18 & FY19 OPERATING BUDGET  
 Authorized and Funded Personnel - Full Time Equivalent (FTE)  
 Information Technology - 1500

| Position Title                            | Authorized         | Funded             | Authorized    | Funded        | Authorized  | Funded        |
|---|--------------------|--------------------|---------------|---------------|-------------|---------------|
|   | FY 17<br>June 2016 | FY 17<br>June 2016 | FY 18<br>2017 | FY 18<br>2017 | FY 19 2017  | FY 19<br>2017 |
| Information Technology Manager            | 1.00               | 1.00               | 1.00          | 1.00          | 1.00        | 1.00          |
| Asst Manager of Information Technology    | 1.00               | 0.00               | 1.00          | 0.00          | 1.00        | 0.00          |
| Sr. Database Administrator                | 1.00               | 1.00               | 1.00          | 1.00          | 1.00        | 1.00          |
| Database Administrator                    | 1.00               | 1.00               | 1.00          | 1.00          | 1.00        | 1.00          |
| Systems Administrator/Sr                  | 1.00               | 0.00               | 1.00          | 1.00          | 1.00        | 1.00          |
| IT Technician/Sr IT Tech                  | 2.00               | 2.00               | 2.00          | 1.00          | 2.00        | 1.00          |
| <b>Total Full-Time Equivalents (FTEs)</b> | <b>7.00</b>        | <b>5.00</b>        | <b>7.00</b>   | <b>5.00</b>   | <b>7.00</b> | <b>5.00</b>   |



**FY18 & FY19 OPERATING BUDGET**  
**Authorized and Funded Personnel - Full Time Equivalent (FTE)**  
**Planning, Grants, Governmental Affairs - 1600**

| Position Title                            | Authorized         | Funded             | Authorized    | Funded        | Authorized    | Funded        |
|---|--------------------|--------------------|---------------|---------------|---------------|---------------|
|   | FY 17<br>June 2016 | FY 17<br>June 2016 | FY 18<br>2017 | FY 18<br>2017 | FY 19<br>2017 | FY 19<br>2017 |
| Planning and Development Manager          | 1.00               | 1.00               | 1.00          | 1.00          | 1.00          | 1.00          |
| Grants/Legislative Analyst                | 2.00               | 1.00               | 2.00          | 1.00          | 2.00          | 1.00          |
| Transportation Planning Supervisor        | 1.00               | 0.00               | 1.00          | 0.00          | 1.00          | 0.00          |
| Jr. Transportation Planner                | 1.00               | 1.00               | 1.00          | 1.00          | 1.00          | 1.00          |
| Sr. Transportation Planner                | 1.00               | 1.00               | 1.00          | 0.00          | 1.00          | 0.00          |
| Transportation Planner                    | 0.00               | 0.00               | 1.00          | 1.00          | 1.00          | 1.00          |
| Transit Surveyor                          | 1.00               | 0.00               | 1.00          | 0.00          | 1.00          | 0.00          |
| Schedule Analyst                          | 2.00               | 1.00               | 2.00          | 1.00          | 2.00          | 1.00          |
| <b>Total Full-Time Equivalents (FTEs)</b> | <b>9.00</b>        | <b>5.00</b>        | <b>10.00</b>  | <b>5.00</b>   | <b>10.00</b>  | <b>5.00</b>   |

FY18 & FY19 OPERATING BUDGET  
 Authorized and Funded Personnel - Full Time Equivalent (FTE)  
 District Counsel - 1700

| Position Title                            | Authorized<br>FY 17<br>June 2016 | Funded<br>FY 17<br>June 2016 | Authorized<br>FY 18<br>2017 | Funded<br>FY 18<br>2017 | Authorized<br>FY 19 2017 | Funded<br>FY 19<br>2017 |
|---|----------------------------------|------------------------------|-----------------------------|-------------------------|--------------------------|-------------------------|
| District Counsel                          | 1.00                             | 1.00                         | 0.00                        | 0.00                    | 0.00                     | 0.00                    |
| Paralegal                                 | 1.00                             | 1.00                         | 1.00                        | 1.00                    | 1.00                     | 1.00                    |
| Administrative Assistant                  | 1.00                             | 1.00                         | 1.00                        | 1.00                    | 1.00                     | 1.00                    |
| <b>Total Full-Time Equivalents (FTEs)</b> | <b>3.00</b>                      | <b>3.00</b>                  | <b>2.00</b>                 | <b>2.00</b>             | <b>2.00</b>              | <b>2.00</b>             |

**FY18 & FY19 OPERATING BUDGET  
 Authorized and Funded Personnel - Full Time Equivalent (FTE)  
 Risk Management - 1800**

| Position Title                            | Authorized<br>FY 17<br>June 2016 | Funded<br>FY 17<br>June 2016 | Authorized<br>FY 18<br>2017 | Funded<br>FY 18<br>2017 | Authorized<br>FY 19 2017 | Funded<br>FY 19<br>2017 |
|---|----------------------------------|------------------------------|-----------------------------|-------------------------|--------------------------|-------------------------|
| Claims Investigator II                    | 1.00                             | 0.00                         | 1.00                        | 0.00                    | 1.00                     | 0.00                    |
| Safety Specialist                         | 1.00                             | 1.00                         | 1.00                        | 1.00                    | 1.00                     | 1.00                    |
| Safety, Security and Risk Manager         | 1.00                             | 1.00                         | 1.00                        | 1.00                    | 1.00                     | 1.00                    |
| <b>Total Full-Time Equivalents (FTEs)</b> | <b>3.00</b>                      | <b>2.00</b>                  | <b>3.00</b>                 | <b>2.00</b>             | <b>3.00</b>              | <b>2.00</b>             |

**FY18 & FY19 OPERATING BUDGET**  
**Authorized and Funded Personnel - Full Time Equivalent (FTE)**  
**Purchasing - 1900**

| Position Title                            | Authorized         | Funded             | Authorized    | Funded        | Authorized  | Funded        |
|---|--------------------|--------------------|---------------|---------------|-------------|---------------|
|   | FY 17<br>June 2016 | FY 17<br>June 2016 | FY 18<br>2017 | FY 18<br>2017 | FY 19 2017  | FY 19<br>2017 |
| Purchasing Manager                        | 1.00               | 1.00               | 1.00          | 1.00          | 1.00        | 1.00          |
| Administrative Assistant                  | 1.00               | 1.00               | 0.00          | 0.00          | 0.00        | 0.00          |
| Admin Specialist                          | 0.00               | 0.00               | 1.00          | 1.00          | 1.00        | 1.00          |
| Purchasing Agent                          | 0.00               | 0.00               | 1.00          | 1.00          | 1.00        | 1.00          |
| Purchasing Assistant                      | 1.00               | 1.00               | 1.00          | 0.00          | 1.00        | 0.00          |
| Supervisor of Parts & Materials           | 1.00               | 1.00               | 1.00          | 1.00          | 1.00        | 1.00          |
| FM Lead Parts Clerk                       | 1.00               | 1.00               | 1.00          | 1.00          | 1.00        | 1.00          |
| Parts Clerk                               | 1.00               | 1.00               | 1.00          | 1.00          | 1.00        | 1.00          |
| Receiving Parts Clerk                     | 1.00               | 1.00               | 1.00          | 1.00          | 1.00        | 1.00          |
| Admin Clerk I                             | 1.00               | 1.00               | 1.00          | 1.00          | 1.00        | 1.00          |
| <b>Total Full-Time Equivalents (FTEs)</b> | <b>8.00</b>        | <b>8.00</b>        | <b>9.00</b>   | <b>8.00</b>   | <b>9.00</b> | <b>8.00</b>   |

FY18 & FY19 OPERATING BUDGET  
 Authorized and Funded Personnel - Full Time Equivalent (FTE)  
 Facilities Maintenance - 2200

| Position Title                            | Authorized<br>FY 17<br>June 2016 | Funded<br>FY 17<br>June 2016 | Authorized<br>FY 18<br>2017 | Funded<br>FY 18<br>2017 | Authorized<br>FY 19 2017 | Funded<br>FY 19<br>2017 |
|---|----------------------------------|------------------------------|-----------------------------|-------------------------|--------------------------|-------------------------|
| Facilities Maintenance Manager            | 1.00                             | 0.00                         | 1.00                        | 0.00                    | 1.00                     | 0.00                    |
| Facilities Maintenance Supervisor         | 1.00                             | 1.00                         | 1.00                        | 1.00                    | 1.00                     | 1.00                    |
| Sr. Facilities Maint Worker               | 1.00                             | 1.00                         | 1.00                        | 1.00                    | 1.00                     | 1.00                    |
| Admin Specialist                          | 1.00                             | 1.00                         | 1.00                        | 1.00                    | 1.00                     | 1.00                    |
| Facilities Maint Worker II                | 7.00                             | 6.00                         | 7.00                        | 6.00                    | 7.00                     | 6.00                    |
| Facilities Maint Worker I                 | 2.00                             | 0.00                         | 2.00                        | 0.00                    | 2.00                     | 0.00                    |
| Lead Custodian                            | 1.00                             | 1.00                         | 1.00                        | 1.00                    | 1.00                     | 1.00                    |
| Custodial Service Worker I                | 7.00                             | 7.00                         | 7.00                        | 7.00                    | 7.00                     | 7.00                    |
| Administrative Assistant                  | 1.00                             | 0.00                         | 1.00                        | 0.00                    | 1.00                     | 0.00                    |
| <b>Total Full-Time Equivalents (FTEs)</b> | <b>22.00</b>                     | <b>17.00</b>                 | <b>22.00</b>                | <b>17.00</b>            | <b>22.00</b>             | <b>17.00</b>            |

FY18 & FY19 OPERATING BUDGET  
 Authorized and Funded Personnel - Full Time Equivalent (FTE)  
 Paratransit - 3100

| Position Title                            | FY 17<br>June 2016 |              | FY 18<br>June 2017 |              | FY 19<br>2017 |              |
|---|--------------------|--------------|--------------------|--------------|---------------|--------------|
|   | Authorized         | Funded       | Authorized         | Funded       | Authorized    | Funded       |
| Paratransit Superintendent                | 1.00               | 1.00         | 1.00               | 1.00         | 1.00          | 1.00         |
| Assistant Paratransit Superintendent      | 1.00               | 1.00         | 1.00               | 1.00         | 1.00          | 1.00         |
| Accessible Services Coordinator           | 1.00               | 1.00         | 1.00               | 1.00         | 1.00          | 1.00         |
| Paratransit Eligibility Coordinator       | 1.00               | 1.00         | 1.00               | 1.00         | 1.00          | 1.00         |
| Reservation & Scheduling Coord            | 1.00               | 0.00         | 1.00               | 0.00         | 1.00          | 0.00         |
| Safety/Road Response Coord                | 1.00               | 0.00         | 1.00               | 0.00         | 1.00          | 0.00         |
| Dispatcher/Scheduler                      | 4.00               | 4.00         | 4.00               | 4.00         | 4.00          | 4.00         |
| Dispatcher                                | 5.00               | 3.00         | 5.00               | 3.00         | 5.00          | 3.00         |
| Clerk I-II-III                            | 2.00               | 1.00         | 2.00               | 1.00         | 2.00          | 1.00         |
| Van Operator                              | 34.00              | 29.00        | 34.00              | 30.00        | 34.00         | 30.00        |
| * Reservationist                          | 7.00               | 6.00         | 0.00               | 0.00         | 0.00          | 0.00         |
| Mechanic I-II                             | 2.00               | 0.00         | 2.00               | 0.00         | 2.00          | 0.00         |
| Paratransit Supervisor                    | 2.00               | 2.00         | 2.00               | 2.00         | 2.00          | 2.00         |
| <b>Total Full-Time Equivalents (FTEs)</b> | <b>62.00</b>       | <b>49.00</b> | <b>55.00</b>       | <b>44.00</b> | <b>55.00</b>  | <b>44.00</b> |

\* 6 Reservationist positions are transferred from Paratransit to Customer Service, and converted to CSRs in FY17.

**FY18 & FY19 OPERATING BUDGET**  
**Authorized and Funded Personnel - Full Time Equivalent (FTE)**  
**Operations - 3200**

| Position Title                            | Authorized         | Funded             | Authorized    | Funded        | Authorized   | Funded        |
|---|--------------------|--------------------|---------------|---------------|--------------|---------------|
|   | FY 17<br>June 2016 | FY 17<br>June 2016 | FY 18<br>2017 | FY 18<br>2017 | FY 19 2017   | FY 19<br>2017 |
| Assistant Superintendent                  | 1.00               | 0.00               | 1.00          | 0.00          | 1.00         | 0.00          |
| Fixed Route Superintendent                | 1.00               | 1.00               | 1.00          | 1.00          | 1.00         | 1.00          |
| * Transit Supervisor                      | 14.00              | 10.00              | 15.00         | 11.00         | 15.00        | 11.00         |
| Assistant Safety Coordinator              | 1.00               | 0.00               | 1.00          | 0.00          | 1.00         | 0.00          |
| Safety & Training Coordinator             | 1.00               | 1.00               | 1.00          | 1.00          | 1.00         | 1.00          |
| Admin Assistant/Supervisor                | 1.00               | 1.00               | 1.00          | 1.00          | 1.00         | 1.00          |
| Administrative Assistant                  | 1.00               | 1.00               | 1.00          | 1.00          | 1.00         | 1.00          |
| Payroll Specialist                        | 1.00               | 1.00               | 1.00          | 1.00          | 1.00         | 1.00          |
| <b>Total Full-Time Equivalents (FTEs)</b> | <b>21.00</b>       | <b>15.00</b>       | <b>22.00</b>  | <b>16.00</b>  | <b>22.00</b> | <b>16.00</b>  |

\* 1 Transit Supervisor position is transferred from Customer Service to Operations in FY17.

**FY18 & FY19 OPERATING BUDGET**  
**Authorized and Funded Personnel - Full Time Equivalent (FTE)**  
**Bus Operators - 3300**

| Position Title                            | Authorized<br>FY 17<br>June 2016 | Funded<br>FY 17<br>June 2016 | Authorized<br>FY 18<br>2017 | Funded<br>FY 18<br>2017 | Authorized<br>FY 19 2017 | Funded<br>FY 19<br>2017 |
|---|----------------------------------|------------------------------|-----------------------------|-------------------------|--------------------------|-------------------------|
| Bus Operators                             | 171.00                           | 146.00                       | 171.00                      | 150.00                  | 171.00                   | 150.00                  |
| <b>Total Full-Time Equivalents (FTEs)</b> | <b>171.00</b>                    | <b>146.00</b>                | <b>171.00</b>               | <b>150.00</b>           | <b>171.00</b>            | <b>150.00</b>           |



# Attachment D

## FY18 & FY19 OPERATING BUDGET Authorized and Funded Personnel - Full Time Equivalent (FTE) Fleet Maintenance - 4100

| Position Title                            | FY 17<br>June 2016 |              | FY 18<br>2017 |              | FY 19<br>2017 |              |
|---|--------------------|--------------|---------------|--------------|---------------|--------------|
|   | Authorized         | Funded       | Authorized    | Funded       | Authorized    | Funded       |
| Maintenance Manager                       | 1.00               | 1.00         | 1.00          | 1.00         | 1.00          | 1.00         |
| Maintenance Superintendent                | 0.00               | 0.00         | 1.00          | 1.00         | 1.00          | 1.00         |
| Fleet Maint Supervisor                    | 3.00               | 3.00         | 3.00          | 3.00         | 3.00          | 3.00         |
| FM Lead Mechanic                          | 6.00               | 4.00         | 6.00          | 4.00         | 6.00          | 4.00         |
| FM Mechanic III                           | 4.00               | 2.00         | 4.00          | 2.00         | 4.00          | 2.00         |
| FM Mechanic I - II                        | 18.00              | 13.00        | 18.00         | 13.00        | 18.00         | 13.00        |
| Body Repair Mechanic                      | 1.00               | 0.00         | 1.00          | 0.00         | 1.00          | 0.00         |
| Upholsterer I - II                        | 1.00               | 1.00         | 1.00          | 1.00         | 1.00          | 1.00         |
| Admin Assistant/Supervisor                | 1.00               | 0.00         | 1.00          | 0.00         | 1.00          | 0.00         |
| Admin Specialist                          | 1.00               | 0.00         | 1.00          | 0.00         | 1.00          | 0.00         |
| Accounting Tech/Sr Acctng Tech            | 2.00               | 1.00         | 2.00          | 1.00         | 2.00          | 1.00         |
| Administrative Clerk I                    | 1.00               | 0.00         | 1.00          | 0.00         | 1.00          | 0.00         |
| Vehicle Service Technician                | 2.00               | 2.00         | 2.00          | 2.00         | 2.00          | 2.00         |
| Vehicle Service Detailer                  | 2.00               | 2.00         | 2.00          | 2.00         | 2.00          | 2.00         |
| Vehicle Service Worker I - II             | 12.00              | 7.00         | 12.00         | 7.00         | 12.00         | 7.00         |
| Electronic Technician                     | 1.00               | 1.00         | 1.00          | 1.00         | 1.00          | 1.00         |
| <b>Total Full-Time Equivalents (FTEs)</b> | <b>56.00</b>       | <b>37.00</b> | <b>57.00</b>  | <b>38.00</b> | <b>57.00</b>  | <b>38.00</b> |

- THIS PAGE INTENTIONALLY LEFT BLANK -

SANTA CRUZ METROPOLITAN TRANSIT DISTRICT  
 FY18 PRELIMINARY CAPITAL BUDGET  
 AS OF MAY 19, 2017

| PROJECT/ACTIVITY  | RESTRICTED FEDERAL FUNDS | RESTRICTED SAKATA/LAW SUIT PROCEEDS | RESTRICTED PTMISEA (1B) | RESTRICTED PTMISEA (1B) + INT-PAC STATION PLACEHOLDER | RESTRICTED CAL-OES PROP 1B - TRANSIT SECURITY | RESTRICTED STIP | RESTRICTED LCTOP | RESTRICTED CAPITAL RESTRICTED STA | STA & STIC XFRs FROM OPER BUDGET | UNRESTRICTED (ALT) FUEL TAX CREDIT (XFR FROM OPER BUDGET) | OPERATING & CAPITAL RESERVE FUND | TOTAL         |
|---|--------------------------|-------------------------------------|-------------------------|---|---|-----------------|------------------|-----------------------------------|----------------------------------|---|----------------------------------|---------------|
| FY17 STA (Xfr 1/5 from Oper. Budget) - Funds Committed                |                          |                                     |                         |   |   |                 |                  |                                   | \$ 370,000                       |   |                                  |               |
| FY18 STA (Xfr 2/5 from Oper. Budget)                                  |                          |                                     |                         |   |   |                 |                  |                                   | \$ 825,773                       |   |                                  |               |
| FY18 STA - SB1 (Xfr from available amt. Oper. Budget)                 |                          |                                     |                         |   |   |                 |                  |                                   | \$ 770,336                       |   |                                  |               |
| FY18 STIC (Xfr 2/5 from Oper. Budget)                                 |                          |                                     |                         |   |   |                 |                  |                                   | \$ 884,067                       |   |                                  |               |
| Estimated Cash Balance on Hand (if applicable)                        | N/A                      | \$ 120,000                          | \$ 390,000              | \$ 5,991,793  | \$ 1,075,000                                  | N/A             | \$ 709,292       | \$ 45,000                         | \$ 370,000                       | \$ 1,257,342  | \$ 16,277                        | \$ 9,974,704  |
| Amount Available if not Cash on Hand                                  | \$ 6,246,168             |                                     |                         |   |   | \$ 247,950      |                  |                                   | \$ 2,480,176                     |   |                                  | \$ 8,974,294  |
| <b>Construction Related Projects</b>                                  |                          |                                     |                         |   |   |                 |                  |                                   |                                  |   |                                  |               |
| 1 Metrobase Project - Judy K.Souza - Operations Bldg.                 |                          | \$ 120,000                          | \$ 390,000              | \$ 1,411,247  | \$ 445,000                                    |                 |                  |                                   |                                  |   |                                  | \$ 2,366,247  |
| 2 Transit Security Projects   |                          |                                     |                         | \$ 630,000  | \$ 630,000                                    |                 |                  |                                   |                                  |   |                                  | \$ 630,000    |
| 3 Pacific Station/Metro Center - Conceptual Design / MOU              | \$ 168,822               |                                     |                         | \$ 3,576,333  |   |                 |                  |                                   | \$ 42,205                        |   |                                  | \$ 3,787,360  |
| Subtotal  | \$ 168,822               | \$ 120,000                          | \$ 390,000              | \$ 4,987,580  | \$ 1,075,000                                  |                 |                  |                                   | \$ 42,205                        |   |                                  | \$ 6,783,607  |
| <b>IT Projects</b>  |                          |                                     |                         |   |   |                 |                  |                                   |                                  |   |                                  |               |
| 4 HR Software Upgrade (cont.)   |                          |                                     |                         |   |   |                 |                  | \$ 18,000                         |                                  |   |                                  | \$ 18,000     |
| Subtotal  |                          |                                     |                         |   |   |                 |                  | \$ 18,000                         |                                  |   |                                  | \$ 18,000     |
| <b>Facilities Repair &amp; Improvements</b>                           |                          |                                     |                         |   |   |                 |                  |                                   |                                  |   |                                  |               |
| 5 Repaint Watsonville Transit Center (FTA 5339a FY13)                 | \$ 63,040                |                                     |                         |   |   |                 |                  | \$ 15,760                         |                                  |   |                                  | \$ 78,800     |
| 6 Reseal, Resurface Parking Lots (FTA 5339a FY13)                     | \$ 60,000                |                                     |                         |   |   |                 |                  |                                   | \$ 15,000                        |   |                                  | \$ 75,000     |
| 7 Bus Stop & Fac Improve. TBD (FTA 5339a FY15/16)                     | \$ 73,380                |                                     |                         |   |   |                 |                  |                                   |                                  |   |                                  | \$ 73,380     |
| 8 Maintenance Bldg. Structural Upgrade                                |                          |                                     |                         |   |   |                 |                  |                                   | \$ 30,000                        |   |                                  | \$ 30,000     |
| 9 Admin Bldg. Engineering & Renovations                               |                          |                                     |                         |   |   |                 |                  |                                   | \$ 20,000                        |   |                                  | \$ 20,000     |
| 10 Repair Roof at Pacific Station (FTA 5339a FY13)                    | \$ 12,000                |                                     |                         |   |   |                 |                  | \$ 3,000                          |                                  |   |                                  | \$ 15,000     |
| 11 Relocate Mechanics Sink-Golf Club (FTA 5339a FY14)                 | \$ 7,638                 |                                     |                         |   |   |                 |                  |                                   | \$ 1,910                         |   |                                  | \$ 9,548      |
| 12 Upgrade Exhaust Evac.-Golf Club (FTA 5339a FY14)                   | \$ 6,400                 |                                     |                         |   |   |                 |                  |                                   | \$ 1,600                         |   |                                  | \$ 8,000      |
| Subtotal  | \$ 222,458               |                                     |                         |   |   |                 |                  | \$ 18,760                         | \$ 68,510                        |   |                                  | \$ 309,728    |
| <b>Revenue Vehicle Replacement &amp; Campaigns</b>                    |                          |                                     |                         |   |   |                 |                  |                                   |                                  |   |                                  |               |
| 13 Electric Bus (3) + Infrastructure & Project Mgmt. (FTA 5339c FY16) | \$ 3,810,348             |                                     |                         | \$ 576,997  |   |                 |                  |                                   |                                  | \$ 549,167  |                                  | \$ 4,936,512  |
| 14 Electric Bus (1) - Watsonville ZEB Circulator (FY15/16)            |                          |                                     |                         | \$ 357,216  |   |                 | \$ 709,292       |                                   |                                  |   |                                  | \$ 1,066,508  |
| 15 Paracruz Van Replacements (11) (FTA 5339a FY15/16)                 | \$ 816,000               |                                     |                         |   |   |                 |                  |                                   |                                  |   | \$ 11,585                        | \$ 827,585    |
| 16 CNG Bus (1) - (SCCRTC FY17 STBG)                                   | \$ 500,000               |                                     |                         | \$ 70,000   |   | \$ 247,950      |                  |                                   |                                  |   |                                  | \$ 770,000    |
| 17 Paracruz Van Replacements (3 - 2 purch in FY16)                    |                          |                                     |                         |   |   |                 |                  |                                   | \$ 87,786                        |   |                                  | \$ 87,786     |
| 18 Mid-Life Bus Engine Overhaul (7) (FTA 5339a FY14)                  | \$ 221,277               |                                     |                         |   |   |                 |                  |                                   | \$ 55,319                        |   |                                  | \$ 276,596    |
| 19 Bus Repaint Campaign (36) (FTA 5339a FY14)                         | \$ 105,467               |                                     |                         |   |   |                 |                  |                                   | \$ 26,367                        |   |                                  | \$ 131,834    |
| 20 Bus Repaint Campaign (20) (FTA 5339a FY13)                         | \$ 58,453                |                                     |                         |   |   |                 |                  |                                   | \$ 14,613                        |   |                                  | \$ 73,066     |
| 21 FTA Section 5310-(1) Paratransit Vehicle                           | \$ 50,400                |                                     |                         |   |   |                 |                  |                                   | \$ 12,600                        |   | \$ 3,000                         | \$ 66,000     |
| Subtotal  | \$ 5,561,945             |                                     |                         | \$ 1,004,213  |   | \$ 247,950      | \$ 709,292       |                                   | \$ 196,685                       | \$ 549,167  | \$ 14,585                        | \$ 8,283,837  |
| <b>Non-Revenue Vehicle Replacement</b>                                |                          |                                     |                         |   |   |                 |                  |                                   |                                  |   |                                  |               |
| 22 Replace 9 Non-Revenue Vehicles (FTA 5339a FY13)                    | \$ 171,023               |                                     |                         |   |   |                 |                  |                                   | \$ 42,756                        |   |                                  | \$ 213,779    |
| 23 Replace High Lift Bucket Truck (FTA 5339a FY14)                    | \$ 75,318                |                                     |                         |   |   |                 |                  |                                   | \$ 18,830                        |   |                                  | \$ 94,148     |
| 24 Propane Fueled Tow Motor (FTA 5339a FY14)                          | \$ 46,602                |                                     |                         |   |   |                 |                  |                                   | \$ 11,651                        |   |                                  | \$ 58,253     |
| Subtotal  | \$ 292,943               |                                     |                         |   |   |                 |                  |                                   | \$ 73,237                        |   |                                  | \$ 366,180    |
| <b>Fleet &amp; Maint Equipment</b>                                    |                          |                                     |                         |   |   |                 |                  |                                   |                                  |   |                                  |               |
| 25 High Weight Capacity Low Profile Axle Jack                         |                          |                                     |                         |   |   |                 |                  |                                   |                                  |   | \$ 1,277                         | \$ 1,277      |
| Subtotal  |                          |                                     |                         |   |   |                 |                  |                                   |                                  |   | \$ 1,277                         | \$ 1,277      |
| <b>Office Equipment</b>   |                          |                                     |                         |   |   |                 |                  |                                   |                                  |   |                                  |               |
| 26 None at this time  |                          |                                     |                         |   |   |                 |                  |                                   |                                  |   |                                  |               |
| Subtotal  |                          |                                     |                         |   |   |                 |                  |                                   |                                  |   |                                  |               |
| <b>Misc.</b>  |                          |                                     |                         |   |   |                 |                  |                                   |                                  |   |                                  |               |
| 27 Ticket Vending Machine-SLV-Installation Costs                      |                          |                                     |                         |   |   |                 |                  | \$ 8,000                          | \$ 9,045                         |   |                                  | \$ 17,045     |
| 28 Ticket Vending Machine-Cash Devices & Components                   |                          |                                     |                         |   |   |                 |                  |                                   |                                  |   | \$ 10,750                        | \$ 10,750     |
| 29 Ticket Vending Machine-Software/Pin Pad Upgrade                    |                          |                                     |                         |   |   |                 |                  |                                   |                                  |   | \$ 4,250                         | \$ 4,250      |
| 30 Misc. Emergency Capital Items \$1K to \$5K                         |                          |                                     |                         |   |   |                 |                  | \$ 8,000                          | \$ 19,045                        |   | \$ 15,000                        | \$ 42,045     |
| Subtotal  |                          |                                     |                         |   |   |                 |                  | \$ 8,000                          | \$ 19,045                        |   | \$ 15,000                        | \$ 42,045     |
| <b>TOTAL CAPITAL PROJECTS</b>   | \$ 6,246,168             | \$ 120,000                          | \$ 390,000              | \$ 5,991,793  | \$ 1,075,000                                  | \$ 247,950      | \$ 709,292       | \$ 44,760                         | \$ 399,682                       | \$ 549,167  | \$ 30,862                        | \$ 15,804,674 |

SANTA CRUZ METROPOLITAN TRANSIT DISTRICT  
 FY18 PRELIMINARY CAPITAL BUDGET  
 AS OF MAY 19, 2017

| PROJECT/ACTIVITY  | RESTRICTED FEDERAL FUNDS | RESTRICTED SAKATA/LAW SUIT PROCEEDS | RESTRICTED PTMISEA (1B) | RESTRICTED PTMISEA (1B) + INT-PAC STATION PLACEHOLDER | RESTRICTED CAL-OES PROP 1B - TRANSIT SECURITY | RESTRICTED STIP   | RESTRICTED LCTOP  | RESTRICTED CAPITAL RESTRICTED STA | RESTRICTED STA & STIC XFRs FROM OPER BUDGET | UNRESTRICTED (ALT) FUEL TAX CREDIT (XFR FROM OPER BUDGET) | OPERATING & CAPITAL RESERVE FUND | TOTAL                |
|---|--------------------------|-------------------------------------|-------------------------|---|---|-------------------|-------------------|-----------------------------------|---|---|----------------------------------|----------------------|
| <b>CAPITAL PROGRAM FUNDING</b>  |                          |                                     |                         |   |   |                   |                   |                                   |   |   |                                  |                      |
| <b>Federal Sources of Funds:</b>  |                          |                                     |                         |   |   |                   |                   |                                   |   |   |                                  |                      |
| Federal Grants (FTA)  | \$ 5,746,168             |                                     |                         |   |   |                   |                   |                                   |   |   |                                  | \$ 5,746,168         |
| Surface Transportation Block Grant (STBG)   | \$ 500,000               |                                     |                         |   |   |                   |                   |                                   |   |   |                                  | \$ 500,000           |
| Sakata / Lawsuit Proceeds   |                          | \$ 120,000                          |                         |   |   |                   |                   |                                   |   |   |                                  | \$ 120,000           |
| <b>State Sources of Funds:</b>  |                          |                                     |                         |   |   |                   |                   |                                   |   |   |                                  |                      |
| PTMISEA (1B)  |                          |                                     | \$ 390,000              | \$ 5,991,793  |   |                   |                   |                                   |   |   |                                  | \$ 6,381,793         |
| Cal-OES Prop 1B Transit Security Grant Funds (CTSGP)  |                          |                                     |                         |   | \$ 1,075,000                                  |                   |                   |                                   |   |   |                                  | \$ 1,075,000         |
| Statewide Transportation Improvement Program (STIP)   |                          |                                     |                         |   |   | \$ 247,950        |                   |                                   |   |   |                                  | \$ 247,950           |
| Low Carbon Transit Operations Program (LCTOP)   |                          |                                     |                         |   |   |                   | \$ 709,292        |                                   |   |   |                                  | \$ 709,292           |
| Capital Restricted - State Transit Assistance (STA)   |                          |                                     |                         |   |   |                   |                   | \$ 44,760                         |   |   |                                  | \$ 44,760            |
| State Transit Assistance (STA) - (1/5 of FY17 Allocation-Xfr from Oper. Budget)   |                          |                                     |                         |   |   |                   |                   |                                   | \$ 399,682                                  |   |                                  | \$ 399,682           |
| <b>Local Sources of Funds:</b>  |                          |                                     |                         |   |   |                   |                   |                                   |   |   |                                  |                      |
| (Alternative) Fuel Tax Credit (Xfr from Oper. Budget)   |                          |                                     |                         |   |   |                   |                   |                                   |   | \$ 549,167  |                                  | \$ 549,167           |
| Operating and Capital Reserve Fund  |                          |                                     |                         |   |   |                   |                   |                                   |   |   | \$ 30,862                        | \$ 30,862            |
| <b>TOTAL CAPITAL FUNDING BY FUNDING SOURCE</b>  | <b>\$ 6,246,168</b>      | <b>\$ 120,000</b>                   | <b>\$ 390,000</b>       | <b>\$ 5,991,793</b>                                   | <b>\$ 1,075,000</b>                           | <b>\$ 247,950</b> | <b>\$ 709,292</b> | <b>\$ 44,760</b>                  | <b>\$ 399,682</b>                           | <b>\$ 549,167</b>   | <b>\$ 30,862</b>                 | <b>\$ 15,804,674</b> |
| Restricted Funds  | \$ 6,246,168             | \$ 120,000                          | \$ 390,000              | \$ 5,991,793  | \$ 1,075,000                                  | \$ 247,950        | \$ 709,292        | \$ 44,760                         |   |   |                                  | \$ 14,824,963        |
| Unrestricted Funds  |                          |                                     |                         |   |   |                   |                   |                                   | \$ 399,682                                  | \$ 549,167  | \$ 30,862                        | \$ 979,711           |
| <b>TOTAL CAPITAL FUNDING</b>  | <b>\$ 6,246,168</b>      | <b>\$ 120,000</b>                   | <b>\$ 390,000</b>       | <b>\$ 5,991,793</b>                                   | <b>\$ 1,075,000</b>                           | <b>\$ 247,950</b> | <b>\$ 709,292</b> | <b>\$ 44,760</b>                  | <b>\$ 399,682</b>                           | <b>\$ 549,167</b>   | <b>\$ 30,862</b>                 | <b>\$ 15,804,674</b> |
| * The FY18 STA & STIC amounts listed here are budgeted values at this time. The cash has not yet been received therefore these amounts have not been formally committed against capital projects. |                          |                                     |                         |   |   |                   |                   |                                   |   |   |                                  |                      |

Santa Cruz Metropolitan Transit District

|                        | Unfunded Capital Costs thru 2027 | Rolling Stock Replacements | UNFUNDED CAPITAL PROJECTS (000s) |                  |                  |                  |                  |                 |               |               |                  |               | TOTAL             |        |
|------------------------|----------------------------------|----------------------------|----------------------------------|------------------|------------------|------------------|------------------|-----------------|---------------|---------------|------------------|---------------|-------------------|--------|
|                        |                                  |                            | 18                               | 19               | 20               | 21               | 22               | 23              | 24            | 25            | 26               | 27            |                   |        |
| Construction           | \$ 140,984                       | \$ -                       | \$ 850                           | \$ 39,226        | \$ 176           | \$ 19,276        | \$ 30,576        | \$ 176          | \$ 176        | \$ 176        | \$ 176           | \$ 176        | \$ 50,176         | \$ 176 |
| Vehicle SGR            | \$ 67,018                        | \$ 62,768                  | \$ 13,575                        | \$ 9,434         | \$ 20,044        | \$ 8,980         | \$ 9,460         | \$ 3,750        | \$ 250        | \$ 715        | \$ 245           | \$ 565        | \$ -              | \$ -   |
| Facilities Maintenance | \$ 3,280                         | \$ -                       | \$ 715                           | \$ 1,310         | \$ 275           | \$ 290           | \$ 90            | \$ 50           | \$ 50         | \$ 50         | \$ 400           | \$ 50         | \$ -              | \$ -   |
| IT                     | \$ 7,053                         | \$ -                       | \$ 5,383                         | \$ 440           | \$ 1,210         | \$ 20            | \$ -             | \$ -            | \$ -          | \$ -          | \$ -             | \$ -          | \$ -              | \$ -   |
| Communications         | \$ 500                           | \$ -                       | \$ -                             | \$ -             | \$ 500           | \$ -             | \$ -             | \$ -            | \$ -          | \$ -          | \$ -             | \$ -          | \$ -              | \$ -   |
|                        | <b>\$ 218,835</b>                | <b>\$ 62,768</b>           | <b>\$ 20,523</b>                 | <b>\$ 50,410</b> | <b>\$ 22,205</b> | <b>\$ 28,566</b> | <b>\$ 40,126</b> | <b>\$ 3,976</b> | <b>\$ 476</b> | <b>\$ 941</b> | <b>\$ 50,821</b> | <b>\$ 791</b> | <b>\$ 218,835</b> |        |

Attachment F

Santa Cruz Metropolitan Transit District

| UNFUNDED CAPITAL PROJECTS (000s) |  |  |             |                                       |                      |           |       |       |       |          |       |       | DEPT. |       |          |                          |
|----------------------------------|--|--|-------------|---------------------------------------|----------------------|-----------|-------|-------|-------|----------|-------|-------|-------|-------|----------|--------------------------|
| Construction                     |  |  |             |                                       |                      |           |       |       |       |          |       |       | 27    |       |          |                          |
| #                                | Project  | Description  | Cost (000s) | Potential Funding Source              | Required Local Match | 18        | 19    | 20    | 21    | 22       | 23    | 24    | 25    | 26    | 27       |                          |
| 1                                | ADA Access Bus Stops                                     | Remedial ADA Access at all bus stops. pending COA and bus stop audit   | \$ 967      | Unfunded                              | TBD                  | \$ 175    | \$ 88 | \$ 88 | \$ 88 | \$ 88    | \$ 88 | \$ 88 | \$ 88 | \$ 88 | 88       | Planning Facilities      |
| 2                                | ADA Access at all Facilities                             | Remedial ADA Access at all facilities. Needs to be identified in future Accessibility Study  | \$ 967      | Unfunded                              | TBD                  | \$ 175    | \$ 88 | \$ 88 | \$ 88 | \$ 88    | \$ 88 | \$ 88 | \$ 88 | \$ 88 | 88       | Planning Facilities      |
| 3                                | Vernon Street Bus Stop                                   | Move (Route 4) bus stop to to lower Administration parking lot (fronts River Street) . Install base and concrete to bus stop pad and maneuvering apron | \$ 300      | Unfunded                              | TBD                  | \$ 300    |       |       |       |          |       |       |       |       |          | Facilities Const.        |
| 4                                | Felton Fair Bus Stop                                     | Either relocate or improve path of travel for 2 stops  | \$ 200      | Unfunded                              | TBD                  | \$ 200    |       |       |       |          |       |       |       |       |          | Planning Facilities      |
| 5                                | 1231 River St. Property Acquisition                      | Maintenance Facility Expansion   | \$ 850      | Unfunded                              | TBD                  | \$ 850    |       |       |       |          |       |       |       |       |          | Const. Legal             |
| 6                                | Fire Suppression for IT Server Room                      | 110 Vernon   | \$ 100      | Unfunded                              | TBD                  | \$ 100    |       |       |       |          |       |       |       |       |          | IT Facilities Const.     |
| 7                                | Roof Reconstruction, Golf Club                           | Reconstruct built-up roof on first-half of Maintenance Building  | \$ 100      | Unfunded                              | TBD                  | \$ 100    |       |       |       |          |       |       |       |       |          | Facilities               |
| 8                                | ParaCruz Operating Facility (Mobility Management Center) | Property Acquisition, Design, Right-of-Way and construction for new ParaCruz Operating Facility  | \$ 12,000   | Unfunded                              | TBD                  | \$ 12,000 |       |       |       |          |       |       |       |       |          | Paracruz Const. Ops.     |
| 9                                | Maintenance Facility Wing 2                              | Property Acquisition, Design, Right-of-Way and Construction for second wing of Maintenance Facility  | \$ 15,000   | Unfunded                              | TBD                  | \$ 15,000 |       |       |       |          |       |       |       |       |          | Maint. Const. Ops.       |
| 10                               | Pacific Station Renovation                               | Consider mixed-use or transit only renovations   | \$ 25,000   | PTMISEA; AHSC; Developer City SC      | TBD                  | \$ 25,000 |       |       |       |          |       |       |       |       |          | Grants Facilities Const. |
| 11                               | Park and Ride Lots for Bus Commuters                     | Fund purchase and construction of parking areas for commuter bus patrons at 17th ave & 41st Ave.   | \$ 2,000    | Unfunded                              | TBD                  | \$ 2,000  |       |       |       |          |       |       |       |       |          | Const. Facilities        |
| 12                               | Solar Panels   | Energy reduction through installation of roof-mounted solar panels at the Judy K. Souza Operations Facility  | \$ 2,000    | Unfunded                              | TBD                  | \$ 2,000  |       |       |       |          |       |       |       |       |          | Const. Facilities        |
| 13                               | Remove Diesel Tank                                       | Remove tank after replacement of last diesel bus fleet   | \$ 100      | Unfunded                              | TBD                  | \$ 100    |       |       |       |          |       |       |       |       |          | Const. Facilities        |
| 14                               | Signal Priority/Pre-Emption for Buses                    | Enable coach operators to actuate traffic signals to prolong green or change red lights to improve transit running time                                | \$ 2,000    | Public Works in affected jurisdiction | TBD                  | \$ 2,000  |       |       |       | \$ 2,000 |       |       |       |       | \$ 2,000 | Planning Ops             |

18F.2

Santa Cruz Metropolitan Transit District

| UNFUNDED CAPITAL PROJECTS (000s) |   |  |                   |                          |                      |               |                  |               |                  | 21               | 22            | 23            | 24            | 25               | 26            | 27                       | DEPT. |
|----------------------------------|---|--|-------------------|--------------------------|----------------------|---------------|------------------|---------------|------------------|------------------|---------------|---------------|---------------|------------------|---------------|--------------------------|-------|
| #                                | Project   | Description  | Cost (000s)       | Potential Funding Source | Required Local Match | 18            | 19               | 20            | 21               | 22               | 23            | 24            | 25            | 26               | 27            |                          |       |
| 15                               | South County Ops. & Maint. Facility                   | Auxiliary Operating & Maintenance Facility in Watsonville.   | \$ 50,000         | Unfunded                 | TBD                  |               |                  |               |                  |                  |               |               |               | \$ 50,000        |               | Grants Facilities Const. |       |
| 16                               | Watsonville Transit Center Renovation                 | Fascia replacement or repair   | \$ 1,000          | Unfunded                 | TBD                  |               | \$ 1,000         |               |                  |                  |               |               |               |                  |               | Const. Facilities        |       |
| 17                               | Watsonville Park and Ride Lot                         | South County P&R to support Hwy 1 commuters  | \$ -              | Unfunded                 | TBD                  |               |                  |               |                  |                  |               |               |               |                  |               | Const. Facilities        |       |
| 18                               | Cavallaro Transit Center Parking Structure            | Parking Structure to support Hwy 17 Express commuters  | \$ 26,400         | Unfunded                 | TBD                  |               |                  |               |                  | \$ 26,400        |               |               |               |                  |               | Const. Facilities        |       |
| 19                               | Bike Station at Pacific Station                       | Bike Station to provide secure, convenient bicycle parking for METRO riders, reducing bikes onboard demand                         | \$ 1,000          | Unfunded                 | TBD                  |               |                  |               |                  | \$ 1,000         |               |               |               |                  |               | Const. Facilities        |       |
| 20                               | Bike Stations at Pacific Station and Capitola Mall TC | Bike Station to provide secure, convenient bicycle parking for METRO riders, reducing bikes onboard demand                         | \$ 1,000          | Unfunded                 | TBD                  |               |                  |               |                  | \$ 1,000         |               |               |               |                  |               | Const. Facilities        |       |
| 21                               | New Watsonville Transit Center                        | Replacement of current transit center. Requires buy-in from local community, possible City of Watsonville financial participation. | \$ -              | Unfunded                 | TBD                  |               |                  |               |                  |                  |               |               |               |                  |               | Const. Facilities        |       |
|                                  |   | <b>Unfunded Capital Costs thru 2027</b>  | <b>\$ 140,984</b> |                          |                      | <b>\$ 850</b> | <b>\$ 39,226</b> | <b>\$ 176</b> | <b>\$ 19,276</b> | <b>\$ 30,576</b> | <b>\$ 176</b> | <b>\$ 176</b> | <b>\$ 176</b> | <b>\$ 50,176</b> | <b>\$ 176</b> | <b>\$ 140,984</b>        |       |

Attachment F

Santa Cruz Metropolitan Transit District

| UNFUNDED CAPITAL PROJECTS (000s) |                                       |  |                      |               |     |                  |                 |                  |                 |                 | DEPT.           |               |               |
|----------------------------------|---------------------------------------|--|----------------------|---------------|-----|------------------|-----------------|------------------|-----------------|-----------------|-----------------|---------------|---------------|
|                                  | Vehicle SGR                           | Potential Funding Source                           | Required Local Match | 18            | 19  | 20               | 21              | 22               | 23              | 24              | 25              | 26            | 27            |
| #                                | Project                               | Description  | Cost (000s)          |               |     |                  |                 |                  |                 |                 |                 |               |               |
| 1                                | Bus Mid-Life Overhaul, 2017-2026      | Bus Mid-Life Overhaul (25% reduction) 17 new buses | \$ 2,250             | STIP          | TBD | \$ 225           | \$ 225          | \$ 225           | \$ 225          | \$ 225          | \$ 225          | \$ 225        | Fleet         |
| 2                                | Bus Replacements 2018                 | Replace (5) Paracruz cutaways and (6) PT vans      | \$ 12,000            | FTA 5339/STIP | TBD | \$ 12,000        |                 |                  |                 |                 |                 |               | Fleet         |
| 3                                | ParaCruz Adds & Replacement Vans 2018 |  | \$ 860               | Unfunded      | TBD | \$ 860           |                 |                  |                 |                 |                 |               | ParaCruz      |
| 4                                | Bus Replacements 2019                 | Bus Replacements Replace (12) buses                | \$ 8,460             | FTA 5339/STIP | TBD | \$ 8,460         |                 |                  |                 |                 |                 |               | Fleet         |
| 5                                | ParaCruz Adds & Replacement Vans 2019 | Replace (2) Paracruz cutaways and (7) PT vans      | \$ 729               | Unfunded      | TBD | \$ 729           |                 |                  |                 |                 |                 |               | ParaCruz      |
| 6                                | Bus Replacements 2020                 | Bus Replacements Replace (26) buses                | \$ 18,330            | Unfunded      | TBD | \$ 18,330        |                 |                  |                 |                 |                 |               | ParaCruz      |
| 7                                | ParaCruz Adds & Replacement Vans 2020 | Replace (12) Paracruz PT Vans and 5 Minivans       | \$ 1,149             | Unfunded      | TBD | \$ 1,149         |                 |                  |                 |                 |                 |               | ParaCruz      |
| 8                                | Bus Replacements 2021                 | Bus Replacements Replace (12) buses                | \$ 8,460             | FTA 5339/STIP | TBD | \$ 8,460         |                 |                  |                 |                 |                 |               | Fleet         |
| 9                                | ParaCruz Adds & Replacement Vans 2021 | Replace (2) Paracruz Minivans                      | \$ 90                | Unfunded      | TBD | \$ 90            |                 |                  |                 |                 |                 |               | ParaCruz      |
| 10                               | Bus Replacements 2022                 | Bus Replacements Replace (13) 2800s CNG Buses      | \$ 9,165             | FTA 5339/STIP | TBD | \$ 9,165         |                 |                  |                 |                 |                 |               | Fleet         |
| 11                               | Bus Replacements 2023                 | Bus Replacements Replace (5) 1000s CNG Buses       | \$ 3,525             | FTA 5339/STIP | TBD | \$ 3,525         |                 |                  |                 |                 |                 |               | Fleet         |
| 12                               | Bus Replacements 2024                 | Bus Replacements Replace (5) 1000s CNG Buses       | \$ -                 | FTA 5339/STIP | TBD | \$ -             |                 |                  |                 |                 |                 |               | Fleet         |
| 13                               | Bus Replacements 2025                 | Bus Replacements Replace (11) 1200s CNG Buses      | \$ -                 | FTA 5339/STIP | TBD | \$ -             |                 |                  |                 |                 |                 |               | Fleet         |
| 14                               | Bus Replacements 2026                 | Bus Replacements Replace (6) 1300s CNG Buses       | \$ -                 | FTA 5339/STIP | TBD | \$ -             |                 |                  |                 |                 |                 |               | Fleet         |
| 15                               | Replacements                          | Non-revenue Vehicle                                | \$ 2,000             |               | TBD | \$ 490           | \$ 20           | \$ 205           | \$ 70           | \$ 25           | \$ 490          | \$ 20         | \$ 340        |
|                                  |                                       | <b>Unfunded Capital Costs thru 2027</b>            | <b>\$ 67,018</b>     |               |     | <b>\$ 13,575</b> | <b>\$ 9,434</b> | <b>\$ 20,044</b> | <b>\$ 8,980</b> | <b>\$ 9,460</b> | <b>\$ 3,750</b> | <b>\$ 245</b> | <b>\$ 565</b> |
|                                  |                                       | Rolling Stock Replacements                         | \$ 62,768            |               |     | \$ 12,860        | \$ 9,189        | \$ 19,479        | \$ 8,550        | \$ -            | \$ -            | \$ -          | \$ 62,768     |

Attachment F

18F.4



Santa Cruz Metropolitan Transit District

Attachment F

| Facilities Maintenance |  | UNFUNDED CAPITAL PROJECTS (000s)   |             |                          |                      |        |          |        |        |       |       | DEPT. |       |        |                         |
|------------------------|--|--|-------------|--------------------------|----------------------|--------|----------|--------|--------|-------|-------|-------|-------|--------|-------------------------|
|                        |  | 18   | 19          | 20                       | 21                   | 22     | 23       | 24     | 25     | 26    | 27    |       |       |        |                         |
| #                      | Project  | Description  | Cost (000s) | Potential Funding Source | Required Local Match | 18     | 19       | 20     | 21     | 22    | 23    | 24    | 25    | 26     | 27                      |
| 1                      | Capital upgrade of existing transit facilities | Capital upgrade of bus stops, parking lots, transit centers, buildings   | \$ 500      | Continuous               | TBD                  | \$ 50  | \$ 50    | \$ 50  | \$ 50  | \$ 50 | \$ 50 | \$ 50 | \$ 50 | \$ 50  | Facilities              |
| 2                      | Upgrade HVAC Systems, all sites                | Heating Ventilation Air Conditioning                                     | \$ 430      | Unfunded                 | TBD                  | \$ 160 | \$ 60    | \$ 50  | \$ 120 | \$ 40 | \$ -  | \$ -  | \$ -  | \$ -   | Facilities              |
| 3                      | Custodial Equipment Replacement                | Vacuums, Buffers, Scrubbers  | \$ -        | Unfunded                 | TBD                  | \$ -   | \$ -     | \$ -   | \$ -   | \$ -  | \$ -  | \$ -  | \$ -  | \$ -   | Facilities              |
| 4                      | Landscaping/Irrigation                         | Re-landscape & irrigate all sites  | \$ -        | Unfunded                 | TBD                  | \$ -   | \$ -     | \$ -   | \$ -   | \$ -  | \$ -  | \$ -  | \$ -  | \$ -   | Facilities              |
| 5                      | Administration Remodel                         | Office remodel of 110 Vernon St.: upgrade HVAC and move/add office space | \$ 100      | Unfunded                 | TBD                  | \$ 50  | \$ 50    | \$ -   | \$ -   | \$ -  | \$ -  | \$ -  | \$ -  | \$ -   | Facilities              |
| 6                      | Bird Abatement                                 | All Facilities   | \$ 10       | Unfunded                 | TBD                  | \$ 10  | \$ -     | \$ -   | \$ -   | \$ -  | \$ -  | \$ -  | \$ -  | \$ -   | Facilities              |
| 7                      | Furniture                                      | All Facilities   | \$ 150      | Unfunded                 | TBD                  | \$ 50  | \$ 50    | \$ 50  | \$ -   | \$ -  | \$ -  | \$ -  | \$ -  | \$ -   | Admin Const.            |
| 8                      | Fire Proof File Cabinets                       | Administrative Building  | \$ 5        | Unfunded                 | TBD                  | \$ 5   | \$ -     | \$ -   | \$ -   | \$ -  | \$ -  | \$ -  | \$ -  | \$ -   | Facilities              |
| 9                      | Emergency Operations Centers                   | Purchase of equipment for EOC at OPS and Admin                           | \$ 15       | Unfunded                 | TBD                  | \$ 15  | \$ -     | \$ -   | \$ -   | \$ -  | \$ -  | \$ -  | \$ -  | \$ -   | Facilities              |
| 10                     | Bus Washer                                     | Replace N/S Wash System purchased 2009 & upgrade water recycling system  | \$ 80       | Unfunded                 | TBD                  | \$ 80  | \$ -     | \$ -   | \$ -   | \$ -  | \$ -  | \$ -  | \$ -  | \$ -   | Facilities Fleet        |
| 11                     | Bus Lifts                                      | Remove and Replace lifts   | \$ 1,000    | Unfunded                 | TBD                  | \$ -   | \$ 1,000 | \$ -   | \$ -   | \$ -  | \$ -  | \$ -  | \$ -  | \$ -   | Const. Fleet Facilities |
| 12                     | Exterior/Interior Painting                     | Exterior, Vernon, 138 Golf Club, Fueling Station interior/exterior       | \$ 345      | Unfunded                 | TBD                  | \$ -   | \$ 100   | \$ 125 | \$ 120 | \$ -  | \$ -  | \$ -  | \$ -  | \$ -   | Facilities              |
| 13                     | Parts Washers (3)                              | Replace the JRI units purchased 2010                                     | \$ 100      | Unfunded                 | TBD                  | \$ -   | \$ -     | \$ -   | \$ -   | \$ -  | \$ -  | \$ -  | \$ -  | \$ 100 | Fleet                   |
| 14                     | Fuel Management System                         | Purchase and installation of fuel management system                      | \$ 180      | Unfunded                 | TBD                  | \$ 180 | \$ -     | \$ -   | \$ -   | \$ -  | \$ -  | \$ -  | \$ -  | \$ -   | Facilities              |
| 15                     | Roof Replacement, Fueling Station              | Replace Roof   | \$ 150      | Unfunded                 | TBD                  | \$ -   | \$ -     | \$ -   | \$ -   | \$ -  | \$ -  | \$ -  | \$ -  | \$ 150 | Facilities              |
| 16                     | Roof Replacement, Scotts Valley                | Replace Roof   | \$ 100      | Unfunded                 | TBD                  | \$ -   | \$ -     | \$ -   | \$ -   | \$ -  | \$ -  | \$ -  | \$ -  | \$ 100 | Facilities              |
| 17                     | Admin Building Engineering and Renovations     | For reconfiguration of office space for multiple departments             | \$ 20       | Unfunded                 | TBD                  | \$ 20  | \$ -     | \$ -   | \$ -   | \$ -  | \$ -  | \$ -  | \$ -  | \$ -   | Facilities              |
| 18                     | Fire Egress Construction                       | Construction of fire egress at 138 Golf Club Dr. building                | \$ 95       | Unfunded                 | TBD                  | \$ 95  | \$ -     | \$ -   | \$ -   | \$ -  | \$ -  | \$ -  | \$ -  | \$ -   | Facilities              |

18F.5

Santa Cruz Metropolitan Transit District

Attachment F

| Facilities Maintenance |                                  | UNFUNDED CAPITAL PROJECTS (000s) |                          |                      |        |          |        |        |       |       |       | DEPT. |        |       |          |
|------------------------|----------------------------------|----------------------------------|--------------------------|----------------------|--------|----------|--------|--------|-------|-------|-------|-------|--------|-------|----------|
| #                      | Project Description              | Cost (000s)                      | Potential Funding Source | Required Local Match | 18     | 19       | 20     | 21     | 22    | 23    | 24    | 25    | 26     | 27    |          |
|                        | Unfunded Capital Costs thru 2027 | \$ 3,280                         |                          |                      | \$ 715 | \$ 1,310 | \$ 275 | \$ 290 | \$ 90 | \$ 50 | \$ 50 | \$ 50 | \$ 400 | \$ 50 | \$ 3,280 |

Santa Cruz Metropolitan Transit District

UNFUNDED CAPITAL PROJECTS (000s)

| #  | Project   | Description   | Cost (000s) | Potential Funding Source | Required Local Match | Year     |    |    |       |    | DEPT |    |    |    |    |    |                   |
|----|---|---|-------------|--------------------------|----------------------|----------|----|----|-------|----|------|----|----|----|----|----|-------------------|
|    |   |   |             |                          |                      | 18       | 19 | 20 | 21    | 22 |      | 23 | 24 | 25 | 26 | 27 |                   |
| 1  | Bus AVL   | Automatic Vehicle Locator system on all METRO Buses   | \$ 2,000    | Unfunded                 | TBD                  | \$ 2,000 |    |    |       |    |      |    |    |    |    |    | IT Planning Fleet |
| 2  | Financial Management Software                     | Financial, Payroll, Timekeeping Software  | \$ 125      | Unfunded                 | TBD                  | \$ 125   |    |    |       |    |      |    |    |    |    |    | IT Finance        |
| 3  | SCMTD Servers                                     | Replacement servers for existing aging systems with scalability for the next 5 years. CRITICAL  | \$ 40       | Unfunded                 | TBD                  | \$ 40    |    |    |       |    |      |    |    |    |    |    | IT Const.         |
| 4  | Backup system                                     | Backup system to meet growing disaster recovery needs   | \$ 20       | Unfunded                 | TBD                  |          |    |    | \$ 20 |    |      |    |    |    |    |    | IT                |
| 5  | Highway 17 Express WiFi upgrade                   | Add Simms cards to routers for additional functionality. Bus AVL implementation may negate the need for this.   | \$ 10       | Unfunded                 | TBD                  | \$ 10    |    |    |       |    |      |    |    |    |    |    | Fleet Ops IT      |
| 6  | Fare System Integration and Upgrade               | Upgrade GFI Farebox system to enable fare media loading, tracking, registration, interoperability via internet. Necessary IT upgrades. System integrator to analyze and propose integrated fare media strategy (incl. \$50k for vaulting) | \$ 1,300    | Unfunded                 | TBD                  | \$ 1,300 |    |    |       |    |      |    |    |    |    |    | IT Planning Fleet |
| 7  | Phone System                                      | Replacement phone system due to the existing system having reached end-of-life for parts and support.   | \$ 25       | Unfunded                 | TBD                  | \$ 25    |    |    |       |    |      |    |    |    |    |    | IT                |
| 8  | MaintStar Expansion Software and Mobile Equipment | Asset and Maintenance Managing software and equipment with onsite training and installation. Work field orders.   | \$ 150      | Unfunded                 | TBD                  | \$ 150   |    |    |       |    |      |    |    |    |    |    | IT Ops            |
|    | Bus APC   | Automatic Passenger Counter systems on all METRO buses.   | \$ 1,200    | Unfunded                 | TBD                  | \$ 1,200 |    |    |       |    |      |    |    |    |    |    | IT Planning Fleet |
| 10 | WiFi expansion                                    | Public WiFi equipment on all facilities and routes beginning w/UCSCs and Express buses. Bus AVL implementation may negate the need for this.  | \$ 1,000    | Unfunded                 | TBD                  | \$ 1,000 |    |    |       |    |      |    |    |    |    |    | Fleet Ops IT      |

Attachment F

18F.7

Santa Cruz Metropolitan Transit District

UNFUNDED CAPITAL PROJECTS (000s)

| #                                       | Project                                      | Description   | Cost (000s)     | Potential Funding Source | Required Local Match | UNFUNDED CAPITAL PROJECTS (000s) |               |                 |              |             |             |             |             |             |             |             |             |             |             |             |             |             |                 |                              |
|---|--|---|-----------------|--------------------------|----------------------|----------------------------------|---------------|-----------------|--------------|-------------|-------------|-------------|-------------|-------------|-------------|-------------|-------------|-------------|-------------|-------------|-------------|-------------|-----------------|------------------------------|
|   |  |   |                 |                          |                      | 18                               | 19            | 20              | 21           | 22          | 23          | 24          | 25          | 26          | 27          | DEPT.       |             |             |             |             |             |             |                 |                              |
| IT                                      |  |   |                 |                          |                      |                                  |               |                 |              |             |             |             |             |             |             |             |             |             |             |             |             |             |                 |                              |
| 11                                      | Cameras on buses                             | Cameras on buses  | \$ 750          | CalOES                   | TBD                  | \$ 750                           |               |                 |              |             |             |             |             |             |             |             |             |             |             |             |             |             |                 | Fleet Ops<br>IT              |
| 12                                      | Camera security system for ParaCruz facility | Camera security system for ParaCruz facility  | \$ 150          | Unfunded                 | TBD                  | \$ 150                           |               |                 |              |             |             |             |             |             |             |             |             |             |             |             |             |             |                 | IT<br>ParaCruz<br>Facilities |
| 13                                      | ParaCruz MDC replacements                    | ParaCruz MDC replacements (two per year)  | \$ 15           | Unfunded                 | TBD                  | \$ 15                            |               |                 |              |             |             |             |             |             |             |             |             |             |             |             |             |             |                 | IT<br>ParaCruz               |
| 14                                      | TVMs - replacements and additional           | 2nd TVM at Pacific Station and Watsonville Transit Center; end-of-life replacement of existing TVMs | \$ 210          | Unfunded                 | TBD                  | \$ 210                           |               |                 |              |             |             |             |             |             |             |             |             |             |             |             |             |             |                 | IT<br>Cust Svc?<br>Ops?      |
| 15                                      | Business Copy Machine                        | Copy machine - Operations   | \$ 3            | Unfunded                 | TBD                  | \$ 3                             |               |                 |              |             |             |             |             |             |             |             |             |             |             |             |             |             |                 | IT<br>Cust Svc?<br>Ops?      |
| 16                                      | Print Encoding Machine                       | Machine to process fare Smart Cards   | \$ 19           | Unfunded                 | TBD                  | \$ 19                            |               |                 |              |             |             |             |             |             |             |             |             |             |             |             |             |             |                 | IT<br>Cust Svc?<br>Ops?      |
| 17                                      | ID Card Printer                              | ID Card Printer   | \$ 5            | Unfunded                 | TBD                  | \$ 5                             |               |                 |              |             |             |             |             |             |             |             |             |             |             |             |             |             |                 | IT<br>Cust Svc?<br>Ops?      |
| 18                                      | Backup Repeater Site                         | 2-way Radio Equipment to allow JKS to function as a radio repeater site                             | \$ 15           | Unfunded                 | TBD                  | \$ 15                            |               |                 |              |             |             |             |             |             |             |             |             |             |             |             |             |             |                 | IT<br>Cust Svc?<br>Ops?      |
| 19                                      | Kyle Hill Repeater Site                      | Emergency Battery Backup  | \$ 16           | Unfunded                 | TBD                  | \$ 16                            |               |                 |              |             |             |             |             |             |             |             |             |             |             |             |             |             |                 | IT<br>Cust Svc?<br>Ops?      |
| <b>Unfunded Capital Costs thru 2027</b> |  |   | <b>\$ 7,053</b> |                          |                      | <b>\$ 5,383</b>                  | <b>\$ 440</b> | <b>\$ 1,210</b> | <b>\$ 20</b> | <b>\$ -</b> | <b>\$ -</b> | <b>\$ -</b> | <b>\$ -</b> | <b>\$ -</b> | <b>\$ -</b> | <b>\$ -</b> | <b>\$ -</b> | <b>\$ -</b> | <b>\$ -</b> | <b>\$ -</b> | <b>\$ -</b> | <b>\$ -</b> | <b>\$ 7,053</b> |                              |

Attachment F

18F.8

Santa Cruz Metropolitan Transit District

|   |                  | UNFUNDED CAPITAL PROJECTS (000s) |  |               |                          |                      |      |      |        |      |      | DEPT. |      |      |      |      |              |
|---|------------------|----------------------------------|--|---------------|--------------------------|----------------------|------|------|--------|------|------|-------|------|------|------|------|--------------|
| # | Project          | Communications                   | Description  | Cost (000s)   | Potential Funding Source | Required Local Match | 18   | 19   | 20     | 21   | 22   | 23    | 24   | 25   | 26   | 27   |              |
| 1 | Metro Rebranding |                                  | Establish consistent brand with uniform signage, letterhead, ads | \$ 500        | Unfunded                 | TBD                  |      |      | \$ 500 |      |      |       |      |      |      |      | Planning Ops |
|   |                  |                                  | <b>Unfunded Capital Costs thru 2027</b>                          | <b>\$ 500</b> |                          |                      | \$ - | \$ - | \$ 500 | \$ - | \$ - | \$ -  | \$ - | \$ - | \$ - | \$ - | \$ 500       |

# Attachment F

- THIS PAGE INTENTIONALLY LEFT BLANK -

# Attachment G



## **BEFORE THE BOARD OF DIRECTORS OF THE SANTA CRUZ METROPOLITAN TRANSIT DISTRICT**

Resolution No.  
On the Motion of Director:  
Duly Seconded by Director:  
The Following Resolution is Adopted:

### **RESOLUTION OF THE BOARD OF DIRECTORS OF THE SANTA CRUZ METROPOLITAN TRANSIT DISTRICT TO SET A PUBLIC HEARING ON JUNE 23, 2017 TO ADOPT THE FINAL FY18 AND FY19 OPERATING BUDGET AND FY18 CAPITAL BUDGET**

**WHEREAS**, it is in the interest of the Santa Cruz Metropolitan Transit District to adopt a budget for each fiscal year;

**WHEREAS**, a budget for Capital and Operating expenses and revenues has been developed for fiscal years 2018 and 2019;

**NOW, THEREFORE, BE IT RESOLVED BY THE BOARD OF DIRECTORS OF THE SANTA CRUZ METROPOLITAN TRANSIT DISTRICT**, that:

A Public Hearing shall be held on June 23, 2017, at 9:00am or as soon as possible in the Santa Cruz City Council Chambers at 809 Center Street, Santa Cruz, CA for purposes of discussing the adoption of the Final FY18 & FY19 Operating Budget and FY18 Capital Budget. Public comments shall be solicited prior to the hearing as directed by the CEO/General Manager.

**PASSED AND ADOPTED** this 19<sup>th</sup> Day of May 2017 by the following vote:

**AYES:** Directors -

**NOES:** Directors -

**ABSTAIN:** Directors -

**ABSENT:** Directors -

# Attachment G

Resolution No. \_\_\_\_\_  
Page 2

Approved:

Jimmy Dutra, Chair

---

Attest:

Alex Clifford, CEO/General Manager

---

Approved as to form:

Julie A. Sherman, General Counsel

---



VERBAL PRESENTATION ONLY

CEO ORAL REPORT

**19-01.1**

- THIS PAGE INTENTIONALLY LEFT BLANK -